

## CR-05 - Goals and Outcomes

### Progress the jurisdiction has made in carrying out its strategic plan and its action plan. 91.520(a)

This could be an overview that includes major initiatives and highlights that were proposed and executed throughout the program year.

The Macomb HOME Consortium is comprised of the Urban County of Macomb (itself comprised of 21 communities), Clinton Township, and the Cities of Roseville and Sterling Heights. In 2019 the Consortium received \$1,729,122 (HOME), and the Urban County received \$1,887,306 (CDBG) and \$157,031 (HESG) funds. This document reports the Consortium's HOME Program and the Urban County's CDBG accomplishments. Each of the four Consortium member communities teamed with other entities to implement programs and activities. This report includes the accomplishments of the Urban County of Macomb (County). The other Consortium members will separately report their CDBG accomplishments. Further detail is found in the following narrative, with an activity breakdown in IDIS Reports PR03 and 06.

The Urban County of Macomb, along with our housing and service partners, provided affordable housing, essential infrastructure, public facilities, and human services to low- and moderate-income (LMI) people, the elderly, homeless people, and "at-risk" populations.

Areas of high priority identified in the consolidated plan include:

- **Priority Objective #1:** Improve public facilities and infrastructure
- **Priority Objective #2:** Make available appropriate housing
- **Priority Objective #3:** Address the needs of homeless and at-risk families
- **Priority Objective #4:** Provide and expand human services
- **Priority Objective #5:** Foster economic development
- **Priority Objective #6:** Address post-foreclosure housing crisis needs
- **Priority Objective #7:** Expand comprehensive planning, management and capacity

The County has insufficient funds to address each priority objective every year. It is the intention of the members of the Macomb HOME Consortium to address each priority objective at least once during the life of the current Consolidated Plan with the understanding that not each member will address each priority over the life of the plan.

Other major initiatives undertaken during the program year include:

- On March 27, 2020, Congress passed the Coronavirus Aid, Relief, and Economic Security Act (CARES Act). As part of the Act, entitlement communities were awarded supplemental Community Development Block Grant and Emergency Solutions Grant funds known as CDBG-CV and ESG-CV to be used in response to the coronavirus pandemic. The County received its first round CDBG-CV and ESG-CV funding in April 2020. Subsequent allocations were later announced and the County was allocated additional funding under ESG-CV2 and CDBG-CV3. Macomb County was not awarded funds under CDBG-CV2. CDBG-CV1 = \$1,110,240; CDBG-CV2 = \$0; CDBG-CV3 = \$1,530; 725ESG-CV1 = \$541,486; ESG-CV2 = \$801,422

Note: CARES Act funding was announced in program year 2019 but funds were not received until program year 2020. The County used the final quarter of the 2019 program year to plan for activities for the CARES Act funding, submit the required substantial amendment and review applicable HUD waivers and guidance. Activities are expected to begin during the first quarter of the 2020 program year.

**Comparison of the proposed versus actual outcomes for each outcome measure submitted with the consolidated plan and explain, if applicable, why progress was not made toward meeting goals and objectives. 91.520(g)**

Categories, priority levels, funding sources and amounts, outcomes/objectives, goal outcome indicators, units of measure, targets, actual outcomes/outputs, and percentage completed for each of the grantee’s program year goals.

Goal	Category	Indicator	Unit of Measure	Expected – Strategic Plan	Actual – Strategic Plan	Percent Complete	Expected – Program Year	Actual – Program Year	Percent Complete
Address the Needs of Homeless & At-Risk Families	Homeless	Tenant-based rental assistance / Rapid Rehousing	Households Assisted	100	27	27.00%	10	27	270.00%

Address the Needs of Homeless & At-Risk Families	Homeless	Overnight/Emergency Shelter/Transitional Housing Beds added	Beds	90	0	0.00%	266	0	0.00%
Address the Needs of Homeless & At-Risk Families	Homeless	Homelessness Prevention	Persons Assisted	150	33	22.00%	30	33	110.00%
Aid the Prevention of Slums and Blight	Non-Housing Community Development Elimination of Slums and Blight	Buildings Demolished	Buildings	5	0	0.00%	1	0	0.00%
Expand Planning, Grant Management and Capacity	Program Administration and Planning/Fair Housing	Other	Other	1	0	0.00%	1	0	0.00%
Foster Economic Development	Non-Housing Community Development Economic Development	Businesses assisted	Businesses Assisted	75	0	0.00%	75	0	0.00%

Improve Public Facilities and Infrastructure	Non-Housing Community Development	Public Facility or Infrastructure Activities other than Low/Moderate Income Housing Benefit	Persons Assisted	45,000	45,362	100.80%	65,885	45,362	68.85%
Make Available Appropriate Housing	Affordable Housing Public Housing Homeless	Rental units constructed	Household Housing Unit	4	0	0.00%	1	0	0.00%
Make Available Appropriate Housing	Affordable Housing Public Housing Homeless	Homeowner Housing Added	Household Housing Unit	4	0	0.00%	2	0	0.00%
Make Available Appropriate Housing	Affordable Housing Public Housing Homeless	Homeowner Housing Rehabilitated	Household Housing Unit	200	63	31.50%	160	126	78.75%
Provide and Expand Human Services	Homeless Non-Homeless Special Needs Non-Housing Community Development Low- to Moderate-Income Households	Public service activities other than Low/Moderate Income Housing Benefit	Persons Assisted	10,000	16,520	165.20%	28,932	16,520	57.10%

**Table 1 - Accomplishments – Program Year & Strategic Plan to Date**



**Assess how the jurisdiction's use of funds, particularly CDBG, addresses the priorities and specific objectives identified in the plan, giving special attention to the highest priority activities identified.**

**Improve public facilities & infrastructure**

**Prior year projects completed in PY 2019**

- Road improvements: Eastpointe
- Removal of architectural barriers: Fraser, Mount Clemens, New Baltimore and Richmond City
- Sidewalk installation: Chesterfield and Utica
- Park improvements: Eastpointe
- Demolition: Mount Clemens

**PY 2019 projects\***

- Removal of architectural barriers: Chesterfield, Mount Clemens, New Baltimore, Richmond City
- Senior Center improvements: Fraser, Richmond Township
- Park improvements: Center Line, Eastpointe,
- Street/sidewalk improvements: Harrison Township, Shelby Township

\* = construction to carry-over into PY 2019

**Make available appropriate housing**

- Utilized CDBG & HOME funds for housing rehabilitation;
- Community Housing Network was provided HOME funds to rehabilitate four homes that would be sold to income eligible families;
- Macomb County Habitat for Humanity had three new home builds underway that were funded with HOME funds. Construction was put

on hold due to COVID-09; and

- CDBG funds were used to complete minor home repairs

#### **Address the needs of homeless and at-risk families**

- CDBG funding was provided to MCREST, Macomb County Warming Center & Turning Point;
- Macomb Homeless Coalition was provided with CDBG funding for planning & administration and ESG funds for HMIS activities;
- Macomb Community Action's homelessness prevention program was provided with ESG funds;
- MCREST expended prior year ESG funds for rapid rehousing; and
- ESG-CV funds were provided to MCREST, Turning Point for emergency shelter operation
- ESG-CV funds were also provided to MCREST for homelessness prevention and Turning Point for rapid re-housing.

#### **Provide and expand human services**

- Senior programming – Chesterfield Twp, Lenox Twp, Macomb Twp, Ray Twp, Richmond, Shelby Twp, and Utica
- Large Print Books – Shelby Twp & Utica
- Harrison Twp - Dial-A-Ride
- Armada PAL – camp scholarships for income eligible program participants;
- CARE House – counseling and services for victims of abuse;
- Samaritan House & Shelby Lions – food assistance;
- Interfaith Volunteer Caregivers – provide assistance with chores to the elderly;
- Wigs4Kids – wigs for income eligible children that experience hair loss due to illness;
- Macomb Community Action Chore Program – grass cutting & snow removal for senior citizens; and
- St. Vincent DePaul – rent & utility assistance

#### **Foster economic development**

CDBG-CV funds were allocated to a microenterprise assistance grant program.

#### **Aid in the prevention of slums and blight**

CDBG funds were allocated in the plan but the project was later cancelled.

**Expand planning, grant management and capacity**

County staff worked with communities during the reporting period to identify and address community needs and find appropriate funding sources.

**Table 1 Table 2 Outcome Explanation**

An explanation regarding the proposed versus actual outcomes for each outcome measure shown in above Table 1 and Table 2 and, if applicable, why progress was not made toward meeting goals and objectives (91.520(g)) is provided as an attachment to CAPER screen CR-00.

## CR-10 - Racial and Ethnic composition of families assisted

Describe the families assisted (including the racial and ethnic status of families assisted).

91.520(a)

	CDBG	HOME	ESG
White	17,689	12	0
Black or African American	1,250	13	0
Asian	459	0	0
American Indian or American Native	30	0	0
Native Hawaiian or Other Pacific Islander	1	0	0
<b>Total</b>	<b>19,429</b>	<b>25</b>	<b>0</b>
Hispanic	189	0	0
Not Hispanic	19,240	25	0

Table 2 – Table of assistance to racial and ethnic populations by source of funds

### Narrative

The totals shown for CDBG and HOME are pre-populated based on activity accomplishment data entered by the County during the program year into IDIS.

**ESG Specific Accomplishments:** Accomplishments associated with ESG projects are recorded in the Homeless Management Information System (HMIS) and are not recorded in IDIS. This data is provided as an attachment to the CR-00 screen (2019 SAGE Report).

## CR-15 - Resources and Investments 91.520(a)

### Identify the resources made available

Source of Funds	Source	Resources Made Available	Amount Expended During Program Year
CDBG	public - federal	4,220,440	2,067,612
HOME	public - federal	4,815,438	668,518
ESG	public - federal	264,598	127,205
Other	public - federal	3,983,873	0

Table 3 - Resources Made Available

### Narrative

#### Notes pertaining to "Resources Made Available"

- CDBG reflects line 8 of the PR26
- HOME and ESG reflect the amount of prior year funds available at July 1, 2019 plus the 2019 formula allocation for each grant
- Other funds included supplemental CDBG and ESG funds provided under the CARES Act as follows: \$1,342,908 ESG-CV and \$2,640,965 CDBG-CV = \$3,983,873.

#### Notes pertaining to "Amount Expended During Program Year 2019"

- CDBG adjusted to reflect line 15 of the PR26
- HOME adjusted to reflect the total amount of disbursements for PY2019 reported in the PR33
- ESG adjusted to reflect PR07
- Other funds: While included in the 2019 Annual Action Plan, the CDBG-CV and ESG-CV grant agreements were not received until July 1, 2020. As a result, no funds were drawn from CDBG-CV and ESG-CV until the following program year.

The "Amount Expended During Program Year 2019" includes all expenditures during the 2019 program year from all grant years.

Program income was received from repayment of CDBG and HOME funded housing rehabilitation projects. CDBG program income was all received from a local unit of government that repaid CDBG funds for a housing project.

The total resources made available shown above in "Identify the Resources Made Available" includes prior year funds.

**Identify the geographic distribution and location of investments**

Target Area	Planned Percentage of Allocation	Actual Percentage of Allocation	Narrative Description
ESG Activities	3	5	24 CFR 576
Grant Administration	13	20	Not Applicable
Limited Clientele Activity	10	15	24 CFR 570.208(a)(2)
LMI Housing Activities	56	41	24 CFR 570.208(a)(3)
Low/Mod Area	17	19	Eligible Census Tract/Block Group

**Table 4 – Identify the geographic distribution and location of investments**

**Narrative**

The percentage (%) of the geographic distribution and location of investments shown under "Identify the Geographic Distribution and Location of Investments" was based the expenditure of all grant funds during the 2019 program year which included funds drawn for prior year projects. Note: The percentage reported under "Planned Percentage of Allocation" reflects the distribution of funds under the 2019 CDBG grant. The County allows subrecipients 18-months to complete projects involving construction for CDBG and there is a 4-year maximum for HOME per federal regulation. As a result the variation between "Planned Percentage of Allocation" and "Actual Percentage of Allocation" is caused by projects that carry-over into the next program year.

Note regarding grant administration: the total amount expended for grant administration did not exceed the specific program limitations (CDBG 20%, HOME 10%, and ESG 7.5%).

**Geographic Distribution:**

Macomb County is diverse, with older development and population centers generally, but not always, found in the south and east of the County. The frequency and intensity of development generally diminishes to the north, particularly in the northeast and north central areas where, except for several smaller communities, rural conditions predominate. As a result, the Urban County of Macomb is governed by "home rule" and CDBG funding is allocated to the 21 member communities on a formula basis less County needs such as program administration, housing rehabilitation, and public services administered by the County.

It is the County's philosophy that each unit of general local government knows local needs best. Therefore, each community determines how to allocate resources within its geography in compliance with overall program rules. The "home rule" allows the communities to identify activities and assistance areas, based on citizen input informed by law and regulation, to address local needs and priorities that were consistent with the goals of the MHC Consolidated Plan.

ESG and HOME funds, less administration funds, were distributed throughout the jurisdiction of the Macomb HOME Consortium.

## Leveraging

**Explain how federal funds leveraged additional resources (private, state and local funds), including a description of how matching requirements were satisfied, as well as how any publicly owned land or property located within the jurisdiction that were used to address the needs identified in the plan.**

The combined effect of leveraged funds significantly extends beyond the formula allocations awarded to the County. The partnership between the County and partner organizations has provided more bricks and mortar improvements, decent and affordable housing, and higher levels of service than would otherwise be possible.

The following is a list of leverage funds during the reporting period:

- Required HOME Program Match - donations of materials and labor (Macomb County Habitat for Humanity), and foregone taxes (Oakwood PILOT and Community Housing Network);
- Homebuyer cash contributions (down-payment through Habitat);
- Program income from Housing Rehabilitation loans;
- Required Emergency Solutions Grant (ESG) Program Match sources include CDBG, United Way, other federal funds, and private donations and fundraising;
- Community general funds used in combination with CDBG funds for public infrastructure and public facility projects; and
- Publicly owned property improved under this plan included, Center Line Community Center and Roxana Park and Goetz Park in Eastpointe

<b>Fiscal Year Summary – HOME Match</b>	
1. Excess match from prior Federal fiscal year	1,385,145
2. Match contributed during current Federal fiscal year	41,026
3. Total match available for current Federal fiscal year (Line 1 plus Line 2)	1,426,171
4. Match liability for current Federal fiscal year	95,673
5. Excess match carried over to next Federal fiscal year (Line 3 minus Line 4)	1,330,498

**Table 5 – Fiscal Year Summary - HOME Match Report**

Match Contribution for the Federal Fiscal Year								
Project No. or Other ID	Date of Contribution	Cash (non-Federal sources)	Foregone Taxes, Fees, Charges	Appraised Land/Real Property	Required Infrastructure	Site Preparation, Construction Materials, Donated labor	Bond Financing	Total Match
IDIS 2789 - Oakwood Sr. Housing	03/30/2019	0	41,026	0	0	0	0	0

Table 6 – Match Contribution for the Federal Fiscal Year

**HOME MBE/WBE report**

Program Income – Enter the program amounts for the reporting period				
Balance on hand at begin-ning of reporting period \$	Amount received during reporting period \$	Total amount expended during reporting period \$	Amount expended for TBRA \$	Balance on hand at end of reporting period \$
381,070	122,881	230,212	0	273,263

Table 7 – Program Income



<b>Minority Business Enterprises and Women Business Enterprises – Indicate the number and dollar value of contracts for HOME projects completed during the reporting period</b>						
	Total	Minority Business Enterprises				White Non-Hispanic
		Alaskan Native or American Indian	Asian or Pacific Islander	Black Non-Hispanic	Hispanic	
<b>Contracts</b>						
Dollar Amount	551,330	0	0	23,230	66,710	461,390
Number	15	0	0	1	2	12
<b>Sub-Contracts</b>						
Number	0	0	0	0	0	0
Dollar Amount	551,330	0	0	23,230	66,710	461,390
	Total	Women Business Enterprises	Male			
<b>Contracts</b>						
Dollar Amount	551,330	23,230	528,100			
Number	15	1	14			
<b>Sub-Contracts</b>						
Number	0	0	0			
Dollar Amount	551,330	23,230	528,100			

**Table 8 - Minority Business and Women Business Enterprises**

<b>Minority Owners of Rental Property – Indicate the number of HOME assisted rental property owners and the total amount of HOME funds in these rental properties assisted</b>						
	Total	Minority Property Owners				White Non-Hispanic
		Alaskan Native or American Indian	Asian or Pacific Islander	Black Non-Hispanic	Hispanic	
Number	0	0	0	0	0	0
Dollar Amount	0	0	0	0	0	0

**Table 9 – Minority Owners of Rental Property**

<b>Relocation and Real Property Acquisition</b> – Indicate the number of persons displaced, the cost of relocation payments, the number of parcels acquired, and the cost of acquisition						
Parcels Acquired		0		0		
Businesses Displaced		0		0		
Nonprofit Organizations Displaced		0		0		
Households Temporarily Relocated, not Displaced		0		0		
Households Displaced	Total	Minority Property Enterprises				White Non-Hispanic
		Alaskan Native or American Indian	Asian or Pacific Islander	Black Non-Hispanic	Hispanic	
Number	0	0	0	0	0	0
Cost	0	0	0	0	0	0

**Table 10 – Relocation and Real Property Acquisition**

## CR-20 - Affordable Housing 91.520(b)

Evaluation of the jurisdiction's progress in providing affordable housing, including the number and types of families served, the number of extremely low-income, low-income, moderate-income, and middle-income persons served.

	One-Year Goal	Actual
Number of Homeless households to be provided affordable housing units	115	27
Number of Non-Homeless households to be provided affordable housing units	827	121
Number of Special-Needs households to be provided affordable housing units	1	0
<b>Total</b>	<b>943</b>	<b>148</b>

Table 11 – Number of Households

	One-Year Goal	Actual
Number of households supported through Rental Assistance	720	60
Number of households supported through The Production of New Units	1	0
Number of households supported through Rehab of Existing Units	221	126
Number of households supported through Acquisition of Existing Units	1	0
<b>Total</b>	<b>943</b>	<b>186</b>

Table 12 – Number of Households Supported

**Discuss the difference between goals and outcomes and problems encountered in meeting these goals.**

The affordable housing one-year goals listed in the above chart are the combined totals for all members of the Macomb HOME Consortium (Macomb County, Sterling Heights, Roseville, and Clinton Township). Further, the goals include activities that were to be funded with CDBG-CV funds (rent assistance). Since the CDBG-CV funds were not received until July 1, 2020, those programs were not started until the 2020 program year. As a result, those accomplishments will be reported in the 2020 CAPER.

The COVID-19 public health crisis also severely impacted all housing rehabilitation programs. Housing rehabilitation programs were put on hold until proper procedures could be put in place to protect the safety of program staff, contractors and homeowners.

**Discuss how these outcomes will impact future annual action plans.**

For the ESG programs, the process for estimating one-year goals will be re-evaluated to ensure the best possible outcomes. However, variances are expected due to factors such as family size and need.

For the housing rehabilitation programs, COVID-19 played a large part in delaying completion of projects and starting new projects. Further delays in the 2020 program year should be expected until the public health crisis is over.

**Include the number of extremely low-income, low-income, and moderate-income persons served by each activity where information on income by family size is required to determine the eligibility of the activity.**

Number of Households Served	CDBG Actual	HOME Actual
Extremely Low-income	52	3
Low-income	49	5
Moderate-income	12	5
<b>Total</b>	<b>113</b>	<b>13</b>

**Table 13 – Number of Households Served**

**Narrative Information**

The funding to provide the homeless with affordable housing units was provided through the Emergency Solutions Grant (ESG). The table above does not provide a column for ESG persons served. ESG information is provided as an attachment to section CR-00 of this report (2018 SAGE Report). The data provided for HOME was taken from the IDIS PR23 report. The IDIS PR23 report for CDBG did not reflect the accurate number of residential properties rehabilitated with CDBG funds so internal reports were used in lieu of the PR23.

Participants in ESG funded rapid rehousing (RRH) and homelessness prevention (HP) programs may not have an income that exceeds 30% AMI. As a result, those households would be reported as extremely-low income. The ESG RRH regulations do not allow assistance to be provided to low- and moderate-income households.

Households served meeting Section 215 requirements: N/A – no new housing units created during the 2019 program year.

In regards to "worst case housing needs":

The County provides planning support and services to communities, works with communities to mitigate the effects of local plans on adjacent communities and to assure consistency with regional planning objectives. These functions do not directly affect housing or affordable housing, which fall more appropriately within the purview of local control. The County, however, does administer and promote affordable housing programs. It spearheaded the creation of the Macomb HOME Consortium, in order to fund affordable housing for developmentally-disabled adults, and homebuyers. The County also works with the private developers of affordable housing, particularly in older communities to promote neighborhood stability. The County seeks, and will utilize, opportunities when feasible.

Efforts to address the needs of persons with disabilities: In prior program years the Macomb HOME Consortium has funded affordable rental housing for persons with disabilities, specifically developmentally disabled adults, through its partnership with Community Housing Network (CHN). CHN is currently acting as one of the County's Community Housing Development Organizations (CHDO).

In addition, Community Development administers a Home Injury Prevention Program (HIPP). This program provides safety devices such as grab bars, shower chairs, transfer benches, and temporary modular ramps for disabled seniors. This program is funded with Area Agency on Aging (AAA1B) funds and serves as a prime example of the benefits of leveraging funds outside of CDBG and HOME to address needs within the community.

Beginning with the 2019 program year Macomb County also provided grant funded assistance to persons with disabilities to modify their existing housing to meet their mobility needs through the existing housing rehabilitation program.

## **CR-25 - Homeless and Other Special Needs 91.220(d, e); 91.320(d, e); 91.520(c)**

**Evaluate the jurisdiction's progress in meeting its specific objectives for reducing and ending homelessness through:**

### **Reaching out to homeless persons (especially unsheltered persons) and assessing their individual needs**

Macomb County supports the Macomb County Continuum of Care (CoC) and the Macomb Homeless Coalition (MHC) with CDBG funds allocated for planning purposes. The CoC & the MHC conduct Community Connection Days, which are outreach events for homeless and at-risk people to access shelter, housing, support services, a meal, medical screenings and clothing.

While not funded with HUD funds from Macomb County, the CoC & the MHC performs outreach and assessment to local homeless people. They use an assessment tool to assess people's individual needs and make referrals to agencies that can assist in meeting those needs.

The CoC also has a Community Engagement and Outreach Committee that is comprised of members of the PATH Team that do regularly scheduled outreach in the community. The Team frequents soup kitchens and other places where homeless populations congregate. They provide resources, referrals and care packages.

### **Addressing the emergency shelter and transitional housing needs of homeless persons**

Macomb County provided both CDBG and ESG funds to two emergency shelters during the grant year. MCREST rotates through area churches sheltering up to 60 men, women and children per night. Turning Point shelters survivors of domestic violence and sexual assault and their children. The Macomb County Warming Center is also a rotating shelter that was provided CDBG funds for shelter services. Both shelters provide case management to residents.

### **Helping low-income individuals and families avoid becoming homeless, especially extremely low-income individuals and families and those who are: likely to become homeless after being discharged from publicly funded institutions and systems of care (such as health care facilities, mental health facilities, foster care and other youth facilities, and corrections programs and institutions); and, receiving assistance from public or private agencies that address housing, health, social services, employment, education, or youth needs**

ESG funds were allocated to provide eligible households with homelessness prevention (HP) assistance. The HP program was administered by Macomb Community Action through its Action Centers. In addition to the ESG HP program, the Action Centers also utilize Community Services Block Grant (CSBG) funds to provide emergency assistance for rent or mortgage and/or utility payments.

Macomb County provided CDBG funding to St. Vincent DePaul - St. Isidore that was used to help low-moderte income person pay rental and utlity arrearages and avoid homelessness.

Macomb County also provided CDBG funds to non-profit organizations that provide services to low income residents which would free up their resources for housing costs. Samaritan House and Shelby Lions Club used CDBG funds to provide emergency food to residents in need. The Macomb Community Action Chore Program provides lawn cutting and snow removal, allowing seniors and disabled residents to remain in their homes. Interfaith Volunteer Caregivers used CDBG funds to provide basic home chore assistance to income eligible seniors and disabled persons.

CDBG funds were also provided to the Macomb Homeless Coalition (MHC). The MHC is the lead agency and HARA for the Macomb County Continuum of Care (CoC). The CoC member agencies and staff provide the following services for residents in need: emergency shelters, transitional housing, specialized housing program, youth services, homeless prevention programs, emergency support services, family support services and supportive case management.

**Helping homeless persons (especially chronically homeless individuals and families, families with children, veterans and their families, and unaccompanied youth) make the transition to permanent housing and independent living, including shortening the period of time that individuals and families experience homelessness, facilitating access for homeless individuals and families to affordable housing units, and preventing individuals and families who were recently homeless from becoming homeless again**

In 2019, ESG funds were paid out to two emergency shelters, MCREST and Turning Point to pay for operating costs. MCREST also utilized ESG funds to administer a rapid re-housing program (RRH). The RRH program provided eligible families with assistance such as security deposits and short term rental assistance.

Macomb County collaborates with the CoC, attending meetings and consulting on homeless matters, working towards the mutual goal of ending homelessness in the County. CDBG funds are also provided to support the CoC's planning efforts.

As stated above, CDBG and ESG funds are also provided to three shelters with the goal of assisting homeless clients to become housed and self sufficient.

## **CR-30 - Public Housing 91.220(h); 91.320(j)**

### **Actions taken to address the needs of public housing**

The public housing authorities located within Macomb County are entities completely separate from Macomb County Government and, therefore, the County has no control over the quality of the housing and resident initiatives. Some of the communities which fall under the Urban County for CDBG funding do have public housing. These communities have the option to use CDBG funds to improve their public housing units

### **Actions taken to encourage public housing residents to become more involved in management and participate in homeownership**

As previously stated, the public housing authorities (PHAs) located within Macomb County are entities completely separate from Macomb County Government, and therefore, the County has no control over the PHAs. However, the County encouraged PHAs to expand opportunities to their residents to become more involved in management and to participate in homeownership. In addition, the County communicated to developers and CHDO's participating in the County's HOME program the need to solicit program applicants through PHA's.

### **Actions taken to provide assistance to troubled PHAs**

None of the six (6) PHAs in Macomb County are classified as "troubled".



## **CR-35 - Other Actions 91.220(j)-(k); 91.320(i)-(j)**

**Actions taken to remove or ameliorate the negative effects of public policies that serve as barriers to affordable housing such as land use controls, tax policies affecting land, zoning ordinances, building codes, fees and charges, growth limitations, and policies affecting the return on residential investment. 91.220 (j); 91.320 (i)**

Based on the structure of the County, the County does not have control over local land use, certain tax policies, zoning ordinances, building codes, fees and charges, and growth limitations.

County Actions:

- The County remains active in housing task forces such as Continuum of Care;
- Macomb Community Action also provides eviction and rent assistance with various funding;
- Homeownership and money management classes are also made available through Macomb County - Michigan State University Extension services;
- Financial literacy classes are provided by Macomb Community Action; and
- The County Treasurer's Office has information available on its website with a list of agencies to call and strategies to avoid tax reversion. <https://treasurer.macombgov.org/Treasurer-TaxForeclosure>

## **Actions taken to address obstacles to meeting underserved needs. 91.220(k); 91.320(j)**

The main obstacle to meeting underserved community development needs is funding availability. While CDBG funds can be used to assist with renovations and creation of new public facilities and capital needs projects, other priority community needs, housing and human services, must also be considered which places a strain on already limited funding. To address this obstacle the County has created many important public/private partnerships to address community needs. During the 2019 reporting period the County partnered with the following organizations to address community needs:

- Habitat for Humanity and Community Housing Network - housing;
- Care House - assistance for families of children that are victims of sexual abuse;
- Armada PAL – summer camp for low-income children;
- Detroit Rescue Mission - Lighthouse food bank;
- Interfaith Volunteer Caregivers - household chores for senior citizens;
- Macomb County Warming Center and MCREST- shelter for the homeless;
- Macomb Community Action Chore Program- provides seniors with snow removal and grass cutting;
- Macomb Homeless Coalition - services for the homeless;
- MCREST - shelter for the homeless;
- Turning Point - shelter for victims of domestic abuse;
- Wigs4Kids - wigs for income-eligible children that have experience hair loss due to illness;

- Samaritan House - food assistance;
- Shelby Lions Club – food baskets at Christmas for income eligible families; and
- St. Vincent DePaul – rent and utility assistance

**Actions taken to reduce lead-based paint hazards. 91.220(k); 91.320(j)**

The County continues to address lead-based paint (LBP) through implementation of the Lead-Safe Housing Regulations. The County includes LBP risk assessments on rehabilitation work pursuant to 24 CFR Part 35. LBP hazards are addressed using lead abatement work practices. Contractors performing the work are licensed LBP abatement contractors.

**Actions taken to reduce the number of poverty-level families. 91.220(k); 91.320(j)**

Community Development is a division of Macomb Community Action. Macomb Community Action (MCA) is a Community Action Agency providing a network of comprehensive educational, economic and social services to Macomb County residents in need to diminish the causes and effects of poverty. Macomb Community Action was established in 1964 and strives to continually respond to meet the needs of the community and the people we serve.

Macomb Community Action has programs for senior citizens like Meals on Wheels, Dining Senior Style, Senior Citizen Chore Service and Home Injury Control; emergency food assistance, utilities and housing through the Macomb Food Program and the Community Action Centers; free early childhood education through Head Start and Early Head Start; transportation services; and home weatherization and energy education services through Home Preservation and Energy.

In addition to Macomb Community Action’s programs, the Consolidated Plan includes an anti-poverty strategy addressed in the over-arching community development goals included in the Annual Action Plan as follows:

- Priority Objective #2 - Make available appropriate housing;
- Priority Objective #3 - Address the needs of the Homeless and At-Risk Families; and
- Priority Objective #4 - Provide and Expand Human Services.

During the 2018 reporting period these objectives were addressed as follows:

**Make available appropriate housing**

- Macomb County used CDBG and HOME funds for housing rehabilitation
- Community Housing Network was allocated HOME funding to acquire residential properties that would be rehabilitated and sold to low- to moderate-income homebuyers.

**Address the needs of homeless and at-risk families**

- CDBG funding was provided to St. Vincent DePaul, MCREST, Macomb County Warming Center, Turning Point and the Macomb Homeless Coalition
- ESG funds were used to support Macomb Community Action's homelessness prevention program
- ESG funds were provided to MCREST and Turning Point to support shelter operations.
- ESG funds were provided to MCREST for a rapid re-housing program

### **Provide and expand human services**

- Armada PAL – camp scholarships for income eligible program participants
- CARE House – counseling and services for victims of abuse
- Wigs4Kids – wigs for income eligible children that experience hair loss due to illness
- Samaritan House – food assistance to income eligible families
- Macomb Community Action Chore Program – grass cutting and snow removal
- Shelby Lions Club– food baskets for income eligible families during Christmas
- St. Vincent DePaul – rent and utility assistance for income eligible families
- Interfaith Volunteer Caregivers - home chore assistance for senior citizens

### **Actions taken to develop institutional structure. 91.220(k); 91.320(j)**

Although individual members (communities) determine their projects, effective program controls are in place. The County tracks expenditures and program progress, and ensures overall compliance. The County also:

- Monitors fund use to ensure timeliness, and monitor compliance with HOME requirements including continuing affordability, affirmative marketing, procurement, and labor standards, and share the results with members;
- Each member implements projects using its staff and using local procedures. The County uses documentation, including labor certifications, invoices and the like, to monitor individual projects for compliance. Each community corrects emergent problems, and the County provides technical assistance as needed;
- Monitors subrecipients, developers, and CHDO activities as prescribed by regulation; and
- Finally, funding of the Continuum of Care is spent to overcome gaps in institutional structure and support their work of enhancing coordination of services to residents experiencing or at risk of experiencing homelessness through Project Homeless Connect Events, trainings and workshops of agencies and committee work to assist organizations in working together to overcome gaps in the system and barriers faced by clients.

### **Actions taken to enhance coordination between public and private housing and social service agencies. 91.220(k); 91.320(j)**

In 2019, \$4,000 in CDBG funds was allocated to the CoC to ensure stability, enhance funding opportunities,

and increase inter-agency collaboration, among other things. Funding of the Continuum of Care is spent to overcome gaps in institutional structure and support their work of enhancing coordination of services to residents experiencing or at risk of experiencing homelessness through Project Homeless Connect Events, trainings and workshops of agencies and committee work to assist organizations in working together to overcome gaps in the system and barriers faced by clients. The Coalition has also become the single point of entry for Macomb County, providing direct financial assistance and referrals and other resources to those who are at risk of or experiencing homelessness. The results of the collaborative efforts between the CoC/Macomb Homeless Coalition and the County have been positive.

**Identify actions taken to overcome the effects of any impediments identified in the jurisdictions analysis of impediments to fair housing choice. 91.520(a)**

The following is a summary of the impediments identified in the County's 2019 Analysis of Impediments to Fair Housing Choice (AI):

- Ensure that fair housing reports are shared with lending institutions, housing providers, and participating communities;
- Lack of fair housing education, awareness, and information within the public sector and the private sector;
- Racial and ethnic minorities are concentrated geographically within the county;
- Availability of affordable housing for protected classes;
- ADA education;
- Lack of formalized fair housing complaint and monitoring procedures;
- Increased complaint activity within the participating communities in recent program years

The County does not have sufficient funding to address all impediments every program year. The actions taken during this reporting period were subject to the availability of HUD funding and the availability of local resources (staff and funding). Training efforts were also impacted by the COVID-19 pandemic. However, the County understands the importance of supporting Fair Housing and will continue to make best efforts to address the recommendations provided in the AI.

During this reporting period the following actions were taken to address the following impediments:

**Lack of fair housing education, awareness, and information within the public sector and the private sector:**

- Macomb County implemented a new process with its CDBG participating communities. Each community was required to complete a "Fair Housing Impact Statement for the Analysis of Impediments". This form lists the impediments that were identified in the 2019 AI and the corresponding action items to address each impediment. Each community was required to commit to address at least two action items during the 2019 program year and provide a narrative of how that would be achieved. Program staff followed up with each community to ensure

compliance. Technical assistance was provided as needed.

- June 1, 2020 – Macomb County program staff sent the NFHA Fair Housing PSA Catalog to all community partners to help them meet their fair housing goals.
- Macomb County typically conducts in-person fair housing training each year in the spring. Due to COVID-19 no in person trainings were held. Efforts were made to coordinate virtual training for the 2020 program year.
- January 2020 – Macomb County program staff distributed six different fair housing brochures to all community partners for display in their office
- Continental Management, the management company for the County HOME funded Oakwood Senior Housing facility, required all employees to complete Fair Housing training within 90 days of hire.

**Racial and Ethnic Minorities are Concentrated Geographically within the County:**

While not federally funded, the County addressed this impediment through its diversity and inclusion initiative (One Macomb). One Macomb was sparked by a comprehensive study titled, "The New Macomb County" prepared in partnership with Macomb Community College, Macomb County, and Data Driven Detroit in 2012. The study documented the County's changing demographics and the need to embrace our current and future make up of citizens that make Macomb their home.

## **CR-40 - Monitoring 91.220 and 91.230**

**Describe the standards and procedures used to monitor activities carried out in furtherance of the plan and used to ensure long-term compliance with requirements of the programs involved, including minority business outreach and the comprehensive planning requirements**

For the 2019 Program Year, Macomb County (County) followed its Subrecipient Monitoring Policy which was written in compliance with the Uniform Grant Guidance found in Federal Regulation 2 CFR 200. The purpose of this policy is to provide a consistent methodology for conducting risk analyses and monitoring evaluations for all applicable subrecipients. The policy will allow the County to effectively target its monitoring resources to subrecipients that pose the greatest risk to the integrity of the County's programs funded through the U.S. Department of Housing and Urban Development, including identification of the subrecipients to be monitored on-site or remotely, the program areas to be covered, and the depth of the review.

Major steps include:

- A pre-award risk-based evaluation system for program subrecipient pass-through awards;
- Documenting the process and recording the rationale for selecting subrecipients for monitoring;
- Rating and selecting subrecipients for monitoring; and
- Identifying monitoring objectives

In addition to the steps outlined in this policy, staff will continue to conduct ongoing desk reviews of all subrecipient contract files. The reviews include but are not limited to:

- Closely monitoring procurement and labor compliance for all subrecipients during the time of procurement, contract award, and during project implementation;
- Review of all expenditures to determine if the expenditures are within the approved budget, if they support approved activities, and if costs are eligible; and
- Contractual compliance, including compliance with applicable Federal rules and regulations, and with state and local standards

Other actions to ensure compliance include:

- Provide technical assistance to communities and non-profit sub-recipients with respect to program design, administration, and compliance efforts;
- Monitor all housing construction projects to assure work quality, manage change orders, advise contractors concerning unanticipated problems, and require changes to work already performed when necessary;

- Monitored activity expenditures (through internal control reports) to ensure timely program implementation;
- Closed HOME rental projects with on-going affordability requirements: The County collects and reviews the annual certification from each property owner on tenant incomes, rents, and property condition throughout the affordability period. On-site property inspections are completed by the County at least once every three years. On-site monitoring visits are scheduled in compliance with the County's Subrecipient Monitoring policy; and
- Minority Business Outreach: A notice stating that any requests for bids will be posted on MITN is published annually in the newspaper, as well as sent to the Michigan Minority Contractors Association. This notice includes instructions on how to register with MITN. A list containing pertinent contact information of interested M/WMBE firms is maintained and those firms are contacted directly for any appropriate contracting opportunities, whether by the County or by a sub-recipient. The list is updated annually, after each notice. The County continues to provide bid announcements to the MMBDC who posts the announcements to facilitate member consideration of County contracting opportunities. Training on the use of minority business outreach responsibilities to municipal and non-profit sub-recipients of County CDBG takes place annually as part of the CDBG Implementation Workshop.

#### **Citizen Participation Plan 91.105(d); 91.115(d)**

#### **Describe the efforts to provide citizens with reasonable notice and an opportunity to comment on performance reports.**

This report was prepared in accordance with Part 91 of the Federal Register, and in accordance with the County's Citizen Participation Plan which provides citizens with a 15-day public comment period. A notice seeking public comment and participation in a public hearing was published on January 26, 2021, in the Macomb Daily. The public hearing was scheduled for February 11, 2021.

## **CR-45 - CDBG 91.520(c)**

**Specify the nature of, and reasons for, any changes in the jurisdiction's program objectives and indications of how the jurisdiction would change its programs as a result of its experiences.**

COVID-19 severely impacted the County's ability to complete projects during the 2019 program year. Macomb County was therefore unable to meet the CDBG timeliness expenditure requirement in May 2020 due to the following:

- Early in the month of March, the County's Housing Rehabilitation Specialist was reassigned to assist with the County's Meals on Wheels program. Shortly thereafter, the Governor issued Executive Order 2020-21. At that point for the safety of the homeowners, our contractors, and our program staff, we had no choice other than to suspend our housing rehabilitation program. The program was resumed in June on a limited basis following various COVID-19 safety protocols.
- Executive Order 2020-21 also impacted our communities and our non-profit partners. All had been either furloughed, suddenly finding themselves working from home and don't have access to necessary files, or are extremely short staffed. Consequently, most either needed extensions to finish projects or returned funding.
- Program staff time was redirected to address COVID-19 related needs and subsequent CARES Act funding.

Given the negative social and economic impacts of COVID-19, addressing those needs became the primary objective of the County's program during the second half of the 2019 program year and mostly likely well into the 2020 program year.

**Does this Jurisdiction have any open Brownfields Economic Development Initiative (BEDI) grants?**

No

**[BEDI grantees] Describe accomplishments and program outcomes during the last year.**



## **CR-50 - HOME 91.520(d)**

**Include the results of on-site inspections of affordable rental housing assisted under the program to determine compliance with housing codes and other applicable regulations**

**Please list those projects that should have been inspected on-site this program year based upon the schedule in §92.504(d). Indicate which of these were inspected and a summary of issues that were detected during the inspection. For those that were not inspected, please indicate the reason and how you will remedy the situation.**

The funding for all of the County's existing HOME funded rental projects was committed prior to January 24, 2015. As a result, the property standards for each unit is based on Housing Quality Standards (HQS) and each property is inspected utilizing the HQS checklist. In addition to the on-site inspections conducted by the County, owners of rental housing are required to submit a certification documenting that each unit is suitable for occupancy annually.

A copy of the Macomb HOME Consortium's HOME rental unit inspection schedule is provided as an attachment to CAPER IDIS screen CR-00. All units that were due to be inspected during the 2019 program year were successfully inspected.

During the 2019 program year eight (8) of the County's HOME funded rental units were due for inspection. Five (5) units passed inspection with no corrections needed. Deficiencies were found in three (3) units however, none of the deficiencies were serious in nature. Deficiencies identified during the inspections included items such as: light bulbs needed, kitchen backsplash in need of repairs, a cracked shower pan, a broken exhaust cover and missing siding. The owner has since corrected all deficiencies.

## **Provide an assessment of the jurisdiction's affirmative marketing actions for HOME units. 92.351(b)**

The objective of affirmative marketing is to ensure that participating jurisdictions (PJs), subrecipients, and project owners design and employ marketing plans that promote fair housing by ensuring outreach to all potentially eligible households, especially those least likely to apply for assistance. This requirement is applicable to rental and homebuyer projects containing five (5) or more HOME assisted housing units, regardless of the specific activity the HOME funds will finance (ex: acquisition, rehabilitation, and/or new construction). The only project funded through the Macomb HOME Consortium that meets this criteria is Oakwood Manor Senior Living. Oakwood Manor is a 40 unit, three story rental housing complex that was built in 2013 and is managed by Continental Management.

The County received a copy of the Affirmative Marketing report from Continental Management. In addition to advertising monthly on various ILS online and media newspapers when necessary due to occupancy issues, the on-site staff reached out to various organizations and businesses. Included in those organizations and businesses are those designed to reach demographic groups least likely to visit or know

of Oakwood Manor.

Methods of outreach include phone calls, visits, and use of email to distribute brochures or flyers to be used in the marketing community. Follow-up inquiries are made to determine if an organization or business requires material replenishment.

Additionally, housing discrimination disclaimer clauses are included and utilized on all collateral material, applications, and leases. Handicap logos are also used in advertisements. Equal opportunity housing slogan and logo are displayed at the site and included in advertising.

Continental's practice also includes documenting community contacts, daily traffic records, and other record keeping material which is available for inspection. A copy of the Affirmative Marketing Housing Plan is also kept at the site and all fair housing required signs are posted in designated locations.

Finally, all of Continental Management's employees are required to complete a Fair Housing training class within 90 days of hire.

While these efforts have been successful as reflected in the racial statistics for the existing tenants and low vacancy rate for the facility, Continental will continue to expand their marketing actions through the use of community organizations, places of worship, employment centers, fair housing groups, and housing counseling agencies.

**Refer to IDIS reports to describe the amount and use of program income for projects, including the number of projects and owner and tenant characteristics**

During the 2019 program year, Macomb County received \$122,880.85 in HOME program income. Per the County's Annual Action Plan, program income is designated for housing rehabilitation less 10% for program administration (PA) as allowed by regulation. The County's housing rehabilitation program has a set assistance limit of \$48,000 (\$40,000 + 20% contingency). Total project costs may exceed this amount to account for inspections and project delivery. As a result the program income will allow the County to assist approximately two (2) low- to moderate-income homeowners with necessary repairs on their home.

**Describe other actions taken to foster and maintain affordable housing. 91.220(k) (STATES ONLY: Including the coordination of LIHTC with the development of affordable housing). 91.320(j)**

In 2019, \$4,000 in CDBG funds was allocated to the CoC to ensure stability, enhance funding opportunities, and increase inter-agency collaboration, among other things. Funding of the Continuum of Care is spent to overcome gaps in institutional structure and support their work of enhancing coordination of services to residents experiencing or at risk of experiencing homelessness through community connection events, trainings and workshops of agencies and committee work to assist organizations in working together to

overcome gaps in the system and barriers faced by clients. The Coalition has also become the single point of entry for Macomb County, providing direct financial assistance and referrals and other resources to those who are at risk of or experiencing homelessness. The results of the County's relationship with the CoC have been excellent, and collaboration between Macomb County and the CoC continues to evolve.

- The public housing authorities located within Macomb County are entities completely separate from Macomb County Government and, therefore, the County has no control over the quality of the housing and resident initiatives. Some of the communities which fall under the Urban County for CDBG funding do have public housing. These communities are able, and encouraged, to use CDBG funds to improve their public housing units.
- Projects using CDBG and HOME strictly followed federal regulations regarding lead based paint.
- The County will continue to address the fair housing goals identified in its Analysis for Impediments to Fair Housing through educational efforts provided in collaboration with the Fair Housing Center for Metropolitan Detroit.
- ESG funds were used for a homelessness prevention program which was administered by Macomb County's Macomb Community Action. Macomb Community Action also provides assistance for eviction prevention through the use of Community Services Block Grant (CSBG) funds.
- Many elderly, low-income and disabled homeowners are unable to fund needed home repairs. Macomb County's Housing Rehabilitation Program provides income-eligible homeowners with assistance to complete necessary repairs to their homes. The program has three levels of assistance. The maximum assistance provided under the program for the purpose of bringing up the entire home to code is \$40,000 (\$48,000 total with 20% contingency). The second level of assistance is an essential repair program with a program maximum of \$15,000 (\$18,000 total with 20% contingency). Assistance for both programs is secured against the property in the form of a no-interest, deferred payment mortgage. A third level, Minor Home Repair, provides \$1,000 of repairs to eligible homeowners. This assistance is provided as a grant to the homeowner. The County also finds ways to integrate the County's Weatherization program as part of the rehab projects for the purpose of leveraging funds.

# CR-60 - ESG 91.520(g) (ESG Recipients only)

## ESG Supplement to the CAPER in *e-snaps*

### For Paperwork Reduction Act

#### 1. Recipient Information—All Recipients Complete

##### Basic Grant Information

Recipient Name	MACOMB COUNTY
Organizational DUNS Number	026544713
EIN/TIN Number	386004868
Identify the Field Office	DETROIT
Identify CoC(s) in which the recipient or subrecipient(s) will provide ESG assistance	St. Clair Shores/Warren/Macomb County CoC

##### ESG Contact Name

Prefix	Mrs
First Name	STEPHANIE
Middle Name	L
Last Name	BURGESS
Suffix	0
Title	Program Manager

##### ESG Contact Address

Street Address 1	21885 Dunham Road
Street Address 2	Suite 10
City	Clinton Township
State	MI
ZIP Code	-
Phone Number	5864696451
Extension	0
Fax Number	5864697436
Email Address	stephanie.burgess@macombgov.org

##### ESG Secondary Contact

Prefix
First Name
Last Name
Suffix
Title
Phone Number
Extension
Email Address

## 2. Reporting Period—All Recipients Complete

**Program Year Start Date** 07/01/2019  
**Program Year End Date** 06/30/2020

### 3a. Subrecipient Form – Complete one form for each subrecipient

**Subrecipient or Contractor Name:** MACOMB COUNTY

**City:** CLINTON TOWNSHIP

**State:** MI

**Zip Code:** 48036,

**DUNS Number:** 026544713

**Is subrecipient a victim services provider:** N

**Subrecipient Organization Type:** Unit of Government

**ESG Subgrant or Contract Award Amount:** 62854

**Subrecipient or Contractor Name:** Macomb County Rotating Emergency Shelter Team

**City:** Roseville

**State:** MI

**Zip Code:** 48066, 4535

**DUNS Number:** 001860175

**Is subrecipient a victim services provider:** N

**Subrecipient Organization Type:** Other Non-Profit Organization

**ESG Subgrant or Contract Award Amount:** 70141

**Subrecipient or Contractor Name:** Turning Point

**City:** Mount Clemens

**State:** MI

**Zip Code:** 48043, 2369

**DUNS Number:** 613650860

**Is subrecipient a victim services provider:** Y

**Subrecipient Organization Type:** Other Non-Profit Organization

**ESG Subgrant or Contract Award Amount:** 5085

**Subrecipient or Contractor Name:** Macomb Homeless Coalition

**City:** Mt. Clemens

**State:** MI

**Zip Code:** 48043,

**DUNS Number:**

**Is subrecipient a victim services provider:** N

**Subrecipient Organization Type:** Other Non-Profit Organization

**ESG Subgrant or Contract Award Amount:** 20000

## CR-65 - Persons Assisted

### 4. Persons Served

#### 4a. Complete for Homelessness Prevention Activities

Number of Persons in Households	Total
Adults	0
Children	0
Don't Know/Refused/Other	0
Missing Information	0
<b>Total</b>	<b>0</b>

Table 16 – Household Information for Homeless Prevention Activities

#### 4b. Complete for Rapid Re-Housing Activities

Number of Persons in Households	Total
Adults	0
Children	0
Don't Know/Refused/Other	0
Missing Information	0
<b>Total</b>	<b>0</b>

Table 17 – Household Information for Rapid Re-Housing Activities

#### 4c. Complete for Shelter

Number of Persons in Households	Total
Adults	0
Children	0
Don't Know/Refused/Other	0
Missing Information	0
<b>Total</b>	<b>0</b>

Table 18 – Shelter Information

**4d. Street Outreach**

<b>Number of Persons in Households</b>	<b>Total</b>
Adults	0
Children	0
Don't Know/Refused/Other	0
Missing Information	0
<b>Total</b>	<b>0</b>

**Table 19 – Household Information for Street Outreach**

**4e. Totals for all Persons Served with ESG**

<b>Number of Persons in Households</b>	<b>Total</b>
Adults	0
Children	0
Don't Know/Refused/Other	0
Missing Information	0
<b>Total</b>	<b>0</b>

**Table 20 – Household Information for Persons Served with ESG**

**5. Gender—Complete for All Activities**

	<b>Total</b>
Male	0
Female	0
Transgender	0
Don't Know/Refused/Other	0
Missing Information	0
<b>Total</b>	<b>0</b>

**Table 21 – Gender Information**



**6. Age—Complete for All Activities**

	<b>Total</b>
Under 18	0
18-24	0
25 and over	0
Don't Know/Refused/Other	0
Missing Information	0
<b>Total</b>	<b>0</b>

**Table 22 – Age Information**

**7. Special Populations Served—Complete for All Activities**

**Number of Persons in Households**

<b>Subpopulation</b>	<b>Total</b>	<b>Total Persons Served – Prevention</b>	<b>Total Persons Served – RRH</b>	<b>Total Persons Served in Emergency Shelters</b>
Veterans	0	0	0	0
Victims of Domestic Violence	0	0	0	0
Elderly	0	0	0	0
HIV/AIDS	0	0	0	0
Chronically Homeless	0	0	0	0
<b>Persons with Disabilities:</b>				
Severely Mentally Ill	0	0	0	0
Chronic Substance Abuse	0	0	0	0
Other Disability	0	0	0	0
Total (Unduplicated if possible)	0	0	0	0

**Table 23 – Special Population Served**

## CR-70 – ESG 91.520(g) - Assistance Provided and Outcomes

### 10. Shelter Utilization

Number of New Units - Rehabbed	0
Number of New Units - Conversion	0
Total Number of bed-nights available	40,932
Total Number of bed-nights provided	31,391
Capacity Utilization	76.69%

Table 24 – Shelter Capacity

### 11. Project Outcomes Data measured under the performance standards developed in consultation with the CoC(s)

Macomb County consults regularly with the CoC. The CoC is consulted with any proposed County ESG policy and procedure change. A community development staff member regularly attends CoC meetings bimonthly and a representative from the CoC serves on the review committee for ESG subrecipient applications. The CoC's ranking criteria and performance outcome measures for new applicants was used to develop the ranking and review scoring tool used to review ESG applications.

The CoC Compliance Committee continues to review performance at a project level. The Collaborate Applicant (Macomb Homeless Coalition) reviews performance outcomes and coordinated entry participation. The performance and coordinated entry compliance reviews are completed by the HMIS Systems Team and the CoC Coordinator.

Currently, ESG funded emergency shelter subrecipients submit quarterly reporting forms which includes performance measures such as: the number of people they're serving and shelter utilization rate.

## CR-75 – Expenditures

### 11. Expenditures

#### 11a. ESG Expenditures for Homelessness Prevention

	Dollar Amount of Expenditures in Program Year		
	2017	2018	2019
Expenditures for Rental Assistance	0	18,188	4,400
Expenditures for Housing Relocation and Stabilization Services - Financial Assistance	0	0	0
Expenditures for Housing Relocation & Stabilization Services - Services	0	0	0
Expenditures for Homeless Prevention under Emergency Shelter Grants Program	0	0	0
<b>Subtotal Homelessness Prevention</b>	<b>0</b>	<b>18,188</b>	<b>4,400</b>

Table 25 – ESG Expenditures for Homelessness Prevention

#### 11b. ESG Expenditures for Rapid Re-Housing

	Dollar Amount of Expenditures in Program Year		
	2017	2018	2019
Expenditures for Rental Assistance	0	32,529	0
Expenditures for Housing Relocation and Stabilization Services - Financial Assistance	0	19,512	0
Expenditures for Housing Relocation & Stabilization Services - Services	0	0	0
Expenditures for Homeless Assistance under Emergency Shelter Grants Program	0	0	0
<b>Subtotal Rapid Re-Housing</b>	<b>0</b>	<b>52,041</b>	<b>0</b>

Table 26 – ESG Expenditures for Rapid Re-Housing

#### 11c. ESG Expenditures for Emergency Shelter

	Dollar Amount of Expenditures in Program Year		
	2017	2018	2019
Essential Services	0	0	0
Operations	0	19,855	11,202
Renovation	0	0	0

Major Rehab	0	0	0
Conversion	0	0	0
<b>Subtotal</b>	<b>0</b>	<b>19,855</b>	<b>11,202</b>

Table 27 – ESG Expenditures for Emergency Shelter

#### 11d. Other Grant Expenditures

	Dollar Amount of Expenditures in Program Year		
	2017	2018	2019
Street Outreach	0	0	0
HMIS	4,750	5,000	5,085
Administration	0	6,684	0

Table 28 - Other Grant Expenditures

#### 11e. Total ESG Grant Funds

Total ESG Funds Expended	2017	2018	2019
	4,750	101,768	20,687

Table 29 - Total ESG Funds Expended

#### 11f. Match Source

	2017	2018	2019
Other Non-ESG HUD Funds	0	5,345	5,085
Other Federal Funds	0	18,895	15,622
State Government	0	0	0
Local Government	0	0	0
Private Funds	0	60,569	40,229
Other	0	0	40,144
Fees	0	0	0
Program Income	0	0	0
<b>Total Match Amount</b>	<b>0</b>	<b>84,809</b>	<b>101,080</b>

Table 30 - Other Funds Expended on Eligible ESG Activities

**11g. Total**

<b>Total Amount of Funds Expended on ESG Activities</b>	<b>2017</b>	<b>2018</b>	<b>2019</b>
	4,750	186,577	121,767

**Table 31 - Total Amount of Funds Expended on ESG Activities**

# Attachment

## 2019 ESG CAPER - SAGE Report



**HUD ESG CAPER FY2020**

Grant: **ESG: Macomb County - MI - Report** Type: **CAPER**

**Report Date Range**

7/1/2019 to 6/30/2020

**Q01a. Contact Information**

First name  Stephanie  
 Middle name   
 Last name  Burgess  
 Suffix   
 Title  Program Manager  
 Street Address 1  21885 Dunham Rd Ste 10  
 Street Address 2   
 City  Clinton Township  
 State  Michigan  
 ZIP Code  48036  
 E-mail Address  stephanie.burgess@macombgov.org  
 Phone Number  (586)469-6451  
 Extension   
 Fax Number

**Q01b. Grant Information**

As of 10/15/2020

Fiscal Year	Grant Number	Current Authorized Amount	Total Drawn	Balance	Obligation Date	Expenditure Deadline
2020	E20UC260005	\$157,031.00	\$0	\$157,031.00	8/5/2020	8/5/2022
2019	E19UC260005	\$158,080.00	\$84,920.37	\$73,159.63	10/23/2019	10/23/2021
2018	E18UC260005	\$154,440.00	\$154,440.00	\$0	8/9/2018	8/9/2020
2017	E17UC260005	\$155,280.00	\$155,279.55	\$0.45	9/22/2017	9/22/2019
2016	E16UC260005	\$152,906.00	\$152,906.00	\$0	8/3/2016	8/3/2018
2015	E15UC260005	\$150,746.00	\$150,746.00	\$0	8/5/2015	8/5/2017
2014	E14UC260005	\$135,659.78	\$135,659.78	\$0	9/2/2014	9/2/2016
2013	E13UC260005	\$115,553.00	\$115,553.00	\$0	11/27/2013	11/27/2015
2012						
2011						
<b>Total</b>		<b>\$1,179,695.78</b>	<b>\$949,504.70</b>	<b>\$230,191.08</b>		

**ESG Information from IDIS**

**CAPER reporting includes funds used from fiscal year:**

2018, 2019

**Project types carried out during the program year**

Enter the number of each type of projects funded through ESG during this program year.

Street Outreach  0  
 Emergency Shelter  4  
 Transitional Housing (grandfathered under ES)  0  
 Day Shelter (funded under ES)  0  
 Rapid Re-Housing  2  
 Homelessness Prevention  2

**Q01c. Additional Information**

**HMIS**

**Comparable Database**

Are 100% of the project(s) funded through ESG, which are allowed to use HMIS, entering data into HMIS?  Yes  
 Have all of the projects entered data into Sage via a CSV - CAPER Report upload?  Yes  
 Are 100% of the project(s) funded through ESG, which are allowed to use a comparable database, entering data into the comparable database?  Yes  
 Have all of the projects entered data into Sage via a CSV - CAPER Report upload?  Yes

**Q04a: Project Identifiers in HMIS**

Organization Name	Organization ID	Project Name	Project ID	HMIS Project Type	Method for Tracking ES	Affiliated with a residential project	Project IDs of affiliations	CoC Number	Geocode	Victim Service Provider	HMIS Software Name	Report Start Date	Report End Date	CSV Exception?	Uploaded via emailed hyperlink?
Macomb Community Action - Macomb Co.	3384	Macomb Community Action - Macomb Co. - Prevention - ESG	11489	12				MI-503	266252	0	ServicePoint	2019-07-01	2020-06-30	No	Yes
Turning Point - Shelter Operations	1	Emergency Shelter - Shelter Operations	TPS1	1	0	0	MC1	MI-503	269099	0	EmpowerDB	2019-07-01	2020-06-30	No	Yes
MCREST - Macomb Co.	1122	MCREST - Macomb Co. - ESG/RRH - HUD	11486	13				MI-503	269099	0	ServicePoint	2019-07-01	2020-06-30	No	Yes
MCREST - Macomb Co.	1122	MDHHS - MCREST - Macomb Co. - Rotating Emergency Shelter - MSHDA ESG - (DHS) ESP, State ESG-CV	1394	1	0			MI-503	265286	0	ServicePoint	2019-07-01	2020-06-30	No	Yes

**Q05a: Report Validations Table**

Total Number of Persons Served	940
Number of Adults (Age 18 or Over)	573
Number of Children (Under Age 18)	366
Number of Persons with Unknown Age	1
Number of Leavers	841
Number of Adult Leavers	513
Number of Adult and Head of Household Leavers	513
Number of Stayers	99
Number of Adult Stayers	60
Number of Veterans	17
Number of Chronically Homeless Persons	86
Number of Youth Under Age 25	54
Number of Parenting Youth Under Age 25 with Children	25
Number of Adult Heads of Household	558
Number of Child and Unknown-Age Heads of Household	0
Heads of Households and Adult Stayers in the Project 365 Days or More	3

**Q05b: Data Quality: Personally Identifying Information (PII)**

Data Element	Client Doesn't Know/Refused	Information Missing	Data Issues	Total	% of Error Rate
Name	0	0	0	0	0.00 %
Social Security Number	29	402	2	433	46.06 %
Date of Birth	0	3	0	3	0.32 %
Race	3	4	0	7	0.74 %
Ethnicity	3	5	0	8	0.85 %
Gender	0	1	0	1	0.11 %
Overall Score				435	46.28 %

**Q05c: Data Quality: Universal Data Elements**

	Error Count	% of Error Rate
Veteran Status	9	1.57 %
Project Start Date	0	0.00 %
Relationship to Head of Household	21	2.23 %
Client Location	0	0.00 %
Disabling Condition	6	0.64 %

**Q05d: Data Quality: Income and Housing Data Quality**

	Error Count	% of Error Rate
Destination	0	0.00 %
Income and Sources at Start	11	1.97 %
Income and Sources at Annual Assessment	3	100.00 %
Income and Sources at Exit	12	2.34 %



**Q06d: Data Quality: Chronic Homelessness**

	Count of Total Records	Missing Time in Institution	Missing Time in Housing	Approximate Date Started DKR/missing	Number of Times DKR/missing	Number of Months DKR/missing	% of Records Unable to Calculate
ES, SH, Street Outreach	543	0	0	3	2	2	0.65 %
TH	0	0	0	0	0	0	--
PH (All)	17	0	0	0	0	0	0.00 %
Total	560	0	0	0	0	0	0.63 %

**Q06e: Data Quality: Timeliness**

	Number of Project Start Records	Number of Project Exit Records
0 days	315	349
1-3 Days	219	187
4-6 Days	145	116
7-10 Days	115	73
11+ Days	74	114

**Q06f: Data Quality: Inactive Records: Street Outreach & Emergency Shelter**

	# of Records	# of Inactive Records	% of Inactive Records
Contact (Adults and Heads of Household in Street Outreach or ES - NBN)	0	0	--
Bed Night (All Clients in ES - NBN)	0	0	--

**Q07a: Number of Persons Served**

	Total	Without Children	With Children and Adults	With Only Children	Unknown Household Type
Adults	573	403	169	0	1
Children	366	0	366	0	0
Client Doesn't Know/ Client Refused	0	0	0	0	0
Data Not Collected	1	0	0	0	1
Total	940	403	535	0	2
For PSH & RRH – the total persons served who moved into housing	22	2	20	0	0

**Q08a: Households Served**

	Total	Without Children	With Children and Adults	With Only Children	Unknown Household Type
Total Households	556	395	162	0	1
For PSH & RRH – the total households served who moved into housing	8	2	6	0	0

**Q08b: Point-in-Time Count of Households on the Last Wednesday**

	Total	Without Children	With Children and Adults	With Only Children	Unknown Household Type
January	65	50	15	0	0
April	61	44	17	0	0
July	71	49	22	0	0
October	70	47	23	0	0

**Q09a: Number of Persons Contacted**

	All Persons Contacted	First contact – NOT staying on the Streets, ES, or SH	First contact – WAS staying on Streets, ES, or SH	First contact – Worker unable to determine
Once	0	0	0	0
2-5 Times	0	0	0	0
6-9 Times	0	0	0	0
10+ Times	0	0	0	0
Total Persons Contacted	0	0	0	0

**Q09b: Number of Persons Engaged**

	All Persons Contacted	First contact – NOT staying on the Streets, ES, or SH	First contact – WAS staying on Streets, ES, or SH	First contact – Worker unable to determine
Once	0	0	0	0
2-5 Contacts	0	0	0	0
6-9 Contacts	0	0	0	0
10+ Contacts	0	0	0	0
Total Persons Engaged	0	0	0	0
Rate of Engagement	0.00	0.00	0.00	0.00

**Q10a: Gender of Adults**

	Total	Without Children	With Children and Adults	Unknown Household Type
Male	235	225	9	1
Female	338	178	160	0
Trans Female (MTF or Male to Female)	0	0	0	0
Trans Male (FTM or Female to Male)	0	0	0	0
Gender Non-Conforming (i.e. not exclusively male or female)	0	0	0	0
Client Doesn't Know/Client Refused	0	0	0	0
Data Not Collected	0	0	0	0
Subtotal	573	403	169	1

**Q10b: Gender of Children**

	Total	With Children and Adults	With Only Children	Unknown Household Type
Male	193	193	0	0
Female	173	173	0	0
Trans Female (MTF or Male to Female)	0	0	0	0
Trans Male (FTM or Female to Male)	0	0	0	0
Gender Non-Conforming (i.e. not exclusively male or female)	0	0	0	0
Client Doesn't Know/Client Refused	0	0	0	0
Data Not Collected	0	0	0	0
Subtotal	366	366	0	0

**Q10c: Gender of Persons Missing Age Information**

	Total	Without Children	With Children and Adults	With Only Children	Unknown Household Type
Male	0	0	0	0	0
Female	0	0	0	0	0
Trans Female (MTF or Male to Female)	0	0	0	0	0
Trans Male (FTM or Female to Male)	0	0	0	0	0
Gender Non-Conforming (i.e. not exclusively male or female)	0	0	0	0	0
Client Doesn't Know/Client Refused	0	0	0	0	0
Data Not Collected	1	0	0	0	1
Subtotal	1	0	0	0	1

**Q10d: Gender by Age Ranges**

	Total	Under Age 18	Age 18-24	Age 25-61	Age 62 and over	Client Doesn't Know/ Client Refused	Data Not Collected
Male	428	193	17	196	22	0	0
Female	511	173	42	284	12	0	0
Trans Female (MTF or Male to Female)	0	0	0	0	0	0	0
Trans Male (FTM or Female to Male)	0	0	0	0	0	0	0
Gender Non-Conforming (i.e. not exclusively male or female)	0	0	0	0	0	0	0
Client Doesn't Know/Client Refused	0	0	0	0	0	0	0
Data Not Collected	1	0	0	0	0	0	1
Subtotal	940	366	59	480	34	0	1

**Q11: Age**

	Total	Without Children	With Children and Adults	With Only Children	Unknown Household Type
Under 5	156	0	156	0	0
5 - 12	168	0	168	0	0
13 - 17	42	0	42	0	0
18 - 24	59	32	27	0	0
25 - 34	164	78	86	0	0
35 - 44	112	74	38	0	0
45 - 54	138	121	16	0	1
55 - 61	86	85	1	0	0
62+	34	33	1	0	0
Client Doesn't Know/Client Refused	0	0	0	0	0
Data Not Collected	1	0	0	0	1
Total	940	403	535	0	2

**Q12a: Race**

	Total	Without Children	With Children and Adults	With Only Children	Unknown Household Type
White	273	199	74	0	0
Black or African American	555	177	377	0	1
Asian	2	1	1	0	0
American Indian or Alaska Native	3	3	0	0	0
Native Hawaiian or Other Pacific Islander	1	1	0	0	0
Multiple Races	99	18	81	0	0
Client Doesn't Know/Client Refused	3	3	0	0	0
Data Not Collected	4	1	2	0	1
Total	940	403	535	0	2

**Q12b: Ethnicity**

	Total	Without Children	With Children and Adults	With Only Children	Unknown Household Type
Non-Hispanic/Non-Latino	894	387	506	0	1
Hispanic/Latino	38	13	25	0	0
Client Doesn't Know/Client Refused	3	1	2	0	0
Data Not Collected	5	2	2	0	1
Total	940	403	535	0	2

**Q13a1: Physical and Mental Health Conditions at Start**

	Total Persons	Without Children	Adults in HH with Children & Adults	Children in HH with Children & Adults	With Children and Adults	With Only Children	Unknown Household Type
Mental Health Problem	181	134	30	17	--	0	0
Alcohol Abuse	31	30	1	0	--	0	0
Drug Abuse	58	52	6	0	--	0	0
Both Alcohol and Drug Abuse	21	20	1	0	--	0	0
Chronic Health Condition	246	166	48	32	--	0	0
HIV/AIDS	5	4	1	0	--	0	0
Developmental Disability	94	48	12	34	--	0	0
Physical Disability	195	142	36	17	--	0	0

⚡ The "With Children and Adults" column is retired as of 10/1/2019 and replaced with the columns "Adults in HH with Children & Adults" and "Children in HH with Children & Adults".

**Q13b1: Physical and Mental Health Conditions at Exit**

	Total Persons	Without Children	Adults in HH with Children & Adults	Children in HH with Children & Adults	With Children and Adults	With Only Children	Unknown Household Type
Mental Health Problem	165	121	28	18	--	0	0
Alcohol Abuse	27	26	1	0	--	0	0
Drug Abuse	52	47	5	0	--	0	0
Both Alcohol and Drug Abuse	17	16	1	0	--	0	0
Chronic Health Condition	220	149	41	30	--	0	0
HIV/AIDS	5	4	1	0	--	0	0
Developmental Disability	85	43	11	31	--	0	0
Physical Disability	170	121	31	18	--	0	0

⚡ The "With Children and Adults" column is retired as of 10/1/2019 and replaced with the columns "Adults in HH with Children & Adults" and "Children in HH with Children & Adults".

**Q13c1: Physical and Mental Health Conditions for Stayers**

	Total Persons	Without Children	Adults in HH with Children & Adults	Children in HH with Children & Adults	With Children and Adults	With Only Children	Unknown Household Type
Mental Health Problem	16	12	4	0	--	0	0
Alcohol Abuse	4	4	0	0	--	0	0
Drug Abuse	6	5	1	0	--	0	0
Both Alcohol and Drug Abuse	4	4	0	0	--	0	0
Chronic Health Condition	25	16	7	2	--	0	0
HIV/AIDS	0	0	0	0	--	0	0
Developmental Disability	9	5	1	3	--	0	0
Physical Disability	26	21	5	0	--	0	0

⚡ The "With Children and Adults" column is retired as of 10/1/2019 and replaced with the columns "Adults in HH with Children & Adults" and "Children in HH with Children & Adults".

**Q14a: Domestic Violence History**

	Total	Without Children	With Children and Adults	With Only Children	Unknown Household Type
Yes	291	169	121	0	1
No	279	231	48	0	0
Client Doesn't Know/Client Refused	1	1	0	0	0
Data Not Collected	2	2	0	0	0
Total	573	403	169	0	1

**Q14b: Persons Fleeing Domestic Violence**

	Total	Without Children	With Children and Adults	With Only Children	Unknown Household Type
Yes	234	121	112	0	1
No	56	47	9	0	0
Client Doesn't Know/Client Refused	0	0	0	0	0
Data Not Collected	1	1	0	0	0
Total	291	169	121	0	1

**Q15: Living Situation**

	Total	Without Children	With Children and Adults	With Only Children	Unknown Household Type
<b>Homeless Situations</b>	0	0	0	0	0
Emergency shelter, including hotel or motel paid for with emergency shelter voucher	157	94	63	0	0
Transitional housing for homeless persons (including homeless youth)	1	1	0	0	0
Place not meant for habitation	162	147	15	0	0
Safe Haven	9	6	3	0	0
Host Home (non-crisis)	0	0	0	0	0
Interim Housing (I)	0	0	0	0	0
<b>Subtotal</b>	<b>329</b>	<b>248</b>	<b>81</b>	<b>0</b>	<b>0</b>
<b>Institutional Settings</b>	0	0	0	0	0
Psychiatric hospital or other psychiatric facility	3	3	0	0	0
Substance abuse treatment facility or detox center	5	5	0	0	0
Hospital or other residential non-psychiatric medical facility	10	9	1	0	0
Jail, prison or juvenile detention facility	3	3	0	0	0
Foster care home or foster care group home	0	0	0	0	0
Long-term care facility or nursing home	0	0	0	0	0
Residential project or halfway house with no homeless criteria	2	2	0	0	0
<b>Subtotal</b>	<b>23</b>	<b>22</b>	<b>1</b>	<b>0</b>	<b>0</b>
<b>Other Locations</b>	0	0	0	0	0
Permanent housing (other than RRH) for formerly homeless persons	1	0	1	0	0
Owned by client, no ongoing housing subsidy	1	0	1	0	0
Owned by client, with ongoing housing subsidy	1	1	0	0	0
Rental by client, with RRH or equivalent subsidy	0	0	0	0	0
Rental by client, with HCV voucher (tenant or project based)	0	0	0	0	0
Rental by client in a public housing unit	0	0	0	0	0
Rental by client, no ongoing housing subsidy	16	6	10	0	0
Rental by client, with VASH subsidy	0	0	0	0	0
Rental by client with GPD TIP subsidy	0	0	0	0	0
Rental by client, with other housing subsidy	7	3	4	0	0
Hotel or motel paid for without emergency shelter voucher	36	30	6	0	0
Staying or living in a friend's room, apartment or house	48	34	14	0	0
Staying or living in a family member's room, apartment or house	52	26	25	0	1
Client Doesn't Know/Client Refused	52	28	24	0	0
Data Not Collected	7	5	2	0	0
<b>Subtotal</b>	<b>221</b>	<b>133</b>	<b>87</b>	<b>0</b>	<b>1</b>
<b>Total</b>	<b>573</b>	<b>403</b>	<b>169</b>	<b>0</b>	<b>1</b>

Interim housing is retired as of 10/1/2019.

**Q16: Cash Income - Ranges**

	Income at Start	Income at Latest Annual Assessment for Stayers	Income at Exit for Leavers
No income	265	0	224
\$1 - \$150	8	0	7
\$151 - \$250	6	0	6
\$251 - \$500	29	0	28
\$501 - \$1000	142	0	128
\$1,001 - \$1,500	41	0	39
\$1,501 - \$2,000	33	0	36
\$2,001+	37	0	32
Client Doesn't Know/Client Refused	0	0	0
Data Not Collected	12	0	13
Number of Adult Stayers Not Yet Required to Have an Annual Assessment	0	57	0
Number of Adult Stayers Without Required Annual Assessment	0	3	0
<b>Total Adults</b>	<b>573</b>	<b>60</b>	<b>513</b>

**Q17: Cash Income - Sources**

	Income at Start	Income at Latest Annual Assessment for Stayers	Income at Exit for Leavers
Earned Income	118	0	117
Unemployment Insurance	5	0	4
SSI	86	0	80
SSDI	81	0	71
VA Service-Connected Disability Compensation	4	0	4
VA Non-Service Connected Disability Pension	0	0	0
Private Disability Insurance	1	0	1
Worker's Compensation	1	0	1
TANF or Equivalent	14	0	12
General Assistance	1	0	1
Retirement (Social Security)	5	0	5
Pension from Former Job	4	0	2
Child Support	22	0	17
Alimony (Spousal Support)	0	0	0
Other Source	13	0	11
Adults with Income Information at Start and Annual Assessment/Exit	0	0	102

**Q19b: Disabling Conditions and Income for Adults at Exit**

	AO: Adult with Disabling Condition	AO: Adult without Disabling Condition	AO: Total Adults	AO: % with Disabling Condition by Source	AC: Adult with Disabling Condition	AC: Adult without Disabling Condition	AC: Total Adults	AC: % with Disabling Condition by Source	UK: Adult with Disabling Condition	UK: Adult without Disabling Condition	UK: Total Adults	UK: % with Disabling Condition by Source
Earned Income	41	33	74	55.19 %	16	24	40	39.90 %	0	1	1	0.00 %
Supplemental Security Income (SSI)	51	7	58	88.14 %	15	7	22	68.18 %	0	0	0	--
Social Security Disability Insurance (SSDI)	56	1	57	98.42 %	11	3	14	78.57 %	0	0	0	--
VA Service-Connected Disability Compensation	4	0	4	100.00 %	0	0	0	--	0	0	0	--
Private Disability Insurance	0	0	0	--	1	0	1	100.00 %	0	0	0	--
Worker's Compensation	1	0	1	100.00 %	0	0	0	--	0	0	0	--
Temporary Assistance for Needy Families (TANF)	2	1	3	66.67 %	3	6	9	33.34 %	0	0	0	--
Retirement Income from Social Security	2	2	5	40.00 %	0	0	0	--	0	0	0	--
Pension or retirement income from a former job	2	0	2	100.00 %	0	0	0	--	0	0	0	--
Child Support	2	2	4	50.25 %	4	9	13	30.69 %	0	0	0	--
Other source	8	3	11	73.09 %	3	1	4	75.00 %	0	0	0	--
No Sources	110	48	158	69.71 %	34	31	65	52.18 %	0	0	0	--
Unduplicated Total Adults	254	93	347		77	71	148		0	1	1	

**Q20a: Type of Non-Cash Benefit Sources**

	Benefit at Start	Benefit at Latest Annual Assessment for Stayers	Benefit at Exit for Leavers
Supplemental Nutritional Assistance Program	239	0	203
WIC	10	0	12
TANF Child Care Services	3	0	4
TANF Transportation Services	0	0	0
Other TANF-Funded Services	5	0	8
Other Source	0	0	0

**Q21: Health Insurance**

	At Start	At Annual Assessment for Stayers	At Exit for Leavers
Medicaid	711	0	633
Medicare	55	0	48
State Children's Health Insurance Program	6	0	6
VA Medical Services	5	0	5
Employer Provided Health Insurance	20	0	17
Health Insurance Through COBRA	0	0	0
Private Pay Health Insurance	4	0	3
State Health Insurance for Adults	14	0	12
Indian Health Services Program	0	0	0
Other	2	0	1
No Health Insurance	137	0	124
Client Doesn't Know/Client Refused	4	0	4
Data Not Collected	15	4	14
Number of Stayers Not Yet Required to Have an Annual Assessment	0	95	0
1 Source of Health Insurance	557	0	487
More than 1 Source of Health Insurance	33	0	26

**Q22a: Length of Participation – ESG Projects**

	Total	Leavers	Stayers
0 to 7 days	205	200	5
8 to 14 days	116	109	7
15 to 21 days	94	92	2
22 to 30 days	61	60	1
31 to 60 days	169	161	8
61 to 90 days	171	148	23
91 to 180 days	115	67	48
181 to 365 days	5	4	1
366 to 730 days (1-2 Yrs)	4	0	4
731 to 1,095 days (2-3 Yrs)	0	0	0
1,096 to 1,460 days (3-4 Yrs)	0	0	0
1,461 to 1,825 days (4-5 Yrs)	0	0	0
More than 1,825 days (> 5 Yrs)	0	0	0
Data Not Collected	0	0	0
Total	940	841	99

**Q22c: Length of Time between Project Start Date and Housing Move-in Date**

	Total	Without Children	With Children and Adults	With Only Children	Unknown Household Type
7 days or less	13	0	13	0	0
8 to 14 days	5	0	5	0	0
15 to 21 days	0	0	0	0	0
22 to 30 days	0	0	0	0	0
31 to 60 days	0	0	0	0	0
61 to 180 days	0	0	0	0	0
181 to 365 days	0	0	0	0	0
366 to 730 days (1-2 Yrs)	0	0	0	0	0
Total (persons moved into housing)	18	0	18	0	0
Average length of time to housing	5.00	--	5.00	--	--
Persons who were exited without move-in	18	0	16	0	2
Total persons	36	0	34	0	2

**Q22d: Length of Participation by Household Type**

	Total	Without Children	With Children and Adults	With Only Children	Unknown Household Type
7 days or less	205	105	100	0	0
8 to 14 days	116	43	73	0	0
15 to 21 days	94	30	64	0	0
22 to 30 days	61	28	33	0	0
31 to 60 days	169	69	100	0	0
61 to 90 days	171	74	95	0	2
91 to 180 days	115	48	67	0	0
181 to 365 days	5	4	1	0	0
366 to 730 days (1-2 Yrs)	4	2	2	0	0
731 to 1,095 days (2-3 Yrs)	0	0	0	0	0
1,096 to 1,460 days (3-4 Yrs)	0	0	0	0	0
1,461 to 1,825 days (4-5 Yrs)	0	0	0	0	0
More than 1,825 days (> 5 Yrs)	0	0	0	0	0
Data Not Collected	0	0	0	0	0
Total	940	403	535	0	2

**Q22: Length of Time Prior to Housing - based on 3.917 Date Homelessness Started**

	Total	Without Children	With Children and Adults	With Only Children	Unknown Household Type
7 days or less	578	188	390	0	0
8 to 14 days	18	15	3	0	0
15 to 21 days	23	17	6	0	0
22 to 30 days	24	21	3	0	0
31 to 60 days	28	18	10	0	0
61 to 180 days	107	66	41	0	0
181 to 365 days	37	19	18	0	0
366 to 730 days (1-2 Yrs)	34	28	6	0	0
731 days or more	29	21	8	0	0
Total (persons moved into housing)	878	393	485	0	0
Not yet moved into housing	23	1	20	0	2
Data not collected	6	6	0	0	0
Total persons	907	400	505	0	2

**Q23: Exit Destination - All persons**

	Total	Without Children	With Children and Adults	With Only Children	Unknown Household Type
<b>Permanent Destinations</b>	0	0	0	0	0
Moved from one HOPWA funded project to HOPWA PH	0	0	0	0	0
Owned by client, no ongoing housing subsidy	10	3	7	0	0
Owned by client, with ongoing housing subsidy	4	0	4	0	0
Rental by client, no ongoing housing subsidy	131	30	99	0	2
Rental by client, with VASH housing subsidy	2	2	0	0	0
Rental by client, with GPD TIP housing subsidy	0	0	0	0	0
Rental by client, with other ongoing housing subsidy	21	5	16	0	0
Permanent housing (other than RRH) for formerly homeless persons	0	0	0	0	0
Staying or living with family, permanent tenure	44	22	22	0	0
Staying or living with friends, permanent tenure	10	10	0	0	0
Rental by client, with RRH or equivalent subsidy	35	5	30	0	0
Rental by client, with HCV voucher (tenant or project based)	4	0	4	0	0
Rental by client in a public housing unit	0	0	0	0	0
<b>Subtotal</b>	281	77	182	0	2
<b>Temporary Destinations</b>	0	0	0	0	0
Emergency shelter, including hotel or motel paid for with emergency shelter voucher	143	99	44	0	0
Moved from one HOPWA funded project to HOPWA TH	0	0	0	0	0
Transitional housing for homeless persons (including homeless youth)	3	0	3	0	0
Staying or living with family, temporary tenure (e.g. room, apartment or house)	186	32	154	0	0
Staying or living with friends, temporary tenure (e.g. room, apartment or house)	48	30	16	0	0
Place not meant for habitation (e.g., a vehicle, an abandoned building, bus/train/subway station/airport or anywhere outside)	52	40	12	0	0
Safe Haven	0	0	0	0	0
Hotel or motel paid for without emergency shelter voucher	29	25	4	0	0
Host Home (non-crisis)	0	0	0	0	0
<b>Subtotal</b>	459	226	233	0	0
<b>Institutional Settings</b>	0	0	0	0	0
Foster care home or group foster care home	5	0	5	0	0
Psychiatric hospital or other psychiatric facility	3	3	0	0	0
Substance abuse treatment facility or detox center	4	4	0	0	0
Hospital or other residential non-psychiatric medical facility	9	7	2	0	0
Jail, prison, or juvenile detention facility	1	1	0	0	0
Long-term care facility or nursing home	0	0	0	0	0
<b>Subtotal</b>	22	15	7	0	0
<b>Other Destinations</b>	0	0	0	0	0
Residential project or halfway house with no homeless criteria	0	0	0	0	0
Deceased	2	2	0	0	0
Other	20	7	13	0	0
Client Doesn't Know/Client Refused	76	32	44	0	0
Data Not Collected (no exit interview completed)	0	0	0	0	0
<b>Subtotal</b>	98	41	57	0	0
<b>Total</b>	841	360	479	0	2
Total persons exiting to positive housing destinations	236	74	160	0	2
Total persons whose destinations excluded them from the calculation	16	9	7	0	0
Percentage	28.61 %	21.08 %	33.90 %	--	100.00 %

**Q24: Homelessness Prevention Housing Assessment at Exit**

	Total	Without Children	With Children and Adults	With Only Children	Unknown Household Type
Able to maintain the housing they had at project start--Without a subsidy	1	1	0	0	0
Able to maintain the housing they had at project start--With the subsidy they had at project start	0	0	0	0	0
Able to maintain the housing they had at project start--With an on-going subsidy acquired since project start	0	0	0	0	0
Able to maintain the housing they had at project start--Only with financial assistance other than a subsidy	0	0	0	0	0
Moved to new housing unit--With on-going subsidy	0	0	0	0	0
Moved to new housing unit--Without an on-going subsidy	0	0	0	0	0
Moved in with family/friends on a temporary basis	0	0	0	0	0
Moved in with family/friends on a permanent basis	0	0	0	0	0
Moved to a transitional or temporary housing facility or program	0	0	0	0	0
Client became homeless -- moving to a shelter or other place unfit for human habitation	0	0	0	0	0
Client went to jail/prison	0	0	0	0	0
Client died	0	0	0	0	0
Client doesn't know/Client refused	0	0	0	0	0
Data not collected (no exit interview completed)	24	2	22	0	0
<b>Total</b>	<b>25</b>	<b>3</b>	<b>22</b>	<b>0</b>	<b>0</b>

**Q25a: Number of Veterans**

	Total	Without Children	With Children and Adults	Unknown Household Type
Chronically Homeless Veteran	4	4	0	0
Non-Chronically Homeless Veteran	13	12	1	0
Not a Veteran	547	380	166	1
Client Doesn't Know/Client Refused	6	6	0	0
Data Not Collected	3	1	2	0
<b>Total</b>	<b>573</b>	<b>403</b>	<b>169</b>	<b>1</b>

**Q25b: Number of Chronically Homeless Persons by Household**

	Total	Without Children	With Children and Adults	With Only Children	Unknown Household Type
Chronically Homeless	86	65	21	0	0
Not Chronically Homeless	847	334	512	0	1
Client Doesn't Know/Client Refused	0	0	0	0	0
Data Not Collected	7	4	2	0	1
<b>Total</b>	<b>940</b>	<b>403</b>	<b>535</b>	<b>0</b>	<b>2</b>





# **CR-05 Explanation, HOME Rental Inspec., Fair Housing Impact Statement**

## CAPER SCREEN CR-05

**Comparison of the proposed versus actual outcomes for each outcome measure submitted with the consolidated plan and explain, if applicable, why progress was not made toward meeting goals and objectives. 91.520(g)**

### **Table 1 – Accomplishments – Program Year**

**Goal: Address the Needs of Homeless & At Risk Families.** Overnight/Emergency Shelter/Transitional Housing Beds Added – during the review of the CAPER a data entry error was discovered related to this indicator. The expected amount (266) was based on the anticipated outcomes for MCREST, Macomb County Warming Center, Turning Point and St. Vincent DePaul. However, while these activities provided shelter, none resulted in "beds added". As a result, the actual outcome for this indicator is 0. The actual outcomes for MCREST, Macomb County Warming Center, Turning Point and St. Vincent DePaul activities are reflected under the goal of "Provide and Expand Human Services".

**Goal: Aid the Prevention of Slums and Blight.** The activity that was originally planned under this goal, a demolition in Lenox Township, was cancelled after the 2019 Annual Action Plan was approved.

**Goal: Expand Comprehensive Planning, Management, and Capacity.** Funding for this goal was used for administration of the CDBG, HOME and ESG programs. The set-up screen for administration activities in IDIS does not contain a field for accomplishments which is the reason for "0" under "actual" in the table.

**Goal: Foster Economic Development.** This activity was funded with supplemental CDBG funding provided under the CARES Act (CDBG-CV). Since the funds were not received until July 1, 2020, the activity launched after the 2019 program year ended. The accomplishments for this activity will be reflected in the 2020 program year CAPER.

**Goal: Improve Public Facilities and Infrastructure.** The County provides 21 units of local government with funding for activities under this goal. Communities are allowed up to 18 months to complete the project. Accomplishments for each project is entered when funds are drawn and updated again when the project is completed. If a funded activity does not begin within the reporting period, the accomplishments for the activity will not appear in the "actual" column of this table. As a result, the accomplishments would not be reported until the following year. Consequently, the expected vs. actual number of persons assisted will vary and it will appear that goals are not being met or are being far exceeded. This is most likely to occur in program years in which funding is delayed by the federal government.

Since the data in this table is pre-populated, the variance will continue in subsequent CAPERs. To ensure that outcomes are being met, program staff does monitor expected vs. actual accomplishments. If a subrecipient's project fails to meet the expected outcome, staff works with the community to ensure the quality of data being reported.

**Goal: Make Available Appropriate Housing.** The actual number of units completed under these indicators varied from the expected goals for the following reasons:

- 1) Rental units added and homeowner housing added – the expected units are underway but were delayed due to COVID-19.
- 2) Rehab of existing units – the activity was suspended March 2020 due to the COVID-19 pandemic. As a result the activity failed to meet expected outcomes.

**Goal: Provide and Expand Human Services.** The expected vs. actual number of households assisted under this goal was less than expected for the following reasons:

- 1) Senior Centers were closed due to COVID-19 for the months of March-June. As a result less people were served.
- 2) One subrecipient that was expected to provide holiday food assistance to 200 people cancelled the project before funds were expended.

**Table 2 – Accomplishments – Strategic Plan to Date**

The data in this table is pre-populated based on the expected outcomes included in the 5-year Strategic Plan. The 2019 program year was the first year in the five-year 2019-2023 Consolidated Plan. As a result, it should be expected that the percent complete for each category is low. In addition, there are insufficient funds to address each goal every program year resulting in some goals being funded more than others from year to year.

OAKWOOD MANOR SENIOR LIVING - 14825 Nehls, Eastpointe, MI								
Unit	IDIS #	Initial Fund Date	Closed Date	Amount Invested	Affordability Period		Affordability Period End Date	
	2789	5/31/12	12/15/15	\$1,674,967	20 Years		12/15/35	
On-site inspections must occur within 12 months after completion and at least once every three years thereafter during the period of affordability. For this project, inspections will begin November 2016. Inspections will consist of a random sampling of 20% of the units at minimum.								Site Inspection Notes
	2016	2019	2022	2025	2028	2031	2034	
1-100								
1-101		10/17/19						
1-102								
1-103								
1-104	11/10/16							
1-105								
1-110		10/17/19						
1-111								
1-112								
1-113	11/10/16							
1-114								
1-200		10/17/19						
1-201								
1-202								
1-203	11/10/16							
1-204								
1-205		10/17/19						
1-206								
1-207								
1-208	11/10/16							
1-209								
1-211		10/17/19						
1-212								
1-213								
1-214	11/10/16							
1-300								
1-301		10/17/19						
1-302								
1-303								
1-304	11/10/16							
1-305								
1-306		10/17/19						
1-307								
1-308								
1-309	11/10/16							
1-310								
1-311		10/17/19						
1-312								
1-313								
1-314	11/10/16							

Springhill		Initial Fund	Complete in	Amount of	Affordability Period			Rental Inspections - (1 yr. after completion/3 Year Cycle)					AFFORDABILITY		
Property Address	Community	IDIS #	Date	Start Date	Investment	# Years	Commitment	End Date	Final Insp.	2015	2016	2017	2018	2019 - No Inspections Required	ENDS
46 Rosebud	Mt. Clemens	1539	9/10/03	9/12/05	80,000.00	15	9/18/03	9/12/20	10/26/05	5/11/15			11/27/18		10/26/20
79 Rosebud	Mt. Clemens	1679	8/6/04	9/12/05	80,000.00	15	8/23/04	9/12/20	3/15/07	5/11/15			11/27/18		3/15/22
27681 Harrison Woods	Harrison Twp	1876	6/2/05	9/13/05	86,204.90	15	6/17/05	9/13/20	7/15/05	5/12/15			11/28/18		7/15/20
27699 Harrison Woods	Harrison Twp	1888	7/14/05	8/29/05	87,077.63	15	7/29/05	8/29/20	8/21/05	5/12/15			11/28/18		8/21/20
34907 Hamilton Dr.	Fraser	1875	6/2/05	9/13/05	45,517.12	15	6/17/05	9/13/20	7/15/05	5/12/15			11/30/18		7/15/20
54785 Shelby Rd.	Shelby Township	1782	2/7/05	9/12/05	77,200.35	15	2/24/05	9/12/20	3/23/05	5/12/15			11/27/18		3/23/20
224 Harrington	Mt. Clemens	2060	7/27/06	8/15/08	157,901.24	15	8/8/06	8/15/23	10/12/06	5/11/15			11/28/18		10/12/21
24650 Lake Meadow	Harrison Twp	2196	3/23/07	8/15/08	132,018.00	15	4/2/07	8/15/23	5/10/07	7/22/15			11/28/18		5/10/22
16388 Clarkston	Fraser	2337	12/13/07	8/15/08	109,483.22	15	1/7/08	8/15/23	3/31/08	7/22/15			11/30/18		3/31/23
640 Clinton River Dr.	Mt. Clemens	2324	12/5/07	8/15/08	112,881.00	15	1/12/07	8/15/23	2/11/08	7/22/15			11/28/18		2/11/23
43229 Cape Dr.	Sterling Heights					15	3/15/11	5/20/28	11/23/10	7/22/15			11/29/18		11/23/25
37973 Watkins	Sterling Heights	2501	6/24/09	5/20/13	132,354.00	15	3/15/11	5/20/28	2/4/11	10/27/15			11/30/18		2/4/26
13850 Provincial	Sterling Heights	2503	6/24/09	5/29/12	132,688.00	15	3/15/11	5/29/27	10/28/10	7/23/15			11/29/18		10/28/25
13858 Provincial	Sterling Heights	2502	6/24/09	5/17/13	132,354.00	15	3/15/11	5/17/28	10/28/10	7/23/15			11/29/18		10/28/25
44357 Lakepointe	Sterling Heights					15	3/15/11	5/20/28	11/23/10	7/22/15			11/29/18		11/23/25
16445 Juliana	Eastpointe				150,551.75	15	3/15/11	5/20/28	12/14/10	10/26/15			11/26/18		12/14/25
36323 Weideman	Clinton Township	2504	6/24/09	5/20/13	49,716.00	15	1/21/13	5/20/28	11/8/11	10/26/15			11/30/18		11/8/26
24242 Johnston	Eastpointe	2591	6/28/10	10/2/13	110,548.03	15	11/21/13	10/2/28	4/28/12	10/26/15			11/26/18		4/28/27
24564 Petersburg	Eastpointe	2591	6/28/10	10/2/13	127,021.77	15	1/21/13	10/2/28	4/28/12	10/26/15			11/26/18		4/28/27
5521 Ponderosa	Richmond Township	2718	6/28/11	1/9/14	157,726.02	15	6/26/13	1/9/29	8/28/12	10/27/15			11/27/18		8/28/27
35305 Hebel	Richmond Township	2718	6/28/11	1/9/14	136,893.72	15	6/26/13	1/9/29	11/20/12	10/27/15			11/27/18		11/20/27
30428 Indigo	Roseville	2808	8/9/12	1/9/14	104,412.17	15	6/26/13	1/9/29	6/3/13				11/27/2018		6/3/28
35531 Capri	Clinton Township	2814	8/9/12	5/15/14	130,648.83	15	1/29/14	5/15/29	1/7/14			1/26/18		1/7/29	
18555 Matthew	Clinton Township	2908	9/11/13	1/6/15	188,500.74	15	11/12/13	1/6/30	5/13/14			1/26/18		5/13/29	
39911 Karola	Sterling Heights	2907	9/11/13	7/27/15	226,531.91	15	12/12/13	7/27/30	12/17/14			1/26/18		12/17/29	
17665 Veronica	Eastpointe	3072	4/29/16	12/8/17	160,297.46	15	4/20/16	12/8/32	4/26/17				11/26/18		4/26/32
26663 Oak	Roseville	3073	4/29/16	12/8/17	128,238.08	15	4/20/16	12/8/32	7/26/17				11/26/18		7/26/32
15699 Crescentwood	Eastpointe	3074	4/29/16	12/8/17	148,305.44	15	4/20/16	12/8/32	5/25/17				11/26/18		5/25/32

Community Housing Network - Grafton Townhomes				
Unit #	2018	2021	2024	2027
#20	1/16/18			
#28	1/16/18			

**Fair Housing Impact Statement for the Analysis of Impediments  
2021 Program Year**

Please review the 2019-2023 Analysis of Impediments to Fair Housing, located at <https://mca.macombgov.org/MCA-CommunityServices-Documents>

**Community Name:** \_\_\_\_\_

Each community is required to comply with at least two "Action Items". Mark an "X" in the box next to the two items that your community will address during the 2021 CDBG program year (July 1, 2021 – June 30, 2022). Describe how the selected items will be addressed under "Community Narrative" and if each is a current or a new initiative. Compliance will be monitored and taken into consideration for future HUD grant awards.

Impediment to Fair Housing	Selected Action Items	Action Items to Address Impediments	Community Narrative
Impediment #1 – Ensure that fair housing reports are shared with lending institutions, housing providers, and participating communities		1. Increase efforts to provide housing reports to the public and private sectors, initiate dialogue, and solicit assistance.	
Impediment #2 – Lack of fair housing education, awareness, and information within the public sector and the private sector		1. Improve coordination of fair housing education efforts through deliberate and targeted strategies.	
		2. Increase efforts to disseminate fair housing information and educate local officials, employees, and residents on fair housing laws.	
		3. Increase the availability of fair housing materials through electronic means and ensure that the fair housing logo and fair housing information is included in all related housing materials.	
Impediment #3 – Racial and ethnic minorities are concentrated geographically within the county		1. Review regulations and policies that may have an impact on the location, cost, and supply of housing.	
Impediment #4 – Availability of affordable housing for protected classes		1. Encourage the development of affordable housing for the persons included in the protected classes.	
Impediment #5 – ADA Education		1. Continue, evaluate, or improve ADA education.	
Impediment #6 – Lack of formalized fair housing complaint and monitoring procedures		1. Work to prepare a formalized fair housing complaint procedure and fair housing monitoring procedures.	
Impediment #7 – Increased complaint activity within participating communities in recent program years		1. Coordinate fair housing efforts with communities where complaint activity has increased.	

I certify that \_\_\_\_\_ will undertake the above selected action items in an effort to Affirmatively Further Fair Housing during the 2021 program year.  
(Community Name)

Signed: \_\_\_\_\_ Print Name & Title: \_\_\_\_\_ Date: \_\_\_\_\_



# PR03 and PR06



U.S. Department of Housing and Urban Development  
 Office of Community Planning and Development  
 Integrated Disbursement and Information System  
 CDBG Activity Summary Report (GPR) for Program Year 2019  
 MACOMB COUNTY

Date: 12-Nov-2020  
 Time: 10:38  
 Page: 1

PGM Year: 1994  
 Project: 0002 - CONVERTED CDBG ACTIVITIES  
 IDIS Activity: 2 - CDBG COMMITTED FUNDS ADJUSTMENT

Status: Open 11/15/2003 12:00:00 AM  
 Location: ,

Objective:  
 Outcome:  
 Matrix Code: Submissions or Applications for  
 Federal Program (21E)

National Objective:

Initial Funding Date: 01/01/0001

Description:

Financing

	Fund Type	Grant Year	Grant	Funded Amount	Drawn In Program Year	Drawn Thru Program Year
CDBG	EN	Pre-2015		\$13,305,030.94	\$0.00	\$0.00
		1988	B88UC260005		\$0.00	\$1,360,000.00
		1989	B89UC260005		\$0.00	\$1,436,000.00
		1990	B90UC260005		\$0.00	\$1,411,000.00
		1991	B91UC260005		\$0.00	\$1,546,000.00
		1992	B92UC260005		\$0.00	\$1,635,000.00
		1993	B93UC260005		\$0.00	\$1,919,000.00
		1994	B94UC260005		\$0.00	\$2,099,101.00
		1995	B95UC260005		\$0.00	\$1,898,929.94
		Total	Total			\$13,305,030.94

Proposed Accomplishments

Actual Accomplishments

Number assisted:

	Owner		Renter		Total		Person	
	Total	Hispanic	Total	Hispanic	Total	Hispanic	Total	Hispanic
White:					0	0		
Black/African American:					0	0		
Asian:					0	0		
American Indian/Alaskan Native:					0	0		
Native Hawaiian/Other Pacific Islander:					0	0		
American Indian/Alaskan Native & White:					0	0		
Asian White:					0	0		
Black/African American & White:					0	0		
American Indian/Alaskan Native & Black/African American:					0	0		
Other multi-racial:					0	0		

PR03 - MACOMB COUNTY

Page: 1 of 149




U.S. Department of Housing and Urban Development  
 Office of Community Planning and Development  
 Integrated Disbursement and Information System  
 CDBG Activity Summary Report (GPR) for Program Year 2019  
 MACOMB COUNTY

Date: 12-Nov-2020  
 Time: 10:38  
 Page: 2

Asian/Pacific Islander:					0	0
Hispanic:					0	0
Total:		0	0	0	0	0
Female-headed Households:					0	0
Income Category:	Owner	Renter	Total	Person		
Extremely Low			0			
Low Mod			0			
Moderate			0			
Non Low Moderate			0			
Total	0	0	0	0		
Percent Low/Mod						

Annual Accomplishments

No data returned for this view. This might be because the applied filter excludes all data.



U.S. Department of Housing and Urban Development  
 Office of Community Planning and Development  
 Integrated Disbursement and Information System  
 CDBG Activity Summary Report (GPR) for Program Year 2019  
 MACOMB COUNTY

Date: 12-Nov-2020  
 Time: 10:38  
 Page: 3

PGM Year: 2015  
 Project: 0008 - CDBG Housing Rehabilitation  
 IDIS Activity: 3055 - 2015 CDBG Housing Rehabilitation

Status: Open Objective: Provide decent affordable housing  
 Location: Address Suppressed Outcome: Sustainability  
 Matrix Code: Rehab; Single-Unit Residential (14A) National Objective: LMH

Initial Funding Date: 11/16/2017

Description:

Program to provide assistance to income eligible homeowners to repair their homes.  
 Assistance would be provided in the form of a no-interest, deferred payment mortgage.  
 Once completed the property must meet property standards established by the County.

Financing

	Fund Type	Grant Year	Grant	Funded Amount	Drawn In Program Year	Drawn Thru Program Year
CDBG	EN	Pre-2015		\$161,785.07	\$0.00	\$0.00
		2014	B14UC260005		\$0.00	\$161,785.07
		2015	B15UC260005	\$133,192.93	\$16,989.12	\$114,756.16
<b>Total</b>	<b>Total</b>			<b>\$294,978.00</b>	<b>\$16,989.12</b>	<b>\$276,541.23</b>

Proposed Accomplishments

Housing Units : 18

Actual Accomplishments

Number assisted:

	Owner		Renter		Total		Person	
	Total	Hispanic	Total	Hispanic	Total	Hispanic	Total	Hispanic
White:	3	0	0	0	3	0	0	0
Black/African American:	4	0	0	0	4	0	0	0
Asian:	0	0	0	0	0	0	0	0
American Indian/Alaskan Native:	0	0	0	0	0	0	0	0
Native Hawaiian/Other Pacific Islander:	0	0	0	0	0	0	0	0
American Indian/Alaskan Native & White:	0	0	0	0	0	0	0	0
Asian White:	0	0	0	0	0	0	0	0
Black/African American & White:	0	0	0	0	0	0	0	0
American Indian/Alaskan Native & Black/African American:	0	0	0	0	0	0	0	0
Other multi-racial:	0	0	0	0	0	0	0	0
Asian/Pacific Islander:	0	0	0	0	0	0	0	0
Hispanic:	0	0	0	0	0	0	0	0

PR03 - MACOMB COUNTY

Page: 3 of 149



U.S. Department of Housing and Urban Development  
Office of Community Planning and Development  
Integrated Disbursement and Information System  
CDBG Activity Summary Report (GPR) for Program Year 2019  
MACOMB COUNTY

Date: 12-Nov-2020  
Time: 10:38  
Page: 4

Total:									
Female-headed Households:									
Income Category:	Owner	Renter	Total	Person					
Extremely Low	6	0	6	0					
Low Mod	1	0	1	0					
Moderate	0	0	0	0					
Non Low Moderate	0	0	0	0					
Total	7	0	7	0					
Percent Low/Mod	100.0%		100.0%						

Annual Accomplishments

Years	Accomplishment Narrative	# Benefiting
2017	Homes have been rehabbed to code.	
2018	Homes have been rehabbed to code.	
2019	Funds committed to two projects and completed.	



U.S. Department of Housing and Urban Development  
 Office of Community Planning and Development  
 Integrated Disbursement and Information System  
 CDBG Activity Summary Report (GPR) for Program Year 2019  
 MACOMB COUNTY

Date: 12-Nov-2020  
 Time: 10:38  
 Page: 5

PGM Year: 2017  
 Project: 0011 - 2017 CDBG Public Facilities & Infrastructure  
 IDIS Activity: 3174 - Eastpointe Street Resurfacing

Status: Completed 6/23/2020 12:00:00 AM Objective: Create suitable living environments  
 Location: 23200 Gratiot Ave Eastpointe, MI 48021-1651 Outcome: Sustainability  
 Matrix Code: Street Improvements (03K) National Objective: LMA

Initial Funding Date: 11/16/2017

Description:

Project includes the removal of existing asphalt surface, base repairs, ADA ramp upgrades and a new asphalt surface on Johnston from 10 Mile to Hauss, as well as new sidewalks in the same corridor.

Financing

	Fund Type	Grant Year	Grant	Funded Amount	Drawn In Program Year	Drawn Thru Program Year
CDBG	EN	2017	B17UC260005	\$118,109.00	\$0.00	\$118,109.00
Total	Total			\$118,109.00	\$0.00	\$118,109.00

Proposed Accomplishments

People (General) : 1,810  
 Total Population in Service Area: 1,810  
 Census Tract Percent Low / Mod: 49.17

Annual Accomplishments

Years	Accomplishment Narrative	# Benefitting
2017	Bid package is complete, to begin bid process and get street resurfacing project constructed and completed in PY 2018.	
2018	Johnston Street sidewalks reconstructed in 2018 as part of this project. Street reconstruction occurred in calendar 2019. Approximately 75% of street work completed as of June, 2019. This project is be barred to IDIS #3231. Job remained open due to punch list items in fall 2019 and finish landscaping in spring 2020.	



U.S. Department of Housing and Urban Development  
 Office of Community Planning and Development  
 Integrated Disbursement and Information System  
 CDBG Activity Summary Report (GPR) for Program Year 2019  
 MACOMB COUNTY

Date: 12-Nov-2020  
 Time: 10:38  
 Page: 6

PGM Year: 2017  
 Project: 0008 - 2017 CDBG Housing Rehabilitation  
 IDIS Activity: 3180 - 2017 Minor Home Repair

Status: Open Objective: Provide decent affordable housing  
 Location: Address Suppressed Outcome: Sustainability  
 Matrix Code: Rehab; Single-Unit Residential (14A) National Objective: LMH

Initial Funding Date: 11/21/2017

Description:

Funding will be used to provide eligible owner-occupants of housing with assistance to make minor home repairs.  
 The service area for this activity includes Armada Township, Armada Village, Mount Clemens, Shelby Township, Washington Township, and New Haven.  
 Assistance will be limited to \$500 per household.  
 Budget includes project delivery costs.

	Fund Type	Grant Year	Grant	Funded Amount	Drawn In Program Year	Drawn Thru Program Year
CDBG	EN	2017	B17UC260005	\$78,656.86	\$10,586.80	\$48,311.20
Total	Total			\$78,656.86	\$10,586.80	\$48,311.20

Proposed Accomplishments

Housing Units : 163


Actual Accomplishments

Number assisted:

	Owner		Renter		Total		Person	
	Total	Hispanic	Total	Hispanic	Total	Hispanic	Total	Hispanic
White:	28	0	0	0	28	0	0	0
Black/African American:	10	0	0	0	10	0	0	0
Asian:	0	0	0	0	0	0	0	0
American Indian/Alaskan Native:	0	0	0	0	0	0	0	0
Native Hawaiian/Other Pacific Islander:	0	0	0	0	0	0	0	0
American Indian/Alaskan Native & White:	0	0	0	0	0	0	0	0
Asian White:	0	0	0	0	0	0	0	0
Black/African American & White:	0	0	0	0	0	0	0	0
American Indian/Alaskan Native & Black/African American:	0	0	0	0	0	0	0	0
Other multi-racial:	0	0	0	0	0	0	0	0
Asian/Pacific Islander:	0	0	0	0	0	0	0	0
Hispanic:	0	0	0	0	0	0	0	0
Total:	38	0	0	0	38	0	0	0

PR03 - MACOMB COUNTY

Page: 6 of 149



U.S. Department of Housing and Urban Development  
Office of Community Planning and Development  
Integrated Disbursement and Information System  
CDBG Activity Summary Report (GPR) for Program Year 2019  
MACOMB COUNTY

Date: 12-Nov-2020  
Time: 10:38  
Page: 7

Female-headed Households:			17	0	17
Income Category:	Owner	Renter	Total	Person	
Extremely Low	26	0	26	0	
Low Mod	11	0	11	0	
Moderate	1	0	1	0	
Non Low Moderate	0	0	0	0	
Total	38	0	38	0	
Percent Low/Mod	100.0%		100.0%		

Annual Accomplishments

Years	Accomplishment Narrative	# Benefiting
2017	Minor Home Repair was completed 2019 with funding from 2017/18	
2019	Minor Home Repair was completed in 2019 and funding was used from 2017	



U.S. Department of Housing and Urban Development  
 Office of Community Planning and Development  
 Integrated Disbursement and Information System  
 CDBG Activity Summary Report (GPR) for Program Year 2019  
 MACOMB COUNTY

Date: 12-Nov-2020  
 Time: 10:38  
 Page: 8

PGM Year: 2016  
 Project: 0009 - 2016 CDBG Housing Rehabilitation  
 IDIS Activity: 3212 - U2016 Housing Rehabilitation

Status: Open Objective: Provide decent affordable housing  
 Location: Address Suppressed Outcome: Sustainability  
 Matrix Code: Rehab; Single-Unit Residential (14A) National Objective: LMH

Initial Funding Date: 02/07/2018

Description:

Program to provide assistance to income eligible homeowners to repair their homes.  
 Assistance would be provided in the form of a no-interest, deferred payment mortgage.  
 Once completed the property must meet property standards established by the County.

Financing

	Fund Type	Grant Year	Grant	Funded Amount	Drawn In Program Year	Drawn Thru Program Year
CDBG	EN	Pre-2015		\$40,729.22	\$0.00	\$0.00
		2014	B14UC260005		\$39,308.18	\$40,729.22
		2016	B16UC260005	\$76,636.18	\$67,773.92	\$67,773.92
Total	Total			\$117,365.40	\$107,082.10	\$108,503.14

Proposed Accomplishments

Housing Units : 6

Actual Accomplishments

Number assisted:

	Owner		Renter		Total		Person	
	Total	Hispanic	Total	Hispanic	Total	Hispanic	Total	Hispanic
White:	6	0	0	0	6	0	0	0
Black/African American:	0	0	0	0	0	0	0	0
Asian:	0	0	0	0	0	0	0	0
American Indian/Alaskan Native:	0	0	0	0	0	0	0	0
Native Hawaiian/Other Pacific Islander:	0	0	0	0	0	0	0	0
American Indian/Alaskan Native & White:	0	0	0	0	0	0	0	0
Asian White:	0	0	0	0	0	0	0	0
Black/African American & White:	0	0	0	0	0	0	0	0
American Indian/Alaskan Native & Black/African American:	0	0	0	0	0	0	0	0
Other multi-racial:	0	0	0	0	0	0	0	0
Asian/Pacific Islander:	0	0	0	0	0	0	0	0
Hispanic:	0	0	0	0	0	0	0	0





U.S. Department of Housing and Urban Development  
 Office of Community Planning and Development  
 Integrated Disbursement and Information System  
 CDBG Activity Summary Report (GPR) for Program Year 2019  
 MACOMB COUNTY

Date: 12-Nov-2020  
 Time: 10:38  
 Page: 9

Total:					6	0	0	0	6	0	0	0
Female-headed Households:					1		0		1			
Income Category:	Owner	Renter	Total	Person								
Extremely Low	2	0	2	0								
Low Mod	3	0	3	0								
Moderate	1	0	1	0								
Non Low Moderate	0	0	0	0								
Total	6	0	6	0								
Percent Low/Mod	100.0%		100.0%									

Annual Accomplishments

Years	Accomplishment Narrative	# Benefiting
2019	Funds have been committed and used for six projects. Two projects have multi year funds committed.	



U.S. Department of Housing and Urban Development  
 Office of Community Planning and Development  
 Integrated Disbursement and Information System  
 CDBG Activity Summary Report (GPR) for Program Year 2019  
 MACOMB COUNTY

Date: 12-Nov-2020  
 Time: 10:38  
 Page: 10

PGM Year: 2017  
 Project: 0008 - 2017 CDBG Housing Rehabilitation  
 IDIS Activity: 3213 - 2017 Housing Rehabilitation

Status: Open Objective: Provide decent affordable housing  
 Location: Address Suppressed Outcome: Sustainability  
 Matrix Code: Rehab; Single-Unit Residential (14A) National Objective: LMH

Initial Funding Date: 02/07/2018

Description:

Financing

	Fund Type	Grant Year	Grant	Funded Amount	Drawn In Program Year	Drawn Thru Program Year
CDBG	EN	2015	B15UC260005	\$153,069.34	\$98,222.43	\$98,222.43
		2016	B16UC260005	\$41,089.00	\$0.00	\$0.00
		2017	B17UC260005	\$180,884.82	\$0.00	\$15.00
<b>Total</b>	<b>Total</b>			<b>\$375,043.16</b>	<b>\$98,222.43</b>	<b>\$98,237.43</b>

Proposed Accomplishments

Housing Units : 14

Actual Accomplishments

Number assisted:	Owner		Renter		Total		Person	
	Total	Hispanic	Total	Hispanic	Total	Hispanic	Total	Hispanic
White:	7	0	0	0	7	0	0	0
Black/African American:	0	0	0	0	0	0	0	0
Asian:	0	0	0	0	0	0	0	0
American Indian/Alaskan Native:	0	0	0	0	0	0	0	0
Native Hawaiian/Other Pacific Islander:	0	0	0	0	0	0	0	0
American Indian/Alaskan Native & White:	0	0	0	0	0	0	0	0
Asian White:	0	0	0	0	0	0	0	0
Black/African American & White:	0	0	0	0	0	0	0	0
American Indian/Alaskan Native & Black/African American:	0	0	0	0	0	0	0	0
Other multi-racial:	1	0	0	0	1	0	0	0
Asian/Pacific Islander:	0	0	0	0	0	0	0	0
Hispanic:	0	0	0	0	0	0	0	0
<b>Total:</b>	<b>8</b>	<b>0</b>	<b>0</b>	<b>0</b>	<b>8</b>	<b>0</b>	<b>0</b>	<b>0</b>



U.S. Department of Housing and Urban Development  
 Office of Community Planning and Development  
 Integrated Disbursement and Information System  
 CDBG Activity Summary Report (GPR) for Program Year 2019  
 MACOMB COUNTY

Date: 12-Nov-2020  
 Time: 10:38  
 Page: 11

Female-headed Households:				1	0	1
Income Category:	Owner	Renter	Total	Person		
Extremely Low	4	0	4	0		
Low Mod	4	0	4	0		
Moderate	1	0	1	0		
Non Low Moderate	0	0	0	0		
Total	9	0	9	0		
Percent Low/Mod	100.0%		100.0%			

Annual Accomplishments

Years	Accomplishment Narrative	# Benefiting
2019	Five jobs have been completed for program year 2019 7/1/19-6/30/20.	
2020	8 jobs have been completed. Funds are committed to an 13 jobs with a expected completion date of 2020 program year.	



U.S. Department of Housing and Urban Development  
 Office of Community Planning and Development  
 Integrated Disbursement and Information System  
 CDBG Activity Summary Report (GPR) for Program Year 2019  
 MACOMB COUNTY

Date: 12-Nov-2020  
 Time: 10:38  
 Page: 12

PGM Year: 2016  
 Project: 0013 - 2016 CDBG Public Facilities and Infrastructure Improvements  
 IDIS Activity: 3231 - Eastpointe Street Reconstruction - Johnston Ave

Status: Completed 6/23/2020 12:00:00 AM      Objective: Create suitable living environments  
 Location: 16083 E 9 Mile Rd Eastpointe, MI 48021-2319      Outcome: Sustainability  
 Matrix Code: Street Improvements (03K)      National Objective: LMA

Initial Funding Date: 09/05/2018

Description:  
 Funds will be used for the reconstruction of Johnston Ave and adjacent sidewalks.  
 Financing

	Fund Type	Grant Year	Grant	Funded Amount	Drawn In Program Year	Drawn Thru Program Year
CDBG	EN	Pre-2015		\$328,252.13	\$0.00	\$0.00
		2014	B14UC260005		\$182,512.46	\$328,252.13
		2016	B16UC260005	\$21,747.87	\$0.00	\$21,747.87
<b>Total</b>	<b>Total</b>			<b>\$350,000.00</b>	<b>\$182,512.46</b>	<b>\$350,000.00</b>

Proposed Accomplishments  
 Total Population in Service Area: 2,455  
 Census Tract Percent Low / Mod: 54.99

Annual Accomplishments

Years	Accomplishment Narrative	# Benefiting
2018	Sidewalk portion of project completed in 2018, but paid from tie-barred IDIS #3174. Pay application #2 for residual 2018 work to pay in Jun 2019. Pay app #3 to pay in Jun 2019 for approx. 25% of street reconstruction work performed through May 12, 2019. Pay app #4 received June 12, 2019 for approx. 50% of street reconstruction through June 9, 2019, but awaiting labor paperwork from community.	
2019	Johnston Street sidewalks reconstructed in 2018 as part of this project. Street reconstruction occurred in calendar 2019. Approximately 75% of street work completed as of June, 2019. This project is tie barred to IDIS #3174. Job remained open due to punch list items in fall 2019 and finish landscaping in spring 2020.	



U.S. Department of Housing and Urban Development  
 Office of Community Planning and Development  
 Integrated Disbursement and Information System  
 CDBG Activity Summary Report (GPR) for Program Year 2019  
 MACOMB COUNTY

Date: 12-Nov-2020  
 Time: 10:38  
 Page: 13

PGM Year: 2016  
 Project: 0013 - 2016 CDBG Public Facilities and Infrastructure Improvements  
 IDIS Activity: 3234 - Fraser ADA Sidewalks

Status: Completed 8/20/2019 12:00:00 AM  
 Location: 33000 Garfield Rd Fraser, MI 48026-1858  
 Objective: Create suitable living environments  
 Outcome: Sustainability  
 Matrix Code: Sidewalks (03L)  
 National Objective: LMC

Initial Funding Date: 09/05/2018


Description:  
 Install handicapped curb cut sidewalks on Eveningside - Masonic to 13 Mile  
 Financing

	Fund Type	Grant Year	Grant	Funded Amount	Drawn In Program Year	Drawn Thru Program Year
CDBG	EN	2016	B16UC260005	\$100,000.00	\$0.00	\$100,000.00
<b>Total</b>	<b>Total</b>			<b>\$100,000.00</b>	<b>\$0.00</b>	<b>\$100,000.00</b>

Proposed Accomplishments

Actual Accomplishments

Number assisted:	Owner		Renter		Total		Person	
	Total	Hispanic	Total	Hispanic	Total	Hispanic	Total	Hispanic
White:	0	0	0	0	0	0	3,192	113
Black/African American:	0	0	0	0	0	0	299	0
Asian:	0	0	0	0	0	0	44	0
American Indian/Alaskan Native:	0	0	0	0	0	0	0	0
Native Hawaiian/Other Pacific Islander:	0	0	0	0	0	0	9	0
American Indian/Alaskan Native & White:	0	0	0	0	0	0	0	0
Asian White:	0	0	0	0	0	0	0	0
Black/African American & White:	0	0	0	0	0	0	0	0
American Indian/Alaskan Native & Black/African American:	0	0	0	0	0	0	0	0
Other multi-racial:	0	0	0	0	0	0	78	0
Asian/Pacific Islander:	0	0	0	0	0	0	0	0
Hispanic:	0	0	0	0	0	0	0	0
<b>Total:</b>	<b>0</b>	<b>0</b>	<b>0</b>	<b>0</b>	<b>0</b>	<b>0</b>	<b>3,622</b>	<b>113</b>
Female-headed Households:	0		0		0			
Income Category:	Owner	Renter	Total	Person				




U.S. Department of Housing and Urban Development  
Office of Community Planning and Development  
Integrated Disbursement and Information System  
CDBG Activity Summary Report (GPR) for Program Year 2019  
MACOMB COUNTY

Date: 12-Nov-2020  
Time: 10:38  
Page: 14

Extremely Low	0	0	0	0
Low Mod	0	0	0	3,622
Moderate	0	0	0	0
Non Low Moderate	0	0	0	0
Total	0	0	0	3,622
Percent Low/Mod				100.0%

Annual Accomplishments

Years	Accomplishment Narrative	# Benefiting
2018	ADA sidewalk ramp construction completed in PY 2018.	



U.S. Department of Housing and Urban Development  
 Office of Community Planning and Development  
 Integrated Disbursement and Information System  
 CDBG Activity Summary Report (GPR) for Program Year 2019  
 MACOMB COUNTY

Date: 12-Nov-2020  
 Time: 10:38  
 Page: 15

PGM Year: 2018  
 Project: 0006 - 2018 CDBG Administration  
 IDIS Activity: 3238 - 2018 CDBG General Program Administration

Status: Completed 1/23/2020 12:00:00 AM  
 Location: ,  
 Objective:  
 Outcome:  
 Matrix Code: General Program Administration (21A)      National Objective:

Initial Funding Date: 10/18/2018

Description:  
 Costs related to administration of the CDBG program.  
 Financing

	Fund Type	Grant Year	Grant	Funded Amount	Drawn In Program Year	Drawn Thru Program Year
CDBG	EN	2018	B18UC260005	\$310,296.17	\$98,290.31	\$310,296.17
	PI			\$17,957.84	\$17,870.00	\$17,957.84
<b>Total</b>	<b>Total</b>			<b>\$328,254.01</b>	<b>\$116,160.31</b>	<b>\$328,254.01</b>

Proposed Accomplishments

Actual Accomplishments

Number assisted:	Owner		Renter		Total		Person	
	Total	Hispanic	Total	Hispanic	Total	Hispanic	Total	Hispanic
White:					0	0		
Black/African American:					0	0		
Asian:					0	0		
American Indian/Alaskan Native:					0	0		
Native Hawaiian/Other Pacific Islander:					0	0		
American Indian/Alaskan Native & White:					0	0		
Asian White:					0	0		
Black/African American & White:					0	0		
American Indian/Alaskan Native & Black/African American:					0	0		
Other multi-racial:					0	0		
Asian/Pacific Islander:					0	0		
Hispanic:					0	0		
<b>Total:</b>	<b>0</b>	<b>0</b>	<b>0</b>	<b>0</b>	<b>0</b>	<b>0</b>	<b>0</b>	<b>0</b>
Female-headed Households:					0			



U.S. Department of Housing and Urban Development  
Office of Community Planning and Development  
Integrated Disbursement and Information System  
CDBG Activity Summary Report (GPR) for Program Year 2019  
MACOMB COUNTY


Date: 12-Nov-2020  
Time: 10:38  
Page: 16

Income Category:	Owner	Renter	Total	Person
Extremely Low			0	
Low Mod			0	
Moderate			0	
Non Low Moderate			0	
Total	0	0	0	0
Percent Low/Mod				

Annual Accomplishments

No data returned for this view. This might be because the applied filter excludes all data.





U.S. Department of Housing and Urban Development  
 Office of Community Planning and Development  
 Integrated Disbursement and Information System  
 CDBG Activity Summary Report (GPR) for Program Year 2019  
 MACOMB COUNTY

Date: 12-Nov-2020  
 Time: 10:38  
 Page: 17

PGM Year: 2018  
 Project: 0008 - 2018 CDBG Housing Rehabilitation Program Administration  
 IDIS Activity: 3239 - 2018 Housing Rehab Delivery

Status: Completed 12/18/2019 12:00:00 AM      Objective: Provide decent affordable housing  
 Location: 196 N Rose St 196 N Rose St Mount Clemens, MI 48043-1540      Outcome: Sustainability  
 Matrix Code: Rehabilitation Administration (14H)      National Objective: LMH

Initial Funding Date: 10/18/2018

Description:

All delivery costs (including staff, other direct costs, and service costs) directly related to carrying out housing rehabilitation activities. May include professional services, preparation of work specifications and work write-ups, application processing, and loan processing).

Financing

	Fund Type	Grant Year	Grant	Funded Amount	Drawn In Program Year	Drawn Thru Program Year
CDBG	EN	2018	B18UC260005	\$142,550.00	\$61,500.03	\$142,550.00
	PI			\$7,450.00	\$0.00	\$7,450.00
<b>Total</b>	<b>Total</b>			<b>\$150,000.00</b>	<b>\$61,500.03</b>	<b>\$150,000.00</b>

Proposed Accomplishments

Actual Accomplishments

Number assisted:

	Owner		Renter		Total		Person	
	Total	Hispanic	Total	Hispanic	Total	Hispanic	Total	Hispanic
White:	0	0	0	0	0	0	0	0
Black/African American:	0	0	0	0	0	0	0	0
Asian:	0	0	0	0	0	0	0	0
American Indian/Alaskan Native:	0	0	0	0	0	0	0	0
Native Hawaiian/Other Pacific Islander:	0	0	0	0	0	0	0	0
American Indian/Alaskan Native & White:	0	0	0	0	0	0	0	0
Asian White:	0	0	0	0	0	0	0	0
Black/African American & White:	0	0	0	0	0	0	0	0
American Indian/Alaskan Native & Black/African American:	0	0	0	0	0	0	0	0
Other multi-racial:	0	0	0	0	0	0	0	0
Asian/Pacific Islander:	0	0	0	0	0	0	0	0
Hispanic:	0	0	0	0	0	0	0	0
<b>Total:</b>	<b>0</b>	<b>0</b>	<b>0</b>	<b>0</b>	<b>0</b>	<b>0</b>	<b>0</b>	<b>0</b>
Female-headed Households:	0		0		0			




U.S. Department of Housing and Urban Development  
Office of Community Planning and Development  
Integrated Disbursement and Information System  
CDBG Activity Summary Report (GPR) for Program Year 2019  
MACOMB COUNTY

Date: 12-Nov-2020  
Time: 10:38  
Page: 18

Income Category:	Owner	Renter	Total	Person
Extremely Low	0	0	0	0
Low Mod	0	0	0	0
Moderate	0	0	0	0
Non Low Moderate	0	0	0	0
Total	0	0	0	0
Percent Low/Mod				

Annual Accomplishments

No data returned for this view. This might be because the applied filter excludes all data.



U.S. Department of Housing and Urban Development  
 Office of Community Planning and Development  
 Integrated Disbursement and Information System  
 CDBG Activity Summary Report (GPR) for Program Year 2019  
 MACOMB COUNTY

Date: 12-Nov-2020  
 Time: 10:38  
 Page: 19

PGM Year: 2018  
 Project: 0009 - 2018 CDBG Public Services  
 IDIS Activity: 3242 - 2018 Care House

Status: Completed 8/20/2019 12:00:00 AM  
 Location: 131 Market St Mount Clemens, MI 48043-1762  
 Objective: Create suitable living environments  
 Outcome: Availability/accessibility  
 Matrix Code: Abused and Neglected Children (05N) National Objective: LMC

Initial Funding Date: 10/19/2018

Description:

Care House will use CDBG funds to provide forensic interviews and family services to suspected victims of child abuse at a rate of \$600 per child.

Financing

	Fund Type	Grant Year	Grant	Funded Amount	Drawn In Program Year	Drawn Thru Program Year
CDBG	EN	2018	B18UC260005	\$24,016.84	\$0.00	\$24,016.84
	PI			\$2,400.00	\$0.00	\$2,400.00
<b>Total</b>	<b>Total</b>			<b>\$26,416.84</b>	<b>\$0.00</b>	<b>\$26,416.84</b>

Proposed Accomplishments

People (General) : 44

Actual Accomplishments

Number assisted:	Owner		Renter		Total		Person	
	Total	Hispanic	Total	Hispanic	Total	Hispanic	Total	Hispanic
White:	0	0	0	0	0	0	31	0
Black/African American:	0	0	0	0	0	0	5	0
Asian:	0	0	0	0	0	0	3	0
American Indian/Alaskan Native:	0	0	0	0	0	0	0	0
Native Hawaiian/Other Pacific Islander:	0	0	0	0	0	0	0	0
American Indian/Alaskan Native & White:	0	0	0	0	0	0	1	0
Asian White:	0	0	0	0	0	0	0	0
Black/African American & White:	0	0	0	0	0	0	4	0
American Indian/Alaskan Native & Black/African American:	0	0	0	0	0	0	0	0
Other multi-racial:	0	0	0	0	0	0	3	2
Asian/Pacific Islander:	0	0	0	0	0	0	0	0
Hispanic:	0	0	0	0	0	0	0	0
<b>Total:</b>	<b>0</b>	<b>0</b>	<b>0</b>	<b>0</b>	<b>0</b>	<b>0</b>	<b>47</b>	<b>2</b>
Female-headed Households:	0		0		0			

PR03 - MACOMB COUNTY

Page: 19 of 149




U.S. Department of Housing and Urban Development  
Office of Community Planning and Development  
Integrated Disbursement and Information System  
CDBG Activity Summary Report (GPR) for Program Year 2019  
MACOMB COUNTY

Date: 12-Nov-2020  
Time: 10:38  
Page: 20

Income Category:	Owner	Renter	Total	Person
Extremely Low	0	0	0	13
Low Mod	0	0	0	12
Moderate	0	0	0	22
Non Low Moderate	0	0	0	0
Total	0	0	0	47
Percent Low/Mod				100.0%

Annual Accomplishments

Years	Accomplishment Narrative	# Benefiting
2018	Care House used CDBG funds to provide forensic interviews and family services to suspected victims of child abuse at a rate of \$600 per child.	



U.S. Department of Housing and Urban Development  
 Office of Community Planning and Development  
 Integrated Disbursement and Information System  
 CDBG Activity Summary Report (GPR) for Program Year 2019  
 MACOMB COUNTY

Date: 12-Nov-2020  
 Time: 10:38  
 Page: 21

PGM Year: 2018  
 Project: 0006 - 2018 CDBG Administration  
 IDIS Activity: 3243 - 2018 Fair Housing Center of Metropolitan Detroit

Status: Completed 9/5/2019 12:00:00 AM  
 Location: ,  
 Objective:  
 Outcome:  
 Matrix Code: Fair Housing Activities (subject to 20% Admin Cap) (21D)  
 National Objective:

Initial Funding Date: 10/19/2018

Description:  
 CDBG funding will be used for investigations and training.  
 Financing

	Fund Type	Grant Year	Grant	Funded Amount	Drawn In Program Year	Drawn Thru Program Year
CDBG	EN	2018	B18UC260005	\$5,000.00	\$0.00	\$5,000.00
Total	Total			\$5,000.00	\$0.00	\$5,000.00

Proposed Accomplishments

Actual Accomplishments


Number assisted:	Owner		Renter		Total		Person	
	Total	Hispanic	Total	Hispanic	Total	Hispanic	Total	Hispanic
White:					0	0		
Black/African American:					0	0		
Asian:					0	0		
American Indian/Alaskan Native:					0	0		
Native Hawaiian/Other Pacific Islander:					0	0		
American Indian/Alaskan Native & White:					0	0		
Asian White:					0	0		
Black/African American & White:					0	0		
American Indian/Alaskan Native & Black/African American:					0	0		
Other multi-racial:					0	0		
Asian/Pacific Islander:					0	0		
Hispanic:					0	0		
Total:	0	0	0	0	0	0	0	0
Female-headed Households:					0			

Income Category:

	Owner	Renter	Total	Person
--	-------	--------	-------	--------

PR03 - MACOMB COUNTY

Page: 21 of 149




U.S. Department of Housing and Urban Development  
Office of Community Planning and Development  
Integrated Disbursement and Information System  
CDBG Activity Summary Report (GPR) for Program Year 2019  
MACOMB COUNTY

Date: 12-Nov-2020  
Time: 10:38  
Page: 22

Extremely Low			0	
Low Mod			0	
Moderate			0	
Non Low Moderate			0	
Total	0	0	0	0
Percent Low/Mod				

Annual Accomplishments

No data returned for this view. This might be because the applied filter excludes all data.



U.S. Department of Housing and Urban Development  
 Office of Community Planning and Development  
 Integrated Disbursement and Information System  
 CDBG Activity Summary Report (GPR) for Program Year 2019  
 MACOMB COUNTY

Date: 12-Nov-2020  
 Time: 10:38  
 Page: 23

PGM Year: 2018  
 Project: 0009 - 2018 CDBG Public Services  
 IDIS Activity: 3246 - 2018 Macomb County Warming Center

Status: Completed 7/10/2019 12:00:00 AM  
 Location: 2 Crocker Blvd Ste 201 Mount Clemens, MI 48043-2558  
 Objective: Create suitable living environments  
 Outcome: Availability/accessibility  
 Matrix Code: Operating Costs of Homeless/AIDS Patients Programs (03T)  
 National Objective: LMC

Initial Funding Date: 10/19/2018

Description:  
 The Macomb County Warming Center will provide night time shelter to the homeless for the winter months.  
 Financing

	Fund Type	Grant Year	Grant	Funded Amount	Drawn In Program Year	Drawn Thru Program Year
CDBG	EN	2018	B18UC260005	\$4,500.00	\$1,000.06	\$4,500.00
<b>Total</b>	<b>Total</b>			<b>\$4,500.00</b>	<b>\$1,000.06</b>	<b>\$4,500.00</b>

Proposed Accomplishments

People (General) : 38

Actual Accomplishments

Number assisted:	Owner		Renter		Total		Person	
	Total	Hispanic	Total	Hispanic	Total	Hispanic	Total	Hispanic
White:	0	0	0	0	0	0	56	1
Black/African American:	0	0	0	0	0	0	30	0
Asian:	0	0	0	0	0	0	0	0
American Indian/Alaskan Native:	0	0	0	0	0	0	0	0
Native Hawaiian/Other Pacific Islander:	0	0	0	0	0	0	0	0
American Indian/Alaskan Native & White:	0	0	0	0	0	0	0	0
Asian White:	0	0	0	0	0	0	0	0
Black/African American & White:	0	0	0	0	0	0	0	0
American Indian/Alaskan Native & Black/African American:	0	0	0	0	0	0	0	0
Other multi-racial:	0	0	0	0	0	0	0	0
Asian/Pacific Islander:	0	0	0	0	0	0	0	0
Hispanic:	0	0	0	0	0	0	0	0
<b>Total:</b>	<b>0</b>	<b>0</b>	<b>0</b>	<b>0</b>	<b>0</b>	<b>0</b>	<b>86</b>	<b>1</b>
Female-headed Households:	0		0		0			



U.S. Department of Housing and Urban Development  
Office of Community Planning and Development  
Integrated Disbursement and Information System  
CDBG Activity Summary Report (GPR) for Program Year 2019  
MACOMB COUNTY


Date: 12-Nov-2020  
Time: 10:38  
Page: 24

Income Category:	Owner	Renter	Total	Person
Extremely Low	0	0	0	86
Low Mod	0	0	0	0
Moderate	0	0	0	0
Non Low Moderate	0	0	0	0
Total	0	0	0	86
Percent Low/Mod				100.0%

Annual Accomplishments

Years	Accomplishment Narrative	# Benefiting
2018	86 people were provided with emergency night time shelter.  Please see activity #3277 for additional people that may have been served with NOFA funding. These people were not reported so there would not be duplicate people served.	





U.S. Department of Housing and Urban Development  
 Office of Community Planning and Development  
 Integrated Disbursement and Information System  
 CDBG Activity Summary Report (GPR) for Program Year 2019  
 MACOMB COUNTY

Date: 12-Nov-2020  
 Time: 10:38  
 Page: 25

PGM Year: 2018  
 Project: 0009 - 2018 CDBG Public Services  
 IDIS Activity: 3247 - 2018 MCA Senior Chore Program

Status: Completed 8/20/2019 12:00:00 AM Objective: Create suitable living environments  
 Location: 21885 Dunham Rd Ste 10 Clinton Township, MI 48036-1030 Outcome: Sustainability  
 Matrix Code: Senior Services (05A) National Objective: LMC

Initial Funding Date: 10/19/2018

Description:  
 Lawn cutting, snow removal and odd jobs will be done for low income seniors and persons with disabilities.  
 Financing

	Fund Type	Grant Year	Grant	Funded Amount	Drawn In Program Year	Drawn Thru Program Year
CDBG	EN	2018	B18UC260005	\$44,035.38	\$0.00	\$44,035.38
	PI			\$5,955.16	\$0.00	\$5,955.16
<b>Total</b>	<b>Total</b>			<b>\$49,990.54</b>	<b>\$0.00</b>	<b>\$49,990.54</b>

Proposed Accomplishments

People (General) : 150

Actual Accomplishments

Number assisted:	Owner		Renter		Total		Person	
	Total	Hispanic	Total	Hispanic	Total	Hispanic	Total	Hispanic
White:	0	0	0	0	0	0	169	0
Black/African American:	0	0	0	0	0	0	20	0
Asian:	0	0	0	0	0	0	0	0
American Indian/Alaskan Native:	0	0	0	0	0	0	1	0
Native Hawaiian/Other Pacific Islander:	0	0	0	0	0	0	0	0
American Indian/Alaskan Native & White:	0	0	0	0	0	0	0	0
Asian White:	0	0	0	0	0	0	0	0
Black/African American & White:	0	0	0	0	0	0	0	0
American Indian/Alaskan Native & Black/African American:	0	0	0	0	0	0	0	0
Other multi-racial:	0	0	0	0	0	0	0	0
Asian/Pacific Islander:	0	0	0	0	0	0	0	0
Hispanic:	0	0	0	0	0	0	0	0
<b>Total:</b>	<b>0</b>	<b>0</b>	<b>0</b>	<b>0</b>	<b>0</b>	<b>0</b>	<b>190</b>	<b>0</b>
Female-headed Households:	0		0		0			

PR03 - MACOMB COUNTY

Page: 25 of 149



U.S. Department of Housing and Urban Development  
Office of Community Planning and Development  
Integrated Disbursement and Information System  
CDBG Activity Summary Report (GPR) for Program Year 2019  
MACOMB COUNTY

Date: 12-Nov-2020  
Time: 10:38  
Page: 26

Income Category:	Owner	Renter	Total	Person
Extremely Low	0	0	0	0
Low Mod	0	0	0	136
Moderate	0	0	0	54
Non Low Moderate	0	0	0	0
Total	0	0	0	190
Percent Low/Mod				100.0%

Annual Accomplishments

Years	Accomplishment Narrative	# Benefiting
2018	During the program year, 190 LMI seniors and people with disabilities were assisted with chore services.	



U.S. Department of Housing and Urban Development  
 Office of Community Planning and Development  
 Integrated Disbursement and Information System  
 CDBG Activity Summary Report (GPR) for Program Year 2019  
 MACOMB COUNTY

Date: 12-Nov-2020  
 Time: 10:38  
 Page: 27

PGM Year: 2018  
 Project: 0009 - 2018 CDBG Public Services  
 IDIS Activity: 3248 - 2018 MCREST

Status: Completed 11/13/2019 12:00:00 AM  
 Location: 20415 Erin St Roseville, MI 48066-4535  
 Objective: Create suitable living environments  
 Outcome: Availability/accessibility  
 Matrix Code: Operating Costs of Homeless/AIDS Patients Programs (03T)  
 National Objective: LMC

Initial Funding Date: 10/19/2018

Description:

Funds will be used to shelter homeless people through a program which rotates through churches weekly.  
 The cost of each shelter night is \$9.

Financing

	Fund Type	Grant Year	Grant	Funded Amount	Drawn In Program Year	Drawn Thru Program Year
CDBG	EN	2018	B18UC260005	\$11,257.00	\$0.00	\$11,257.00
Total	Total			\$11,257.00	\$0.00	\$11,257.00

Proposed Accomplishments

People (General) : 103

Actual Accomplishments

Number assisted:

	Owner		Renter		Total		Person	
	Total	Hispanic	Total	Hispanic	Total	Hispanic	Total	Hispanic
White:	0	0	0	0	0	0	121	0
Black/African American:	0	0	0	0	0	0	135	0
Asian:	0	0	0	0	0	0	0	0
American Indian/Alaskan Native:	0	0	0	0	0	0	0	0
Native Hawaiian/Other Pacific Islander:	0	0	0	0	0	0	0	0
American Indian/Alaskan Native & White:	0	0	0	0	0	0	0	0
Asian White:	0	0	0	0	0	0	0	0
Black/African American & White:	0	0	0	0	0	0	0	0
American Indian/Alaskan Native & Black/African American:	0	0	0	0	0	0	0	0
Other multi-racial:	0	0	0	0	0	0	10	0
Asian/Pacific Islander:	0	0	0	0	0	0	0	0
Hispanic:	0	0	0	0	0	0	0	0
Total:	0	0	0	0	0	0	266	0
Female-headed Households:	0		0		0			

PR03 - MACOMB COUNTY

Page: 27 of 149



U.S. Department of Housing and Urban Development  
Office of Community Planning and Development  
Integrated Disbursement and Information System  
CDBG Activity Summary Report (GPR) for Program Year 2019  
MACOMB COUNTY

Date: 12-Nov-2020  
Time: 10:38  
Page: 28

Income Category:	Owner	Renter	Total	Person
Extremely Low	0	0	0	266
Low Mod	0	0	0	0
Moderate	0	0	0	0
Non Low Moderate	0	0	0	0
Total	0	0	0	266
Percent Low/Mod				100.0%

Annual Accomplishments

Years	Accomplishment Narrative	# Benefiting
2018	266 homeless people were provided with shelter.  Please see activity #3278 for additional people that may have been served with NOFA funding. These people were not reported so there would not be duplicate people served.	



U.S. Department of Housing and Urban Development  
 Office of Community Planning and Development  
 Integrated Disbursement and Information System  
 CDBG Activity Summary Report (GPR) for Program Year 2019  
 MACOMB COUNTY

Date: 12-Nov-2020  
 Time: 10:38  
 Page: 29

PGM Year: 2018  
 Project: 0009 - 2018 CDBG Public Services  
 IDIS Activity: 3252 - 2018 Wigs 4 Kids

Status: Completed 7/10/2019 12:00:00 AM  
 Location: 30126 Harper Ave St Clair Shores, MI 48082-1648  
 Objective: Create suitable living environments  
 Outcome: Availability/accessibility  
 Matrix Code: Youth Services (05D)  
 National Objective: LMC

Initial Funding Date: 10/19/2018

Description:  
 Provide wigs to children from income eligible families that are experiencing hair loss due to medical issues.  
 Financing


	Fund Type	Grant Year	Grant	Funded Amount	Drawn In Program Year	Drawn Thru Program Year
CDBG	EN	2018	B18UC260005	\$3,000.00	\$2,000.00	\$3,000.00
Total	Total			\$3,000.00	\$2,000.00	\$3,000.00

Proposed Accomplishments

People (General) : 5

Actual Accomplishments

Number assisted:	Owner		Renter		Total		Person	
	Total	Hispanic	Total	Hispanic	Total	Hispanic	Total	Hispanic
White:	0	0	0	0	0	0	2	0
Black/African American:	0	0	0	0	0	0	1	0
Asian:	0	0	0	0	0	0	0	0
American Indian/Alaskan Native:	0	0	0	0	0	0	0	0
Native Hawaiian/Other Pacific Islander:	0	0	0	0	0	0	0	0
American Indian/Alaskan Native & White:	0	0	0	0	0	0	0	0
Asian White:	0	0	0	0	0	0	0	0
Black/African American & White:	0	0	0	0	0	0	0	0
American Indian/Alaskan Native & Black/African American:	0	0	0	0	0	0	0	0
Other multi-racial:	0	0	0	0	0	0	0	0
Asian/Pacific Islander:	0	0	0	0	0	0	0	0
Hispanic:	0	0	0	0	0	0	0	0
Total:	0	0	0	0	0	0	3	0
Female-headed Households:	0		0		0			



U.S. Department of Housing and Urban Development  
Office of Community Planning and Development  
Integrated Disbursement and Information System  
CDBG Activity Summary Report (GPR) for Program Year 2019  
MACOMB COUNTY

Date: 12-Nov-2020  
Time: 10:38  
Page: 30

Income Category:	Owner	Renter	Total	Person
Extremely Low	0	0	0	1
Low Mod	0	0	0	0
Moderate	0	0	0	2
Non Low Moderate	0	0	0	0
Total	0	0	0	3
Percent Low/Mod				100.0%

Annual Accomplishments

Years	Accomplishment Narrative	# Benefiting
2018	Provided 3 children with alopecia or cancer with a wig.	



U.S. Department of Housing and Urban Development  
 Office of Community Planning and Development  
 Integrated Disbursement and Information System  
 CDBG Activity Summary Report (GPR) for Program Year 2019  
 MACOMB COUNTY

Date: 12-Nov-2020  
 Time: 10:38  
 Page: 31

PGM Year: 2018  
 Project: 0009 - 2018 CDBG Public Services  
 IDIS Activity: 3253 - 2018 Turning Point

Status: Completed 8/20/2019 12:00:00 AM  
 Location: PO Box 1123 Mount Clemens, MI 48046-1123  
 Objective: Create suitable living environments  
 Outcome: Availability/accessibility  
 Matrix Code: Services for victims of domestic violence, dating violence, sexual assault or stalking (05G)  
 National Objective: LMC

Initial Funding Date: 10/19/2018

Description:  
 Turning Point provides shelter to women who are homeless due to domestic violence and/or sexual assault.  
 Funding will be used to provide shelter nights.  
 Financing

	Fund Type	Grant Year	Grant	Funded Amount	Drawn In Program Year	Drawn Thru Program Year
CDBG	EN	2018	B18UC260005	\$11,956.83	\$0.00	\$11,956.83
<b>Total</b>	<b>Total</b>			<b>\$11,956.83</b>	<b>\$0.00</b>	<b>\$11,956.83</b>

Proposed Accomplishments

People (General) : 30

Actual Accomplishments

Number assisted:

	Owner		Renter		Total		Person	
	Total	Hispanic	Total	Hispanic	Total	Hispanic	Total	Hispanic
White:	0	0	0	0	0	0	10	0
Black/African American:	0	0	0	0	0	0	7	0
Asian:	0	0	0	0	0	0	0	0
American Indian/Alaskan Native:	0	0	0	0	0	0	0	0
Native Hawaiian/Other Pacific Islander:	0	0	0	0	0	0	0	0
American Indian/Alaskan Native & White:	0	0	0	0	0	0	0	0
Asian White:	0	0	0	0	0	0	0	0
Black/African American & White:	0	0	0	0	0	0	0	0
American Indian/Alaskan Native & Black/African American:	0	0	0	0	0	0	0	0
Other multi-racial:	0	0	0	0	0	0	7	0
Asian/Pacific Islander:	0	0	0	0	0	0	0	0
Hispanic:	0	0	0	0	0	0	0	0
<b>Total:</b>	<b>0</b>	<b>0</b>	<b>0</b>	<b>0</b>	<b>0</b>	<b>0</b>	<b>24</b>	<b>0</b>
Female-headed Households:	0		0		0			

PR03 - MACOMB COUNTY

Page: 31 of 149



U.S. Department of Housing and Urban Development  
Office of Community Planning and Development  
Integrated Disbursement and Information System  
CDBG Activity Summary Report (GPR) for Program Year 2019  
MACOMB COUNTY


Date: 12-Nov-2020  
Time: 10:38  
Page: 32

Income Category:	Owner	Renter	Total	Person
Extremely Low	0	0	0	22
Low Mod	0	0	0	2
Moderate	0	0	0	0
Non Low Moderate	0	0	0	0
Total	0	0	0	24
Percent Low/Mod				100.0%

Annual Accomplishments

Years	Accomplishment Narrative	# Benefiting
2018	Provided 24 victims of domestic violence and/or sexual assault with shelter. Accomplishment level differed from the number of proposed units because the number of shelter nights provided to each person varied.	





U.S. Department of Housing and Urban Development  
 Office of Community Planning and Development  
 Integrated Disbursement and Information System  
 CDBG Activity Summary Report (GPR) for Program Year 2019  
 MACOMB COUNTY

Date: 12-Nov-2020  
 Time: 10:38  
 Page: 33

PGM Year: 2018  
 Project: 0009 - 2018 CDBG Public Services  
 IDIS Activity: 3254 - 2018 Detroit Rescue Mission - Lighthouse Food Bank

Status: Completed 8/20/2019 12:00:00 AM Objective: Create suitable living environments  
 Location: 28571 Gratiot Ave Roseville, MI 48066-4211 Outcome: Availability/accessibility  
 Matrix Code: Food Banks (05W) National Objective: LMC

Initial Funding Date: 10/19/2018

Description:  
 Detroit Rescue Mission - Lighthouse Food Bank provides food to families in need.  
 The CDBG funding will be used to pay for intake worker wages.

	Fund Type	Grant Year	Grant	Funded Amount	Drawn In Program Year	Drawn Thru Program Year
CDBG	EN	2018	B18UC260005	\$1,120.00	\$0.00	\$1,120.00
Total	Total			\$1,120.00	\$0.00	\$1,120.00

Proposed Accomplishments  
 People (General) : 263

Actual Accomplishments

Number assisted:	Owner		Renter		Total		Person	
	Total	Hispanic	Total	Hispanic	Total	Hispanic	Total	Hispanic
White:	0	0	0	0	0	0	340	0
Black/African American:	0	0	0	0	0	0	211	0
Asian:	0	0	0	0	0	0	0	0
American Indian/Alaskan Native:	0	0	0	0	0	0	0	0
Native Hawaiian/Other Pacific Islander:	0	0	0	0	0	0	0	0
American Indian/Alaskan Native & White:	0	0	0	0	0	0	3	0
Asian White:	0	0	0	0	0	0	0	0
Black/African American & White:	0	0	0	0	0	0	0	0
American Indian/Alaskan Native & Black/African American:	0	0	0	0	0	0	0	0
Other multi-racial:	0	0	0	0	0	0	22	0
Asian/Pacific Islander:	0	0	0	0	0	0	0	0
Hispanic:	0	0	0	0	0	0	0	0
Total:	0	0	0	0	0	0	576	0
Female-headed Households:	0		0		0			

PR03 - MACOMB COUNTY

Page: 33 of 149



U.S. Department of Housing and Urban Development  
Office of Community Planning and Development  
Integrated Disbursement and Information System  
CDBG Activity Summary Report (GPR) for Program Year 2019  
MACOMB COUNTY

Date: 12-Nov-2020  
Time: 10:38  
Page: 34

Income Category:	Owner	Renter	Total	Person
Extremely Low	0	0	0	508
Low Mod	0	0	0	49
Moderate	0	0	0	19
Non Low Moderate	0	0	0	0
Total	0	0	0	576
Percent Low/Mod				100.0%

Annual Accomplishments

Years	Accomplishment Narrative	# Benefiting
2018	576 people received food services and referrals.	



U.S. Department of Housing and Urban Development  
 Office of Community Planning and Development  
 Integrated Disbursement and Information System  
 CDBG Activity Summary Report (GPR) for Program Year 2019  
 MACOMB COUNTY

Date: 12-Nov-2020  
 Time: 10:38  
 Page: 35

PGM Year: 2018  
 Project: 0009 - 2018 CDBG Public Services  
 IDIS Activity: 3255 - Interfaith Volunteer Caregivers - Safe at Home

Status: Completed 8/20/2019 12:00:00 AM      Objective: Create suitable living environments  
 Location: 8075 Ritter Center Line, MI 48015-1430      Outcome: Sustainability  
 Matrix Code: Senior Services (05A)      National Objective: LMC

Initial Funding Date: 10/19/2018

Description:  
 Provide administration and program support for the chore service program which provides services to seniors and physically challenged adults to help them remain safely in their home.  
 Financing

	Fund Type	Grant Year	Grant	Funded Amount	Drawn In Program Year	Drawn Thru Program Year
CDBG	EN	2018	B18UC260005	\$2,199.39	\$0.00	\$2,199.39
<b>Total</b>	<b>Total</b>			<b>\$2,199.39</b>	<b>\$0.00</b>	<b>\$2,199.39</b>

Proposed Accomplishments

People (General) : 29

Actual Accomplishments

Number assisted:	Owner		Renter		Total		Person	
	Total	Hispanic	Total	Hispanic	Total	Hispanic	Total	Hispanic
White:	0	0	0	0	0	0	30	0
Black/African American:	0	0	0	0	0	0	3	0
Asian:	0	0	0	0	0	0	0	0
American Indian/Alaskan Native:	0	0	0	0	0	0	1	0
Native Hawaiian/Other Pacific Islander:	0	0	0	0	0	0	0	0
American Indian/Alaskan Native & White:	0	0	0	0	0	0	0	0
Asian White:	0	0	0	0	0	0	1	0
Black/African American & White:	0	0	0	0	0	0	0	0
American Indian/Alaskan Native & Black/African American:	0	0	0	0	0	0	0	0
Other multi-racial:	0	0	0	0	0	0	2	0
Asian/Pacific Islander:	0	0	0	0	0	0	0	0
Hispanic:	0	0	0	0	0	0	0	0
<b>Total:</b>	<b>0</b>	<b>0</b>	<b>0</b>	<b>0</b>	<b>0</b>	<b>0</b>	<b>37</b>	<b>0</b>
Female-headed Households:	0		0		0			



U.S. Department of Housing and Urban Development  
Office of Community Planning and Development  
Integrated Disbursement and Information System  
CDBG Activity Summary Report (GPR) for Program Year 2019  
MACOMB COUNTY

Date: 12-Nov-2020  
Time: 10:38  
Page: 36

Income Category:	Owner	Renter	Total	Person
Extremely Low	0	0	0	10
Low Mod	0	0	0	24
Moderate	0	0	0	3
Non Low Moderate	0	0	0	0
Total	0	0	0	37
Percent Low/Mod				100.0%

Annual Accomplishments

Years	Accomplishment Narrative	# Benefiting
2018	Interfaith Volunteer Caregivers assisted 37 LMI people through their chore service program. Funds were used to pay for administering the chore program.	



U.S. Department of Housing and Urban Development  
 Office of Community Planning and Development  
 Integrated Disbursement and Information System  
 CDBG Activity Summary Report (GPR) for Program Year 2019  
 MACOMB COUNTY

Date: 12-Nov-2020  
 Time: 10:38  
 Page: 37

PGM Year: 2018  
 Project: 0009 - 2018 CDBG Public Services  
 IDIS Activity: 3261 - 2018 Macomb Township Senior Center Activities

Status: Completed 8/20/2019 12:00:00 AM      Objective: Create suitable living environments  
 Location: 51210 Alma Rd Macomb Township, MI 48042-5689      Outcome: Availability/accessibility  
 Matrix Code: Senior Services (05A)      National Objective: LMC

Initial Funding Date: 11/20/2018

Description:

Funding to be used for wages, building services, maintenance, and miscellaneous equipment and services.  
 Supplies and refreshments for senior citizen programs and events as applicable, eligible, and not funded by other outside means may also be charged to this activity.  
 Financing

	Fund Type	Grant Year	Grant	Funded Amount	Drawn In Program Year	Drawn Thru Program Year
CDBG	EN	2018	B18UC260005	\$15,712.62	\$0.00	\$15,712.62
	PI			\$9,287.18	\$0.00	\$9,287.18
<b>Total</b>	<b>Total</b>			<b>\$24,999.80</b>	<b>\$0.00</b>	<b>\$24,999.80</b>


Proposed Accomplishments

People (General) : 445

Actual Accomplishments

Number assisted:

	Owner		Renter		Total		Person	
	Total	Hispanic	Total	Hispanic	Total	Hispanic	Total	Hispanic
White:	0	0	0	0	0	0	557	0
Black/African American:	0	0	0	0	0	0	2	0
Asian:	0	0	0	0	0	0	2	0
American Indian/Alaskan Native:	0	0	0	0	0	0	0	0
Native Hawaiian/Other Pacific Islander:	0	0	0	0	0	0	1	0
American Indian/Alaskan Native & White:	0	0	0	0	0	0	0	0
Asian White:	0	0	0	0	0	0	0	0
Black/African American & White:	0	0	0	0	0	0	0	0
American Indian/Alaskan Native & Black/African American:	0	0	0	0	0	0	0	0
Other multi-racial:	0	0	0	0	0	0	1	0
Asian/Pacific Islander:	0	0	0	0	0	0	0	0
Hispanic:	0	0	0	0	0	0	0	0
<b>Total:</b>	<b>0</b>	<b>0</b>	<b>0</b>	<b>0</b>	<b>0</b>	<b>0</b>	<b>563</b>	<b>0</b>



U.S. Department of Housing and Urban Development  
 Office of Community Planning and Development  
 Integrated Disbursement and Information System  
 CDBG Activity Summary Report (GPR) for Program Year 2019  
 MACOMB COUNTY

Date: 12-Nov-2020  
 Time: 10:38  
 Page: 38

Female-headed Households:			0	0	0
Income Category:					
	Owner	Renter	Total		Person
Extremely Low	0	0	0		0
Low Mod	0	0	0		0
Moderate	0	0	0		563
Non Low Moderate	0	0	0		0
Total	0	0	0		563
Percent Low/Mod					100.0%

Annual Accomplishments

Years	Accomplishment Narrative	# Benefiting
2018	July-Sep 2018: 251 seniors accessed CDBG-funded services at the Macomb Twp Senior Center. Oct-Dec 2018: 385 seniors accessed CDBG-funded services. Jan-Mar 2019: 459 seniors cumulatively accessed CDBG-funded services. Apr-Jun 2019: 563 seniors cumulatively accessed CDBG-funded services.	



U.S. Department of Housing and Urban Development  
 Office of Community Planning and Development  
 Integrated Disbursement and Information System  
 CDBG Activity Summary Report (GPR) for Program Year 2019  
 MACOMB COUNTY

Date: 12-Nov-2020  
 Time: 10:38  
 Page: 39

PGM Year: 2018  
 Project: 0010 - 2018 CDBG Public Facilities & Infrastructure  
 IDIS Activity: 3262 - 2018 Macomb Township Senior Center Improvements

Status: Canceled 8/2/2019 12:00:00 AM Objective: Create suitable living environments  
 Location: 51210 Alma Rd Macomb Township, MI 48042-5689 Outcome: Availability/accessibility  
 Matrix Code: Senior Centers (03A) National Objective: LMC

Initial Funding Date: 11/20/2018

Description:  
 Improvements will include replacing existing asphalt parking lot with concrete and, if funds remain, interior renovations.  
 Financing

No data returned for this view. This might be because the applied filter excludes all data.

Proposed Accomplishments

Public Facilities : 1

Actual Accomplishments

Number assisted:

	Owner		Renter		Total		Person	
	Total	Hispanic	Total	Hispanic	Total	Hispanic	Total	Hispanic
White:	0	0	0	0	0	0	0	0
Black/African American:	0	0	0	0	0	0	0	0
Asian:	0	0	0	0	0	0	0	0
American Indian/Alaskan Native:	0	0	0	0	0	0	0	0
Native Hawaiian/Other Pacific Islander:	0	0	0	0	0	0	0	0
American Indian/Alaskan Native & White:	0	0	0	0	0	0	0	0
Asian White:	0	0	0	0	0	0	0	0
Black/African American & White:	0	0	0	0	0	0	0	0
American Indian/Alaskan Native & Black/African American:	0	0	0	0	0	0	0	0
Other multi-racial:	0	0	0	0	0	0	0	0
Asian/Pacific Islander:	0	0	0	0	0	0	0	0



U.S. Department of Housing and Urban Development  
Office of Community Planning and Development  
Integrated Disbursement and Information System  
CDBG Activity Summary Report (GPR) for Program Year 2019  
MACOMB COUNTY


Date: 12-Nov-2020  
Time: 10:38  
Page: 40

Hispanic:	0	0	0	0	0	0	0	0
Total:	0	0	0	0	0	0	0	0
Female-headed Households:	0		0		0			
Income Category:	Owner	Renter	Total	Person				
Extremely Low	0	0	0	0				
Low Mod	0	0	0	0				
Moderate	0	0	0	0				
Non Low Moderate	0	0	0	0				
Total	0	0	0	0				
Percent Low/Mod								

Annual Accomplishments

No data returned for this view. This might be because the applied filter excludes all data.





U.S. Department of Housing and Urban Development  
 Office of Community Planning and Development  
 Integrated Disbursement and Information System  
 CDBG Activity Summary Report (GPR) for Program Year 2019  
 MACOMB COUNTY

Date: 12-Nov-2020  
 Time: 10:38  
 Page: 41

PGM Year: 2018  
 Project: 0008 - 2018 CDBG Housing Rehabilitation Program Administration  
 IDIS Activity: 3264 - 2018 Minor Home Repair

Status: Open Objective: Provide decent affordable housing  
 Location: Address Suppressed Outcome: Sustainability  
 Matrix Code: Rehab; Single-Unit Residential (14A) National Objective: LMH

Initial Funding Date: 11/20/2018

Description:

Funding will be used to provide eligible owner-occupants of housing with assistance to make minor home repairs.  
 The service area for this activity includes Armada Township, Armada Village, Mount Clemens, Shelby Township, Washington Township, and New Haven.  
 Assistance will be limited to \$500 per household.  
 Budget includes project delivery costs.

	Fund Type	Grant Year	Grant	Funded Amount	Drawn In Program Year	Drawn Thru Program Year
CDBG	EN	2018	B18UC260005	\$109,309.00	\$19,516.26	\$48,020.56
Total	Total			\$109,309.00	\$19,516.26	\$48,020.56

Proposed Accomplishments

Housing Units : 140

Actual Accomplishments

Number assisted:

	Owner		Renter		Total		Person	
	Total	Hispanic	Total	Hispanic	Total	Hispanic	Total	Hispanic
White:	50	0	0	0	50	0	0	0
Black/African American:	13	0	0	0	13	0	0	0
Asian:	1	0	0	0	1	0	0	0
American Indian/Alaskan Native:	0	0	0	0	0	0	0	0
Native Hawaiian/Other Pacific Islander:	0	0	0	0	0	0	0	0
American Indian/Alaskan Native & White:	0	0	0	0	0	0	0	0
Asian White:	0	0	0	0	0	0	0	0
Black/African American & White:	0	0	0	0	0	0	0	0
American Indian/Alaskan Native & Black/African American:	0	0	0	0	0	0	0	0
Other multi-racial:	0	0	0	0	0	0	0	0
Asian/Pacific Islander:	0	0	0	0	0	0	0	0
Hispanic:	0	0	0	0	0	0	0	0
Total:	64	0	0	0	64	0	0	0

PR03 - MACOMB COUNTY

Page: 41 of 149



U.S. Department of Housing and Urban Development  
 Office of Community Planning and Development  
 Integrated Disbursement and Information System  
 CDBG Activity Summary Report (GPR) for Program Year 2019  
 MACOMB COUNTY

Date: 12-Nov-2020  
 Time: 10:38  
 Page: 42

Female-headed Households:			46	0	46
Income Category:	Owner	Renter	Total	Person	
Extremely Low	42	0	42	0	
Low Mod	16	0	16	0	
Moderate	6	0	6	0	
Non Low Moderate	0	0	0	0	
Total	64	0	64	0	
Percent Low/Mod	100.0%		100.0%		

Annual Accomplishments

Years	Accomplishment Narrative	# Benefiting
2018	Funding will be used to provide eligible owner-occupants of housing with assistance to make minor home repairs. The service area for this activity includes Armada Township, Armada Village, Mount Clemens, Shelby Township, Washington Township, and New Haven. Assistance will be limited to \$500 per household. Budget includes project delivery costs.	



U.S. Department of Housing and Urban Development  
 Office of Community Planning and Development  
 Integrated Disbursement and Information System  
 CDBG Activity Summary Report (GPR) for Program Year 2019  
 MACOMB COUNTY

Date: 12-Nov-2020  
 Time: 10:38  
 Page: 43

PGM Year: 2018  
 Project: 0010 - 2018 CDBG Public Facilities & Infrastructure  
 IDIS Activity: 3287 - Chesterfield Sidewalks

Status: Completed 6/24/2020 12:00:00 AM  
 Location: 47275 Sugarbush Rd Chesterfield, MI 48047-5156  
 Objective: Create suitable living environments  
 Outcome: Availability/accessibility  
 Matrix Code: Sidewalks (03L) National Objective: LMA

Initial Funding Date: 03/07/2019

Description:  
 CDBG funds will be used to build new and replace old sidewalks along the south side of 24 Mile Road between Gratiot Avenue and North Foster Road.  
 Financing

	Fund Type	Grant Year	Grant	Funded Amount	Drawn In Program Year	Drawn Thru Program Year
CDBG	EN	2018	B18UC260005	\$62,217.00	\$62,217.00	\$62,217.00
Total	Total			\$62,217.00	\$62,217.00	\$62,217.00

Proposed Accomplishments  
 People (General) : 3,205  
 Total Population in Service Area: 3,115  
 Census Tract Percent Low / Mod: 57.14

Annual Accomplishments

Years	Accomplishment Narrative	# Benefitting
2018	Project out for bids as of June 30, 2019.	
2019	CDBG funds were used to build new and replace old sidewalks along the south side of 24 Mile Road between Gratiot Avenue and North Foster Road.	



U.S. Department of Housing and Urban Development  
 Office of Community Planning and Development  
 Integrated Disbursement and Information System  
 CDBG Activity Summary Report (GPR) for Program Year 2019  
 MACOMB COUNTY

Date: 12-Nov-2020  
 Time: 10:38  
 Page: 44

PGM Year: 2018  
 Project: 0010 - 2018 CDBG Public Facilities & Infrastructure  
 IDIS Activity: 3288 - Eastpointe Roxana Park Improvement Project

Status: Completed 12/18/2019 12:00:00 AM      Objective: Create suitable living environments  
 Location: 23200 Gratiot Ave Eastpointe, MI 48021-1651      Outcome: Availability/accessibility  
 Matrix Code: Parks, Recreational Facilities (03F)      National Objective: LMA

Initial Funding Date: 03/07/2019

Description:

This project includes improvements to Roxana Park. Proposed improvements include a new play structure, picnic tables, drinking fountain, electrical for the pavilion and a new paved walkway to the pavilion.

Financing

	Fund Type	Grant Year	Grant	Funded Amount	Drawn In Program Year	Drawn Thru Program Year
CDBG	EN	2018	B18UC260005	\$105,887.00	\$105,887.00	\$105,887.00
Total	Total			\$105,887.00	\$105,887.00	\$105,887.00

Proposed Accomplishments

Public Facilities : 1  
 Total Population in Service Area: 8,390  
 Census Tract Percent Low / Mod: 51.31

Annual Accomplishments

Years	Accomplishment Narrative	# Benefitting
2018	Project bid process completed in 2018. Construction to begin August, 2019.	
2019	Construction completed, ribbon cutting held September 2019. Final project design, which was selected by the residents, included a play structure, benches, and swings.	



U.S. Department of Housing and Urban Development  
 Office of Community Planning and Development  
 Integrated Disbursement and Information System  
 CDBG Activity Summary Report (GPR) for Program Year 2019  
 MACOMB COUNTY

Date: 12-Nov-2020  
 Time: 10:38  
 Page: 45

PGM Year: 2018  
 Project: 0010 - 2018 CDBG Public Facilities & Infrastructure  
 IDIS Activity: 3289 - Harrison Township Sidewalk Project

Status: Completed 1/24/2020 12:00:00 AM  
 Location: 38151 Lanse Creuse St Harrison Township, MI 48045-3479  
 Objective: Create suitable living environments  
 Outcome: Availability/accessibility  
 Matrix Code: Sidewalks (03L) National Objective: LMA

Initial Funding Date: 03/08/2019

Description:  
 CDBG funds will be used to install 5' sidewalks to connect the neighborhood along Union Lake between Metro Parkway and Shook.  
 Financing

	Fund Type	Grant Year	Grant	Funded Amount	Drawn In Program Year	Drawn Thru Program Year
CDBG	PI			\$57,244.00	\$57,244.00	\$57,244.00
Total	Total			\$57,244.00	\$57,244.00	\$57,244.00

Proposed Accomplishments  
 Public Facilities : 1  
 Total Population in Service Area: 1,265  
 Census Tract Percent Low / Mod: 47.83

Annual Accomplishments

Years	Accomplishment Narrative	# Benefitting
2018	Sidewalk construction completed in fall 2019.	



U.S. Department of Housing and Urban Development  
 Office of Community Planning and Development  
 Integrated Disbursement and Information System  
 CDBG Activity Summary Report (GPR) for Program Year 2019  
 MACOMB COUNTY

Date: 12-Nov-2020  
 Time: 10:38  
 Page: 46

PGM Year: 2018  
 Project: 0010 - 2018 CDBG Public Facilities & Infrastructure  
 IDIS Activity: 3290 - Shelby Township 2018 Sidewalk Project

Status: Canceled 8/21/2019 3:21:19 PM Objective: Create suitable living environments  
 Location: 52700 Van Dyke Ave Shelby Township, MI 48316-3556 Outcome: Availability/accessibility  
 Matrix Code: Sidewalks (03L) National Objective: LMA

Initial Funding Date: 03/08/2019

Description:  
 CDBG funds will be used to construct 5' wide concrete sidewalk along Wakefield Street and a portion of Melton Street.  
 Financing

No data returned for this view. This might be because the applied filter excludes all data.

Proposed Accomplishments

Public Facilities : 1  
 Total Population in Service Area: 1,350  
 Census Tract Percent Low / Mod: 45.19

Annual Accomplishments

Years	Accomplishment Narrative	# Benefiting
2018	Bid process completed and contractor selected. Project is on hold as of July 2019, while Township officials address resident opposition to the project.	



U.S. Department of Housing and Urban Development  
 Office of Community Planning and Development  
 Integrated Disbursement and Information System  
 CDBG Activity Summary Report (GPR) for Program Year 2019  
 MACOMB COUNTY

Date: 12-Nov-2020  
 Time: 10:38  
 Page: 47

PGM Year: 2018  
 Project: 0010 - 2018 CDBG Public Facilities & Infrastructure  
 IDIS Activity: 3292 - Utica Sidewalk Installation Project

Status: Completed 1/13/2020 12:00:00 AM  
 Location: 7550 Auburn Rd Utica, MI 48317-5216  
 Objective: Create suitable living environments  
 Outcome: Sustainability  
 Matrix Code: Sidewalks (03L)  
 National Objective: LMA

Initial Funding Date: 03/29/2019

Description:

Funds will be used to replace deteriorated existing sidewalk pavers that serve residential neighborhoods eliminating tripfall hazards.

Financing

	Fund Type	Grant Year	Grant	Funded Amount	Drawn In Program Year	Drawn Thru Program Year
CDBG	EN	2018	B18UC260005	\$1,356.48	\$1,356.48	\$1,356.48
<b>Total</b>	<b>Total</b>			<b>\$1,356.48</b>	<b>\$1,356.48</b>	<b>\$1,356.48</b>

Proposed Accomplishments

Public Facilities : 1  
 Total Population in Service Area: 3,575  
 Census Tract Percent Low / Mod: 50.07

Annual Accomplishments

Years	Accomplishment Narrative	# Benefitting
2018	City staff are undertaking procurement as of June 30, 2019.	



U.S. Department of Housing and Urban Development  
 Office of Community Planning and Development  
 Integrated Disbursement and Information System  
 CDBG Activity Summary Report (GPR) for Program Year 2019  
 MACOMB COUNTY

Date: 12-Nov-2020  
 Time: 10:38  
 Page: 48

PGM Year: 2018  
 Project: 0010 - 2018 CDBG Public Facilities & Infrastructure  
 IDIS Activity: 3293 - Chesterfield Township Senior Center Improvements

Status: Canceled 1/15/2020 8:19:22 AM Objective: Create suitable living environments  
 Location: 47275 Sugarbush Rd MI Chesterfield, MI 48047-5156 Outcome: Sustainability  
 Matrix Code: Senior Centers (03A) National Objective: LMC

Initial Funding Date: 04/15/2019

Description:  
 Improvements to senior center cement block wall.  
 Financing

No data returned for this view. This might be because the applied filter excludes all data.

Proposed Accomplishments

Public Facilities : 1

Actual Accomplishments

Number assisted:

	Owner		Renter		Total		Person	
	Total	Hispanic	Total	Hispanic	Total	Hispanic	Total	Hispanic
White:	0	0	0	0	0	0	0	0
Black/African American:	0	0	0	0	0	0	0	0
Asian:	0	0	0	0	0	0	0	0
American Indian/Alaskan Native:	0	0	0	0	0	0	0	0
Native Hawaiian/Other Pacific Islander:	0	0	0	0	0	0	0	0
American Indian/Alaskan Native & White:	0	0	0	0	0	0	0	0
Asian White:	0	0	0	0	0	0	0	0
Black/African American & White:	0	0	0	0	0	0	0	0
American Indian/Alaskan Native & Black/African American:	0	0	0	0	0	0	0	0
Other multi-racial:	0	0	0	0	0	0	0	0
Asian/Pacific Islander:	0	0	0	0	0	0	0	0





U.S. Department of Housing and Urban Development  
Office of Community Planning and Development  
Integrated Disbursement and Information System  
CDBG Activity Summary Report (GPR) for Program Year 2019  
MACOMB COUNTY

Date: 12-Nov-2020  
Time: 10:38  
Page: 49

Hispanic:	0	0	0	0	0	0	0	0
Total:	0	0	0	0	0	0	0	0
Female-headed Households:	0		0		0			
Income Category:								
	Owner	Renter	Total		Person			
Extremely Low	0	0	0		0			
Low Mod	0	0	0		0			
Moderate	0	0	0		0			
Non Low Moderate	0	0	0		0			
Total	0	0	0		0			
Percent Low/Mod								

Annual Accomplishments

Years	Accomplishment Narrative	# Benefiting
2018	Project modified in 2018. Landscaping removed in favor of recladding one wall of senior center. Bid process anticipated early in PY 2019.	



U.S. Department of Housing and Urban Development  
 Office of Community Planning and Development  
 Integrated Disbursement and Information System  
 CDBG Activity Summary Report (GPR) for Program Year 2019  
 MACOMB COUNTY

Date: 12-Nov-2020  
 Time: 10:38  
 Page: 50

PGM Year: 2018  
 Project: 0010 - 2018 CDBG Public Facilities & Infrastructure  
 IDIS Activity: 3294 - Mount Clemens ADA Improvements

Status: Completed 9/5/2019 12:00:00 AM  
 Location: 200 N Groesbeck Hwy Mount Clemens, MI 48043-1503  
 Objective: Create suitable living environments  
 Outcome: Availability/accessibility  
 Matrix Code: Other Public Improvements Not Listed in 03A-03S (03Z)  
 National Objective: LMC

Initial Funding Date: 04/15/2019

Description:

Removal of architectural barriers.  
 The City will use CDBG funds to install barrier free doors and walkways at the Mount Clemens Ice Arena and Mount Clemens Community Center.

Financing

	Fund Type	Grant Year	Grant	Funded Amount	Drawn In Program Year	Drawn Thru Program Year
CDBG	EN	2018	B18UC260005	\$28,825.00	\$0.00	\$28,825.00
Total	Total			\$28,825.00	\$0.00	\$28,825.00

Proposed Accomplishments

Public Facilities : 2

Actual Accomplishments

Number assisted:

	Owner		Renter		Total		Person	
	Total	Hispanic	Total	Hispanic	Total	Hispanic	Total	Hispanic
White:	0	0	0	0	0	0	956	3
Black/African American:	0	0	0	0	0	0	444	0
Asian:	0	0	0	0	0	0	3	0
American Indian/Alaskan Native:	0	0	0	0	0	0	25	0
Native Hawaiian/Other Pacific Islander:	0	0	0	0	0	0	0	0
American Indian/Alaskan Native & White:	0	0	0	0	0	0	0	0
Asian White:	0	0	0	0	0	0	0	0
Black/African American & White:	0	0	0	0	0	0	0	0
American Indian/Alaskan Native & Black/African American:	0	0	0	0	0	0	0	0
Other multi-racial:	0	0	0	0	0	0	43	0
Asian/Pacific Islander:	0	0	0	0	0	0	0	0
Hispanic:	0	0	0	0	0	0	0	0
Total:	0	0	0	0	0	0	1,471	3
Female-headed Households:	0		0		0			

PR03 - MACOMB COUNTY

Page: 50 of 149



U.S. Department of Housing and Urban Development  
Office of Community Planning and Development  
Integrated Disbursement and Information System  
CDBG Activity Summary Report (GPR) for Program Year 2019  
MACOMB COUNTY

Date: 12-Nov-2020  
Time: 10:38  
Page: 51

Income Category:	Owner	Renter	Total	Person
Extremely Low	0	0	0	0
Low Mod	0	0	0	1,471
Moderate	0	0	0	0
Non Low Moderate	0	0	0	0
Total	0	0	0	1,471
Percent Low/Mod				100.0%

Annual Accomplishments

Years	Accomplishment Narrative	# Benefiting
2018	ADA improvements installed at the Mount Clemens Ice Arena.	
2019	Construction completed in 2019 program year. The entrance of the facility is now accessible to persons with disabilities.	



U.S. Department of Housing and Urban Development  
 Office of Community Planning and Development  
 Integrated Disbursement and Information System  
 CDBG Activity Summary Report (GPR) for Program Year 2019  
 MACOMB COUNTY

Date: 12-Nov-2020  
 Time: 10:38  
 Page: 52

PGM Year: 2018  
 Project: 0010 - 2018 CDBG Public Facilities & Infrastructure  
 IDIS Activity: 3295 - Mount Clemens Demolition

Status: Completed 6/24/2020 12:00:00 AM Objective: Create suitable living environments  
 Location: 1 Crocker Blvd Mount Clemens, MI 48043-2525 Outcome: Sustainability  
 Matrix Code: Clearance and Demolition (04) National Objective: SBS

Initial Funding Date: 04/15/2019

Description:

The City will use CDBG funds demolish a blighted restroom/utility structure at Clinton River Park along NB Gratiot. Project location: Clinton River Park, bounded by Northbound Gratiot Avenue, Dickinson Street, Crocker Boulevard and the Clinton River; Sidwell #11-14-229-001.

Financing

	Fund Type	Grant Year	Grant	Funded Amount	Drawn In Program Year	Drawn Thru Program Year
CDBG	EN	2018	B18UC260005	\$18,254.00	\$18,254.00	\$18,254.00
Total	Total			\$18,254.00	\$18,254.00	\$18,254.00

Proposed Accomplishments

Public Facilities : 1

Annual Accomplishments

Years	Accomplishment Narrative	# Benefitting
2018	Engineering conducted in PY 2018. Site characteristics require a project modification however, Bidding and construction will occur in PY 2019.	



U.S. Department of Housing and Urban Development  
 Office of Community Planning and Development  
 Integrated Disbursement and Information System  
 CDBG Activity Summary Report (GPR) for Program Year 2019  
 MACOMB COUNTY

Date: 12-Nov-2020  
 Time: 10:38  
 Page: 53

PGM Year: 2018  
 Project: 0010 - 2018 CDBG Public Facilities & Infrastructure  
 IDIS Activity: 3296 - New Baltimore Burke Park ADA Improvements

Status: Completed 9/23/2019 12:00:00 AM  
 Location: 36300 Front St New Baltimore, MI 48047-2169  
 Objective: Create suitable living environments  
 Outcome: Availability/accessibility  
 Matrix Code: Other Public Improvements Not Listed in 03A-03S (03Z)  
 National Objective: LMC

Initial Funding Date: 04/15/2019

Description:  
 ADA improvements to park restrooms.  
 Financing

	Fund Type	Grant Year	Grant	Funded Amount	Drawn In Program Year	Drawn Thru Program Year
CDBG	EN	2018	B18UC260005	\$21,920.00	\$21,920.00	\$21,920.00
<b>Total</b>	<b>Total</b>			<b>\$21,920.00</b>	<b>\$21,920.00</b>	<b>\$21,920.00</b>

Proposed Accomplishments

Public Facilities : 1

Actual Accomplishments

Number assisted:	Owner		Renter		Total		Person	
	Total	Hispanic	Total	Hispanic	Total	Hispanic	Total	Hispanic
White:	0	0	0	0	0	0	407	20
Black/African American:	0	0	0	0	0	0	0	0
Asian:	0	0	0	0	0	0	0	0
American Indian/Alaskan Native:	0	0	0	0	0	0	0	0
Native Hawaiian/Other Pacific Islander:	0	0	0	0	0	0	0	0
American Indian/Alaskan Native & White:	0	0	0	0	0	0	0	0
Asian White:	0	0	0	0	0	0	0	0
Black/African American & White:	0	0	0	0	0	0	0	0
American Indian/Alaskan Native & Black/African American:	0	0	0	0	0	0	0	0
Other multi-racial:	0	0	0	0	0	0	272	0
Asian/Pacific Islander:	0	0	0	0	0	0	0	0
Hispanic:	0	0	0	0	0	0	0	0
<b>Total:</b>	<b>0</b>	<b>0</b>	<b>0</b>	<b>0</b>	<b>0</b>	<b>0</b>	<b>679</b>	<b>20</b>
Female-headed Households:	0		0		0			



U.S. Department of Housing and Urban Development  
Office of Community Planning and Development  
Integrated Disbursement and Information System  
CDBG Activity Summary Report (GPR) for Program Year 2019  
MACOMB COUNTY

Date: 12-Nov-2020  
Time: 10:38  
Page: 54

Income Category:	Owner	Renter	Total	Person
Extremely Low	0	0	0	0
Low Mod	0	0	0	679
Moderate	0	0	0	0
Non Low Moderate	0	0	0	0
Total	0	0	0	679
Percent Low/Mod				100.0%

Annual Accomplishments

Years	Accomplishment Narrative	# Benefiting
2018	Construction of ADA improvements to Burke Park pavilion begun and completed in PY 2018.  This project received two years of funding- accomplishments reported in both 2017 and 2018 IDIS project files.	



U.S. Department of Housing and Urban Development  
 Office of Community Planning and Development  
 Integrated Disbursement and Information System  
 CDBG Activity Summary Report (GPR) for Program Year 2019  
 MACOMB COUNTY

Date: 12-Nov-2020  
 Time: 10:38  
 Page: 55

PGM Year: 2018  
 Project: 0010 - 2018 CDBG Public Facilities & Infrastructure  
 IDIS Activity: 3297 - Richmond City ADA Crosswalk Project

Status: Completed 12/18/2019 12:00:00 AM Objective: Create suitable living environments  
 Location: 36725 Division Rd Richmond, MI 48062-1543 Outcome: Availability/accessibility  
 Matrix Code: Sidewalks (03L) National Objective: LMC

Initial Funding Date: 04/16/2019

Description:  
 CDBG funds will be used to install barrier free ramps and crosswalks at the intersection of Oak Street and Beier Street.  
 Financing

	Fund Type	Grant Year	Grant	Funded Amount	Drawn In Program Year	Drawn Thru Program Year
CDBG	EN	2018	B18UC260005	\$13,458.00	\$13,458.00	\$13,458.00
<b>Total</b>	<b>Total</b>			<b>\$13,458.00</b>	<b>\$13,458.00</b>	<b>\$13,458.00</b>

Proposed Accomplishments

People (General) : 714

Actual Accomplishments

Number assisted:	Owner		Renter		Total		Person	
	Total	Hispanic	Total	Hispanic	Total	Hispanic	Total	Hispanic
White:	0	0	0	0	0	0	718	11
Black/African American:	0	0	0	0	0	0	6	0
Asian:	0	0	0	0	0	0	0	0
American Indian/Alaskan Native:	0	0	0	0	0	0	0	0
Native Hawaiian/Other Pacific Islander:	0	0	0	0	0	0	0	0
American Indian/Alaskan Native & White:	0	0	0	0	0	0	5	0
Asian White:	0	0	0	0	0	0	5	0
Black/African American & White:	0	0	0	0	0	0	3	0
American Indian/Alaskan Native & Black/African American:	0	0	0	0	0	0	0	0
Other multi-racial:	0	0	0	0	0	0	0	0
Asian/Pacific Islander:	0	0	0	0	0	0	0	0
Hispanic:	0	0	0	0	0	0	0	0
<b>Total:</b>	<b>0</b>	<b>0</b>	<b>0</b>	<b>0</b>	<b>0</b>	<b>0</b>	<b>737</b>	<b>11</b>
Female-headed Households:	0		0		0			



U.S. Department of Housing and Urban Development  
Office of Community Planning and Development  
Integrated Disbursement and Information System  
CDBG Activity Summary Report (GPR) for Program Year 2019  
MACOMB COUNTY

Date: 12-Nov-2020  
Time: 10:38  
Page: 56

Income Category:	Owner	Renter	Total	Person
Extremely Low	0	0	0	368
Low Mod	0	0	0	369
Moderate	0	0	0	0
Non Low Moderate	0	0	0	0
Total	0	0	0	737
Percent Low/Mod				100.0%

Annual Accomplishments

Years	Accomplishment Narrative	# Benefiting
2018	Barrier free ramps and crosswalks installed at the intersection of Oak Street and Beier Street.	





U.S. Department of Housing and Urban Development  
 Office of Community Planning and Development  
 Integrated Disbursement and Information System  
 CDBG Activity Summary Report (GPR) for Program Year 2019  
 MACOMB COUNTY

Date: 12-Nov-2020  
 Time: 10:38  
 Page: 57

PGM Year: 2018  
 Project: 0010 - 2018 CDBG Public Facilities & Infrastructure  
 IDIS Activity: 3298 - Fraser ADA Sidewalk Improvements

Status: Completed 8/20/2019 12:00:00 AM  
 Location: 33000 Garfield Rd Fraser, MI 48026-1858  
 Objective: Create suitable living environments  
 Outcome: Availability/accessibility  
 Matrix Code: Sidewalks (03L)  
 National Objective: LMC

Initial Funding Date: 04/16/2019

Description:  
 CDBG funds will be used to install ADA barrier free sidewalk ramps in the area of Breezeway and Eveningside.  
 Financing

	Fund Type	Grant Year	Grant	Funded Amount	Drawn In Program Year	Drawn Thru Program Year
CDBG	EN	2018	B18UC260005	\$18,857.25	\$0.00	\$18,857.25
<b>Total</b>	<b>Total</b>			<b>\$18,857.25</b>	<b>\$0.00</b>	<b>\$18,857.25</b>

Proposed Accomplishments

People (General) : 1,861

Actual Accomplishments

Number assisted:	Owner		Renter		Total		Person	
	Total	Hispanic	Total	Hispanic	Total	Hispanic	Total	Hispanic
White:	0	0	0	0	0	0	3,192	113
Black/African American:	0	0	0	0	0	0	299	0
Asian:	0	0	0	0	0	0	44	0
American Indian/Alaskan Native:	0	0	0	0	0	0	0	0
Native Hawaiian/Other Pacific Islander:	0	0	0	0	0	0	9	0
American Indian/Alaskan Native & White:	0	0	0	0	0	0	0	0
Asian White:	0	0	0	0	0	0	0	0
Black/African American & White:	0	0	0	0	0	0	0	0
American Indian/Alaskan Native & Black/African American:	0	0	0	0	0	0	0	0
Other multi-racial:	0	0	0	0	0	0	78	0
Asian/Pacific Islander:	0	0	0	0	0	0	0	0
Hispanic:	0	0	0	0	0	0	0	0
<b>Total:</b>	<b>0</b>	<b>0</b>	<b>0</b>	<b>0</b>	<b>0</b>	<b>0</b>	<b>3,622</b>	<b>113</b>
Female-headed Households:	0		0		0			



U.S. Department of Housing and Urban Development  
Office of Community Planning and Development  
Integrated Disbursement and Information System  
CDBG Activity Summary Report (GPR) for Program Year 2019  
MACOMB COUNTY

Date: 12-Nov-2020  
Time: 10:38  
Page: 58

Income Category:	Owner	Renter	Total	Person
Extremely Low	0	0	0	0
Low Mod	0	0	0	3,622
Moderate	0	0	0	0
Non Low Moderate	0	0	0	0
Total	0	0	0	3,622
Percent Low/Mod				100.0%

Annual Accomplishments

Years	Accomplishment Narrative	# Benefiting
2018	ADA sidewalk ramp construction completed in PY 2018.	



U.S. Department of Housing and Urban Development  
 Office of Community Planning and Development  
 Integrated Disbursement and Information System  
 CDBG Activity Summary Report (GPR) for Program Year 2019  
 MACOMB COUNTY

Date: 12-Nov-2020  
 Time: 10:38  
 Page: 59

PGM Year: 2018  
 Project: 0009 - 2018 CDBG Public Services  
 IDIS Activity: 3299 - Utica Pioneers

Status: Completed 7/10/2019 12:00:00 AM  
 Location: 7550 Auburn Rd Utica, MI 48317-5216

Objective: Create suitable living environments  
 Outcome: Availability/accessibility  
 Matrix Code: Senior Services (05A)

National Objective: LMC

Initial Funding Date: 04/16/2019

Description:

The Utica Pioneers serves the elderly by providing socialization.  
 CDBG funds will be used for programs.

Financing

	Fund Type	Grant Year	Grant	Funded Amount	Drawn In Program Year	Drawn Thru Program Year
CDBG	EN	2018	B18UC260005	\$600.00	\$600.00	\$600.00
Total	Total			\$600.00	\$600.00	\$600.00

Proposed Accomplishments

People (General) : 60

Actual Accomplishments

Number assisted:

	Owner		Renter		Total		Person	
	Total	Hispanic	Total	Hispanic	Total	Hispanic	Total	Hispanic
White:	0	0	0	0	0	0	21	0
Black/African American:	0	0	0	0	0	0	1	0
Asian:	0	0	0	0	0	0	0	0
American Indian/Alaskan Native:	0	0	0	0	0	0	0	0
Native Hawaiian/Other Pacific Islander:	0	0	0	0	0	0	0	0
American Indian/Alaskan Native & White:	0	0	0	0	0	0	0	0
Asian White:	0	0	0	0	0	0	0	0
Black/African American & White:	0	0	0	0	0	0	0	0
American Indian/Alaskan Native & Black/African American:	0	0	0	0	0	0	0	0
Other multi-racial:	0	0	0	0	0	0	0	0
Asian/Pacific Islander:	0	0	0	0	0	0	0	0
Hispanic:	0	0	0	0	0	0	0	0
Total:	0	0	0	0	0	0	22	0
Female-headed Households:	0		0		0			

PR03 - MACOMB COUNTY

Page: 59 of 149



U.S. Department of Housing and Urban Development  
Office of Community Planning and Development  
Integrated Disbursement and Information System  
CDBG Activity Summary Report (GPR) for Program Year 2019  
MACOMB COUNTY

Date: 12-Nov-2020  
Time: 10:38  
Page: 60

Income Category:	Owner	Renter	Total	Person
Extremely Low	0	0	0	0
Low Mod	0	0	0	0
Moderate	0	0	0	22
Non Low Moderate	0	0	0	0
Total	0	0	0	22
Percent Low/Mod				100.0%

Annual Accomplishments

Years	Accomplishment Narrative	# Benefiting
2019	Funds used for a senior luncheon event.	



U.S. Department of Housing and Urban Development  
 Office of Community Planning and Development  
 Integrated Disbursement and Information System  
 CDBG Activity Summary Report (GPR) for Program Year 2019  
 MACOMB COUNTY

Date: 12-Nov-2020  
 Time: 10:38  
 Page: 61

PGM Year: 2018  
 Project: 0009 - 2018 CDBG Public Services  
 IDIS Activity: 3300 - Utica Large Print Books

Status: Completed 8/20/2019 12:00:00 AM  
 Location: 7530 Auburn Rd Utica, MI 48317-5216  
 Objective: Create suitable living environments  
 Outcome: Availability/accessibility  
 Matrix Code: Senior Services (05A)  
 National Objective: LMC

Initial Funding Date: 04/16/2019

Description:  
 CDBG funds will be used to purchase large print books for the elderly and the vision impaired.  
 Financing

	Fund Type	Grant Year	Grant	Funded Amount	Drawn In Program Year	Drawn Thru Program Year
CDBG	EN	2018	B18UC260005	\$494.41	\$0.00	\$494.41
<b>Total</b>	<b>Total</b>			<b>\$494.41</b>	<b>\$0.00</b>	<b>\$494.41</b>

Proposed Accomplishments

People (General) : 829

Actual Accomplishments

Number assisted:	Owner		Renter		Total		Person	
	Total	Hispanic	Total	Hispanic	Total	Hispanic	Total	Hispanic
White:	0	0	0	0	0	0	766	0
Black/African American:	0	0	0	0	0	0	2	0
Asian:	0	0	0	0	0	0	6	0
American Indian/Alaskan Native:	0	0	0	0	0	0	0	0
Native Hawaiian/Other Pacific Islander:	0	0	0	0	0	0	0	0
American Indian/Alaskan Native & White:	0	0	0	0	0	0	0	0
Asian White:	0	0	0	0	0	0	0	0
Black/African American & White:	0	0	0	0	0	0	0	0
American Indian/Alaskan Native & Black/African American:	0	0	0	0	0	0	0	0
Other multi-racial:	0	0	0	0	0	0	55	0
Asian/Pacific Islander:	0	0	0	0	0	0	0	0
Hispanic:	0	0	0	0	0	0	0	0
<b>Total:</b>	<b>0</b>	<b>0</b>	<b>0</b>	<b>0</b>	<b>0</b>	<b>0</b>	<b>829</b>	<b>0</b>
Female-headed Households:	0		0		0			



U.S. Department of Housing and Urban Development  
Office of Community Planning and Development  
Integrated Disbursement and Information System  
CDBG Activity Summary Report (GPR) for Program Year 2019  
MACOMB COUNTY

Date: 12-Nov-2020  
Time: 10:38  
Page: 62

Income Category:	Owner	Renter	Total	Person
Extremely Low	0	0	0	0
Low Mod	0	0	0	829
Moderate	0	0	0	0
Non Low Moderate	0	0	0	0
Total	0	0	0	829
Percent Low/Mod				100.0%

Annual Accomplishments

Years	Accomplishment Narrative	# Benefiting
2019	Large print books purchased for the Utica Public Library for disabled and elderly patrons.	



U.S. Department of Housing and Urban Development  
 Office of Community Planning and Development  
 Integrated Disbursement and Information System  
 CDBG Activity Summary Report (GPR) for Program Year 2019  
 MACOMB COUNTY

Date: 12-Nov-2020  
 Time: 10:38  
 Page: 63

PGM Year: 2018  
 Project: 0007 - 2018 CDBG Housing Rehabilitation  
 IDIS Activity: 3305 - 2018 CDBG Housing Rehabilitation

Status: Open Objective: Provide decent affordable housing  
 Location: Address Suppressed Outcome: Sustainability  
 Matrix Code: Rehab; Single-Unit Residential (14A) National Objective: LMH

Initial Funding Date: 06/04/2019

Description:  
 CDBG funds will be used for rehabilitation activities for owner-occupied housing.  
 Financing

	Fund Type	Grant Year	Grant	Funded Amount	Drawn In Program Year	Drawn Thru Program Year
CDBG	EN	2016	B16UC260005	\$201,083.85	\$290.56	\$290.56
		2018	B18UC260005	\$28,131.96	\$0.00	\$0.00
<b>Total</b>	<b>Total</b>			<b>\$229,215.81</b>	<b>\$290.56</b>	<b>\$290.56</b>

Proposed Accomplishments

Housing Units : 1

Actual Accomplishments

Number assisted:	Owner		Renter		Total		Person	
	Total	Hispanic	Total	Hispanic	Total	Hispanic	Total	Hispanic
White:	1	0	0	0	1	0	0	0
Black/African American:	0	0	0	0	0	0	0	0
Asian:	0	0	0	0	0	0	0	0
American Indian/Alaskan Native:	0	0	0	0	0	0	0	0
Native Hawaiian/Other Pacific Islander:	0	0	0	0	0	0	0	0
American Indian/Alaskan Native & White:	0	0	0	0	0	0	0	0
Asian White:	0	0	0	0	0	0	0	0
Black/African American & White:	0	0	0	0	0	0	0	0
American Indian/Alaskan Native & Black/African American:	0	0	0	0	0	0	0	0
Other multi-racial:	0	0	0	0	0	0	0	0
Asian/Pacific Islander:	0	0	0	0	0	0	0	0
Hispanic:	0	0	0	0	0	0	0	0
<b>Total:</b>	<b>1</b>	<b>0</b>	<b>0</b>	<b>0</b>	<b>1</b>	<b>0</b>	<b>0</b>	<b>0</b>
Female-headed Households:	0		0		0			

PR03 - MACOMB COUNTY

Page: 63 of 149



U.S. Department of Housing and Urban Development  
Office of Community Planning and Development  
Integrated Disbursement and Information System  
CDBG Activity Summary Report (GPR) for Program Year 2019  
MACOMB COUNTY

Date: 12-Nov-2020  
Time: 10:38  
Page: 64

Income Category:	Owner	Renter	Total	Person
Extremely Low	0	0	0	0
Low Mod	1	0	1	0
Moderate	0	0	0	0
Non Low Moderate	0	0	0	0
Total	1	0	1	0
Percent Low/Mod	100.0%		100.0%	

Annual Accomplishments

Years	Accomplishment Narrative	# Benefiting
2019	Funds have been committed to eleven projects. One project is at final. Five projects have yet to go to bid and five projects are in progress with a estimated completion date in 2021.	
2020	One project has been completed and ten projects have funds committed.	





U.S. Department of Housing and Urban Development  
 Office of Community Planning and Development  
 Integrated Disbursement and Information System  
 CDBG Activity Summary Report (GPR) for Program Year 2019  
 MACOMB COUNTY

Date: 12-Nov-2020  
 Time: 10:38  
 Page: 65

PGM Year: 2018  
 Project: 0010 - 2018 CDBG Public Facilities & Infrastructure  
 IDIS Activity: 3306 - 2018 Macomb County FRC ADA Improvements

Status: Canceled 1/23/2020 10:00:22 AM  
 Location: 196 N Rose St Mount Clemens, MI 48043-1540  
 Objective: Create suitable living environments  
 Outcome: Availability/accessibility  
 Matrix Code: Other Public Improvements Not Listed in 03A-03S (03Z)  
 National Objective: LMC

Initial Funding Date: 06/05/2019

Description:  
 CDBG funds will be used to make ADA improvements to the Macomb County Family Resource Center.  
 Financing

No data returned for this view. This might be because the applied filter excludes all data.

Proposed Accomplishments

Actual Accomplishments

Number assisted:	Owner		Renter		Total		Person	
	Total	Hispanic	Total	Hispanic	Total	Hispanic	Total	Hispanic
White:	0	0	0	0	0	0	0	0
Black/African American:	0	0	0	0	0	0	0	0
Asian:	0	0	0	0	0	0	0	0
American Indian/Alaskan Native:	0	0	0	0	0	0	0	0
Native Hawaiian/Other Pacific Islander:	0	0	0	0	0	0	0	0
American Indian/Alaskan Native & White:	0	0	0	0	0	0	0	0
Asian White:	0	0	0	0	0	0	0	0
Black/African American & White:	0	0	0	0	0	0	0	0
American Indian/Alaskan Native & Black/African American:	0	0	0	0	0	0	0	0
Other multi-racial:	0	0	0	0	0	0	0	0
Asian/Pacific Islander:	0	0	0	0	0	0	0	0
Hispanic:	0	0	0	0	0	0	0	0
Total:	0	0	0	0	0	0	0	0

PR03 - MACOMB COUNTY

Page: 65 of 149



U.S. Department of Housing and Urban Development  
Office of Community Planning and Development  
Integrated Disbursement and Information System  
CDBG Activity Summary Report (GPR) for Program Year 2019  
MACOMB COUNTY

Date: 12-Nov-2020  
Time: 10:38  
Page: 66

Female-headed Households:			0	0	0
Income Category:	Owner	Renter	Total	Person	
Extremely Low	0	0	0	0	
Low Mod	0	0	0	0	
Moderate	0	0	0	0	
Non Low Moderate	0	0	0	0	
Total	0	0	0	0	
Percent Low/Mod					

Annual Accomplishments

No data returned for this view. This might be because the applied filter excludes all data.



U.S. Department of Housing and Urban Development  
 Office of Community Planning and Development  
 Integrated Disbursement and Information System  
 CDBG Activity Summary Report (GPR) for Program Year 2019  
 MACOMB COUNTY

Date: 12-Nov-2020  
 Time: 10:38  
 Page: 67

PGM Year: 2016  
 Project: 0013 - 2016 CDBG Public Facilities and Infrastructure Improvements  
 IDIS Activity: 3307 - 2016 Macomb County FRC ADA Improvements

Status: Canceled 1/24/2020 11:20:07 AM  
 Location: 196 N Rose St Mount Clemens, MI 48043-1540  
 Objective: Create suitable living environments  
 Outcome: Availability/accessibility  
 Matrix Code: Other Public Improvements Not Listed in 03A-03S (03Z)  
 National Objective: LMC

Initial Funding Date: 06/06/2019

Description:  
 CDBG funds will be used to make ADA improvements to the Macomb County Family Resource Center.  
 Financing

No data returned for this view. This might be because the applied filter excludes all data.

Proposed Accomplishments

Public Facilities : 1

Actual Accomplishments

Number assisted:

	Owner		Renter		Total		Person	
	Total	Hispanic	Total	Hispanic	Total	Hispanic	Total	Hispanic
White:	0	0	0	0	0	0	0	0
Black/African American:	0	0	0	0	0	0	0	0
Asian:	0	0	0	0	0	0	0	0
American Indian/Alaskan Native:	0	0	0	0	0	0	0	0
Native Hawaiian/Other Pacific Islander:	0	0	0	0	0	0	0	0
American Indian/Alaskan Native & White:	0	0	0	0	0	0	0	0
Asian White:	0	0	0	0	0	0	0	0
Black/African American & White:	0	0	0	0	0	0	0	0
American Indian/Alaskan Native & Black/African American:	0	0	0	0	0	0	0	0
Other multi-racial:	0	0	0	0	0	0	0	0
Asian/Pacific Islander:	0	0	0	0	0	0	0	0



U.S. Department of Housing and Urban Development  
Office of Community Planning and Development  
Integrated Disbursement and Information System  
CDBG Activity Summary Report (GPR) for Program Year 2019  
MACOMB COUNTY

Date: 12-Nov-2020  
Time: 10:38  
Page: 68

Hispanic:	0	0	0	0	0	0	0	0
Total:	0	0	0	0	0	0	0	0
Female-headed Households:	0		0		0			
Income Category:								
	Owner	Renter	Total		Person			
Extremely Low	0	0	0		0			
Low Mod	0	0	0		0			
Moderate	0	0	0		0			
Non Low Moderate	0	0	0		0			
Total	0	0	0		0			
Percent Low/Mod								

Annual Accomplishments

No data returned for this view. This might be because the applied filter excludes all data.



U.S. Department of Housing and Urban Development  
 Office of Community Planning and Development  
 Integrated Disbursement and Information System  
 CDBG Activity Summary Report (GPR) for Program Year 2019  
 MACOMB COUNTY

Date: 12-Nov-2020  
 Time: 10:38  
 Page: 69

PGM Year: 2017  
 Project: 0011 - 2017 CDBG Public Facilities & Infrastructure  
 IDIS Activity: 3313 - 2017 New Baltimore Burke Park ADA Project

Status: Completed 9/23/2019 12:00:00 AM  
 Location: 36300 Front St New Baltimore, MI 48047-2169  
 Objective: Create suitable living environments  
 Outcome: Availability/accessibility  
 Matrix Code: Other Public Improvements Not Listed in 03A-03S (03Z)  
 National Objective: LMC

Initial Funding Date: 07/31/2019

Description:  
 CDBG funds will be used to make ADA improvements to Burke Park.  
 Financing

	Fund Type	Grant Year	Grant	Funded Amount	Drawn In Program Year	Drawn Thru Program Year
CDBG	EN	2017	B17UC260005	\$22,763.00	\$22,763.00	\$22,763.00
<b>Total</b>	<b>Total</b>			<b>\$22,763.00</b>	<b>\$22,763.00</b>	<b>\$22,763.00</b>

Proposed Accomplishments

Public Facilities : 1

Actual Accomplishments

Number assisted:	Owner		Renter		Total		Person	
	Total	Hispanic	Total	Hispanic	Total	Hispanic	Total	Hispanic
White:	0	0	0	0	0	0	407	20
Black/African American:	0	0	0	0	0	0	0	0
Asian:	0	0	0	0	0	0	0	0
American Indian/Alaskan Native:	0	0	0	0	0	0	0	0
Native Hawaiian/Other Pacific Islander:	0	0	0	0	0	0	0	0
American Indian/Alaskan Native & White:	0	0	0	0	0	0	0	0
Asian White:	0	0	0	0	0	0	0	0
Black/African American & White:	0	0	0	0	0	0	0	0
American Indian/Alaskan Native & Black/African American:	0	0	0	0	0	0	0	0
Other multi-racial:	0	0	0	0	0	0	272	0
Asian/Pacific Islander:	0	0	0	0	0	0	0	0
Hispanic:	0	0	0	0	0	0	0	0
<b>Total:</b>	<b>0</b>	<b>0</b>	<b>0</b>	<b>0</b>	<b>0</b>	<b>0</b>	<b>679</b>	<b>20</b>
Female-headed Households:	0		0		0			



U.S. Department of Housing and Urban Development  
Office of Community Planning and Development  
Integrated Disbursement and Information System  
CDBG Activity Summary Report (GPR) for Program Year 2019  
MACOMB COUNTY

Date: 12-Nov-2020  
Time: 10:38  
Page: 70

Income Category:	Owner	Renter	Total	Person
Extremely Low	0	0	0	0
Low Mod	0	0	0	679
Moderate	0	0	0	0
Non Low Moderate	0	0	0	0
Total	0	0	0	679
Percent Low/Mod				100.0%

Annual Accomplishments

Years	Accomplishment Narrative	# Benefiting
2018	Construction of ADA improvements to Burke Park pavilion begun and completed in PY  This project received two years of funding- accomplishments reported in both 2017 and 2018 IDIS project files.	



U.S. Department of Housing and Urban Development  
 Office of Community Planning and Development  
 Integrated Disbursement and Information System  
 CDBG Activity Summary Report (GPR) for Program Year 2019  
 MACOMB COUNTY

Date: 12-Nov-2020  
 Time: 10:38  
 Page: 71

PGM Year: 2018  
 Project: 0010 - 2018 CDBG Public Facilities & Infrastructure  
 IDIS Activity: 3315 - 2018 Macomb Township ADA Sidewalks

Status: Completed 6/24/2020 12:00:00 AM Objective: Create suitable living environments  
 Location: 54111 Broughton Rd Macomb Township, MI 48042-1831 Outcome: Availability/accessibility  
 Matrix Code: Sidewalks (03L) National Objective: LMC

Initial Funding Date: 01/22/2020

Description:  
 Funds will be used to make exiting sidewalk ramps ADA accessible.  
 Financing

	Fund Type	Grant Year	Grant	Funded Amount	Drawn In Program Year	Drawn Thru Program Year
CDBG	PI			\$96,276.00	\$96,276.00	\$96,276.00
Total	Total			\$96,276.00	\$96,276.00	\$96,276.00

Proposed Accomplishments

People (General) : 3,983

Actual Accomplishments

Number assisted:	Owner		Renter		Total		Person	
	Total	Hispanic	Total	Hispanic	Total	Hispanic	Total	Hispanic
White:	0	0	0	0	0	0	3,517	91
Black/African American:	0	0	0	0	0	0	179	0
Asian:	0	0	0	0	0	0	119	0
American Indian/Alaskan Native:	0	0	0	0	0	0	8	0
Native Hawaiian/Other Pacific Islander:	0	0	0	0	0	0	0	0
American Indian/Alaskan Native & White:	0	0	0	0	0	0	16	0
Asian White:	0	0	0	0	0	0	28	0
Black/African American & White:	0	0	0	0	0	0	20	0
American Indian/Alaskan Native & Black/African American:	0	0	0	0	0	0	1	0
Other multi-racial:	0	0	0	0	0	0	4	0
Asian/Pacific Islander:	0	0	0	0	0	0	0	0
Hispanic:	0	0	0	0	0	0	0	0
Total:	0	0	0	0	0	0	3,892	91
Female-headed Households:	0		0		0			



U.S. Department of Housing and Urban Development  
Office of Community Planning and Development  
Integrated Disbursement and Information System  
CDBG Activity Summary Report (GPR) for Program Year 2019  
MACOMB COUNTY

Date: 12-Nov-2020  
Time: 10:38  
Page: 72

Income Category:	Owner	Renter	Total	Person
Extremely Low	0	0	0	0
Low Mod	0	0	0	3,892
Moderate	0	0	0	0
Non Low Moderate	0	0	0	0
Total	0	0	0	3,892
Percent Low/Mod				100.0%

Annual Accomplishments

Years	Accomplishment Narrative	# Benefiting
2018	Barrier free ramps and crosswalks installed in Section 30.	





U.S. Department of Housing and Urban Development  
 Office of Community Planning and Development  
 Integrated Disbursement and Information System  
 CDBG Activity Summary Report (GPR) for Program Year 2019  
 MACOMB COUNTY

Date: 12-Nov-2020  
 Time: 10:38  
 Page: 73

PGM Year: 2019  
 Project: 0010 - 2019 CDBG Public Facilities and Infrastructure  
 IDIS Activity: 3319 - 2019 Eastpointe Fire Dept. Equipment

Status: Open Objective: Create suitable living environments  
 Location: 16370 E 9 Mile Rd Eastpointe, MI 48021-2440 Outcome: Sustainability  
 Matrix Code: Fire Station/Equipment (030) National Objective: LMA

Initial Funding Date: 03/24/2020

Description:

Financing

	Fund Type	Grant Year	Grant	Funded Amount	Drawn In Program Year	Drawn Thru Program Year
CDBG	EN	2019	B19UC260005	\$55,042.00	\$0.00	\$0.00
	PI			\$4,958.00	\$4,958.00	\$4,958.00
<b>Total</b>	<b>Total</b>			<b>\$60,000.00</b>	<b>\$4,958.00</b>	<b>\$4,958.00</b>

Proposed Accomplishments

Public Facilities : 1  
 Total Population in Service Area: 32,415  
 Census Tract Percent Low / Mod: 55.47

Annual Accomplishments

Years	Accomplishment Narrative	# Benefitting
2019	Eleven (11) 50' length 3" fire hose and nine (9) 50' length 1-3/4" fire hose were purchased for the Eastpointe Fire Department. The new hose replaced fire hose which was older than 1987. This is a requirement of N.F.P.A. 1962. The City was short of general revenue funds for fire department operations, which is typically funded 100% with general revenue funds. The purchase will benefit the entire City, as it will be utilized city-wide. The turnout gear, which was part of this 2019 project, was not received by the City until after 6/30/20. See the 2020 Accomplishment Year.	
2020	Twenty-three (23) sets of replacement firefighting turnout gear (coats/bunker pants) were purchased. The personal protection gear is required, by N.F.P.A. 1851, to be replaced every ten (10) years. CDBG funding paid for this purchase which typically is paid for with the City's general funds. The City continues to be short of general funds revenues. The purchase of the fire fighting equipment will benefit the entire population of the City of Eastpointe, as it will be utilized city wide.	



U.S. Department of Housing and Urban Development  
 Office of Community Planning and Development  
 Integrated Disbursement and Information System  
 CDBG Activity Summary Report (GPR) for Program Year 2019  
 MACOMB COUNTY

Date: 12-Nov-2020  
 Time: 10:38  
 Page: 74

PGM Year: 2019  
 Project: 0006 - 2019 CDBG Administration  
 IDIS Activity: 3322 - 2019 CDBG General Program Administration

Status: Completed 10/22/2020 12:00:00 AM  
 Location: ,  
 Objective:  
 Outcome:  
 Matrix Code: General Program Administration (21A) National Objective:

Initial Funding Date: 11/08/2019

Description:  
 Costs related to administration of the CDBG program.  
 Financing

	Fund Type	Grant Year	Grant	Funded Amount	Drawn In Program Year	Drawn Thru Program Year
CDBG	EN	2019	B19UC260005	\$225,399.16	\$225,309.16	\$225,309.16
	PI			\$26,770.64	\$26,770.64	\$26,770.64
<b>Total</b>	<b>Total</b>			<b>\$252,169.80</b>	<b>\$252,079.80</b>	<b>\$252,079.80</b>

Proposed Accomplishments

Actual Accomplishments

Number assisted:	Owner		Renter		Total		Person	
	Total	Hispanic	Total	Hispanic	Total	Hispanic	Total	Hispanic
White:					0	0		
Black/African American:					0	0		
Asian:					0	0		
American Indian/Alaskan Native:					0	0		
Native Hawaiian/Other Pacific Islander:					0	0		
American Indian/Alaskan Native & White:					0	0		
Asian White:					0	0		
Black/African American & White:					0	0		
American Indian/Alaskan Native & Black/African American:					0	0		
Other multi-racial:					0	0		
Asian/Pacific Islander:					0	0		
Hispanic:					0	0		
<b>Total:</b>	<b>0</b>	<b>0</b>	<b>0</b>	<b>0</b>	<b>0</b>	<b>0</b>	<b>0</b>	<b>0</b>
Female-headed Households:					0			



U.S. Department of Housing and Urban Development  
Office of Community Planning and Development  
Integrated Disbursement and Information System  
CDBG Activity Summary Report (GPR) for Program Year 2019  
MACOMB COUNTY

Date: 12-Nov-2020  
Time: 10:38  
Page: 75

Income Category:	Owner	Renter	Total	Person
Extremely Low			0	
Low Mod			0	
Moderate			0	
Non Low Moderate			0	
Total	0	0	0	0
Percent Low/Mod				

Annual Accomplishments

No data returned for this view. This might be because the applied filter excludes all data.



U.S. Department of Housing and Urban Development  
 Office of Community Planning and Development  
 Integrated Disbursement and Information System  
 CDBG Activity Summary Report (GPR) for Program Year 2019  
 MACOMB COUNTY

Date: 12-Nov-2020  
 Time: 10:38  
 Page: 76

PGM Year: 2019  
 Project: 0009 - 2019 CDBG Housing Rehabilitation Program Administration  
 IDIS Activity: 3323 - 2019 Housing Rehab Delivery

Status: Open Objective: Provide decent affordable housing  
 Location: 21885 Dunham Rd Ste 10 Clinton Township, MI 48036-1030 Outcome: Sustainability  
 Matrix Code: Rehabilitation Administration (14H) National Objective: LMH

Initial Funding Date: 11/08/2019

Description:

All delivery costs (including staff, other direct costs, and service costs) directly related to carrying out housing rehabilitation activities. May include professional services, preparation of work specifications and work write-ups, application processing, and loan processing).

Financing

	Fund Type	Grant Year	Grant	Funded Amount	Drawn In Program Year	Drawn Thru Program Year
CDBG	EN	2019	B19UC260005	\$175,959.57	\$89,134.72	\$89,134.72
	PI			\$24,040.43	\$24,040.43	\$24,040.43
<b>Total</b>	<b>Total</b>			<b>\$200,000.00</b>	<b>\$113,175.15</b>	<b>\$113,175.15</b>

Proposed Accomplishments

Actual Accomplishments

Number assisted:	Owner		Renter		Total		Person	
	Total	Hispanic	Total	Hispanic	Total	Hispanic	Total	Hispanic
White:	0	0	0	0	0	0	0	0
Black/African American:	0	0	0	0	0	0	0	0
Asian:	0	0	0	0	0	0	0	0
American Indian/Alaskan Native:	0	0	0	0	0	0	0	0
Native Hawaiian/Other Pacific Islander:	0	0	0	0	0	0	0	0
American Indian/Alaskan Native & White:	0	0	0	0	0	0	0	0
Asian White:	0	0	0	0	0	0	0	0
Black/African American & White:	0	0	0	0	0	0	0	0
American Indian/Alaskan Native & Black/African American:	0	0	0	0	0	0	0	0
Other multi-racial:	0	0	0	0	0	0	0	0
Asian/Pacific Islander:	0	0	0	0	0	0	0	0
Hispanic:	0	0	0	0	0	0	0	0
<b>Total:</b>	<b>0</b>	<b>0</b>	<b>0</b>	<b>0</b>	<b>0</b>	<b>0</b>	<b>0</b>	<b>0</b>
Female-headed Households:	0		0		0			



U.S. Department of Housing and Urban Development  
Office of Community Planning and Development  
Integrated Disbursement and Information System  
CDBG Activity Summary Report (GPR) for Program Year 2019  
MACOMB COUNTY

Date: 12-Nov-2020  
Time: 10:38  
Page: 77

Income Category:	Owner	Renter	Total	Person
Extremely Low	0	0	0	0
Low Mod	0	0	0	0
Moderate	0	0	0	0
Non Low Moderate	0	0	0	0
Total	0	0	0	0
Percent Low/Mod				

Annual Accomplishments

No data returned for this view. This might be because the applied filter excludes all data.



U.S. Department of Housing and Urban Development  
 Office of Community Planning and Development  
 Integrated Disbursement and Information System  
 CDBG Activity Summary Report (GPR) for Program Year 2019  
 MACOMB COUNTY

Date: 12-Nov-2020  
 Time: 10:38  
 Page: 78

PGM Year: 2019  
 Project: 0008 - 2019 CDBG Public Service Activities  
 IDIS Activity: 3324 - 2019 Armada PAL

Status: Completed 1/24/2020 12:00:00 AM      Objective: Create suitable living environments  
 Location: PO Box 564 Armada, MI 48005-0564      Outcome: Availability/accessibility  
 Matrix Code: Youth Services (05D)      National Objective: LMC

Initial Funding Date: 11/08/2019

Description:  
 Scholarships for income eligible children to attend the camp sponsored by the Armada Police Athletic League.  
 Financing

	Fund Type	Grant Year	Grant	Funded Amount	Drawn In Program Year	Drawn Thru Program Year
CDBG	PI			\$2,375.00	\$2,375.00	\$2,375.00
<b>Total</b>	<b>Total</b>			<b>\$2,375.00</b>	<b>\$2,375.00</b>	<b>\$2,375.00</b>

Proposed Accomplishments

People (General) : 8

Actual Accomplishments

Number assisted:	Owner		Renter		Total		Person	
	Total	Hispanic	Total	Hispanic	Total	Hispanic	Total	Hispanic
White:	0	0	0	0	0	0	7	0
Black/African American:	0	0	0	0	0	0	1	0
Asian:	0	0	0	0	0	0	0	0
American Indian/Alaskan Native:	0	0	0	0	0	0	0	0
Native Hawaiian/Other Pacific Islander:	0	0	0	0	0	0	0	0
American Indian/Alaskan Native & White:	0	0	0	0	0	0	0	0
Asian White:	0	0	0	0	0	0	0	0
Black/African American & White:	0	0	0	0	0	0	0	0
American Indian/Alaskan Native & Black/African American:	0	0	0	0	0	0	0	0
Other multi-racial:	0	0	0	0	0	0	0	0
Asian/Pacific Islander:	0	0	0	0	0	0	0	0
Hispanic:	0	0	0	0	0	0	0	0
<b>Total:</b>	<b>0</b>	<b>0</b>	<b>0</b>	<b>0</b>	<b>0</b>	<b>0</b>	<b>8</b>	<b>0</b>
Female-headed Households:	0		0		0			



U.S. Department of Housing and Urban Development  
Office of Community Planning and Development  
Integrated Disbursement and Information System  
CDBG Activity Summary Report (GPR) for Program Year 2019  
MACOMB COUNTY

Date: 12-Nov-2020  
Time: 10:38  
Page: 79

Income Category:	Owner	Renter	Total	Person
Extremely Low	0	0	0	2
Low Mod	0	0	0	5
Moderate	0	0	0	1
Non Low Moderate	0	0	0	0
Total	0	0	0	8
Percent Low/Mod				100.0%

Annual Accomplishments

Years	Accomplishment Narrative	# Benefiting
2019	The program assisted eight children from income eligible families with scholarships to attend summer camp.	



U.S. Department of Housing and Urban Development  
 Office of Community Planning and Development  
 Integrated Disbursement and Information System  
 CDBG Activity Summary Report (GPR) for Program Year 2019  
 MACOMB COUNTY

Date: 12-Nov-2020  
 Time: 10:38  
 Page: 80

PGM Year: 2019  
 Project: 0008 - 2019 CDBG Public Service Activities  
 IDIS Activity: 3325 - 2019 Care House

Status: Completed 7/27/2020 12:00:00 AM  
 Location: 131 Market St Mount Clemens, MI 48043-1762  
 Objective: Create suitable living environments  
 Outcome: Availability/accessibility  
 Matrix Code: Abused and Neglected Children (05N) National Objective: LMC

Initial Funding Date: 11/08/2019

Description:  
 Care House will use CDBG funds to provide forensic interviews and family services to suspected victims of child abuse at a rate of \$600 per child.  
 Financing

	Fund Type	Grant Year	Grant	Funded Amount	Drawn In Program Year	Drawn Thru Program Year
CDBG	EN	2019	B19UC260005	\$17,068.58	\$17,068.58	\$17,068.58
	PI			\$21,960.00	\$21,960.00	\$21,960.00
<b>Total</b>	<b>Total</b>			<b>\$39,028.58</b>	<b>\$39,028.58</b>	<b>\$39,028.58</b>

Proposed Accomplishments  
 People (General) : 66

Actual Accomplishments

Number assisted:	Owner		Renter		Total		Person	
	Total	Hispanic	Total	Hispanic	Total	Hispanic	Total	Hispanic
White:	0	0	0	0	0	0	56	3
Black/African American:	0	0	0	0	0	0	10	0
Asian:	0	0	0	0	0	0	0	0
American Indian/Alaskan Native:	0	0	0	0	0	0	0	0
Native Hawaiian/Other Pacific Islander:	0	0	0	0	0	0	0	0
American Indian/Alaskan Native & White:	0	0	0	0	0	0	0	0
Asian White:	0	0	0	0	0	0	0	0
Black/African American & White:	0	0	0	0	0	0	1	0
American Indian/Alaskan Native & Black/African American:	0	0	0	0	0	0	0	0
Other multi-racial:	0	0	0	0	0	0	3	0
Asian/Pacific Islander:	0	0	0	0	0	0	0	0
Hispanic:	0	0	0	0	0	0	0	0
<b>Total:</b>	<b>0</b>	<b>0</b>	<b>0</b>	<b>0</b>	<b>0</b>	<b>0</b>	<b>70</b>	<b>3</b>
Female-headed Households:	0		0		0			

PR03 - MACOMB COUNTY

Page: 80 of 149





U.S. Department of Housing and Urban Development  
Office of Community Planning and Development  
Integrated Disbursement and Information System  
CDBG Activity Summary Report (GPR) for Program Year 2019  
MACOMB COUNTY

Date: 12-Nov-2020  
Time: 10:38  
Page: 81

Income Category:	Owner	Renter	Total	Person
Extremely Low	0	0	0	17
Low Mod	0	0	0	27
Moderate	0	0	0	26
Non Low Moderate	0	0	0	0
Total	0	0	0	70
Percent Low/Mod				100.0%

Annual Accomplishments

Years	Accomplishment Narrative	# Benefiting
2019	Care House used CDBG funds to provide forensic interviews and family services to 70 suspected victims of child abuse at a rate of \$600 per child.	



U.S. Department of Housing and Urban Development  
 Office of Community Planning and Development  
 Integrated Disbursement and Information System  
 CDBG Activity Summary Report (GPR) for Program Year 2019  
 MACOMB COUNTY

Date: 12-Nov-2020  
 Time: 10:38  
 Page: 82

PGM Year: 2019  
 Project: 0006 - 2019 CDBG Administration  
 IDIS Activity: 3326 - 2019 Fair Housing Center of Metropolitan Detroit

Status: Completed 9/22/2020 12:00:00 AM  
 Location: ,  
 Objective:  
 Outcome:  
 Matrix Code: Fair Housing Activities (subject to 20% Admin Cap) (21D)  
 National Objective:

Initial Funding Date: 11/08/2019

Description:  
 CDBG funding will be used for investigations and training.  
 Financing

	Fund Type	Grant Year	Grant	Funded Amount	Drawn In Program Year	Drawn Thru Program Year
CDBG	EN	2019	B19UC260005	\$5,000.00	\$0.00	\$0.00
Total	Total			\$5,000.00	\$0.00	\$0.00

Proposed Accomplishments

Actual Accomplishments

Number assisted:	Owner		Renter		Total		Person	
	Total	Hispanic	Total	Hispanic	Total	Hispanic	Total	Hispanic
White:					0	0		
Black/African American:					0	0		
Asian:					0	0		
American Indian/Alaskan Native:					0	0		
Native Hawaiian/Other Pacific Islander:					0	0		
American Indian/Alaskan Native & White:					0	0		
Asian White:					0	0		
Black/African American & White:					0	0		
American Indian/Alaskan Native & Black/African American:					0	0		
Other multi-racial:					0	0		
Asian/Pacific Islander:					0	0		
Hispanic:					0	0		
Total:	0	0	0	0	0	0	0	0
Female-headed Households:					0			
Income Category:	Owner	Renter	Total	Person				



U.S. Department of Housing and Urban Development  
Office of Community Planning and Development  
Integrated Disbursement and Information System  
CDBG Activity Summary Report (GPR) for Program Year 2019  
MACOMB COUNTY

Date: 12-Nov-2020  
Time: 10:38  
Page: 83

Extremely Low			0	
Low Mod			0	
Moderate			0	
Non Low Moderate			0	
Total	0	0	0	0
Percent Low/Mod				

Annual Accomplishments

No data returned for this view. This might be because the applied filter excludes all data.



U.S. Department of Housing and Urban Development  
 Office of Community Planning and Development  
 Integrated Disbursement and Information System  
 CDBG Activity Summary Report (GPR) for Program Year 2019  
 MACOMB COUNTY

Date: 12-Nov-2020  
 Time: 10:38  
 Page: 84

PGM Year: 2019  
 Project: 0008 - 2019 CDBG Public Service Activities  
 IDIS Activity: 3327 - 2019 Interfaith Volunteer Caregivers - Safe at Home

Status: Completed 7/27/2020 12:00:00 AM  
 Location: 8075 Ritter Center Line, MI 48015-1430  
 Objective: Create suitable living environments  
 Outcome: Sustainability  
 Matrix Code: Senior Services (05A)  
 National Objective: LMC

Initial Funding Date: 11/08/2019

Description:  
 Provide administration and program support for the chore service program which provides services to seniors and physically challenged adults to help them remain safely in their home.  
 Financing

	Fund Type	Grant Year	Grant	Funded Amount	Drawn In Program Year	Drawn Thru Program Year
CDBG	EN	2019	B19UC260005	\$3,505.76	\$3,505.76	\$3,505.76
	PI			\$1,193.24	\$1,193.24	\$1,193.24
<b>Total</b>	<b>Total</b>			<b>\$4,699.00</b>	<b>\$4,699.00</b>	<b>\$4,699.00</b>

Proposed Accomplishments

People (General) : 32

Actual Accomplishments

Number assisted:	Owner		Renter		Total		Person	
	Total	Hispanic	Total	Hispanic	Total	Hispanic	Total	Hispanic
White:	0	0	0	0	0	0	25	0
Black/African American:	0	0	0	0	0	0	1	0
Asian:	0	0	0	0	0	0	0	0
American Indian/Alaskan Native:	0	0	0	0	0	0	0	0
Native Hawaiian/Other Pacific Islander:	0	0	0	0	0	0	0	0
American Indian/Alaskan Native & White:	0	0	0	0	0	0	1	0
Asian White:	0	0	0	0	0	0	0	0
Black/African American & White:	0	0	0	0	0	0	1	0
American Indian/Alaskan Native & Black/African American:	0	0	0	0	0	0	0	0
Other multi-racial:	0	0	0	0	0	0	1	0
Asian/Pacific Islander:	0	0	0	0	0	0	0	0
Hispanic:	0	0	0	0	0	0	0	0
<b>Total:</b>	<b>0</b>	<b>0</b>	<b>0</b>	<b>0</b>	<b>0</b>	<b>0</b>	<b>29</b>	<b>0</b>
Female-headed Households:	0		0		0			

PR03 - MACOMB COUNTY

Page: 84 of 149



U.S. Department of Housing and Urban Development  
Office of Community Planning and Development  
Integrated Disbursement and Information System  
CDBG Activity Summary Report (GPR) for Program Year 2019  
MACOMB COUNTY

Date: 12-Nov-2020  
Time: 10:38  
Page: 85

Income Category:	Owner	Renter	Total	Person
Extremely Low	0	0	0	9
Low Mod	0	0	0	15
Moderate	0	0	0	5
Non Low Moderate	0	0	0	0
Total	0	0	0	29
Percent Low/Mod				100.0%

Annual Accomplishments

Years	Accomplishment Narrative	# Benefiting
2019	Interfaith Volunteer Caregivers assisted 29 LMI people through their chore service program. Funds were used to pay for administering the chore program.	



U.S. Department of Housing and Urban Development  
 Office of Community Planning and Development  
 Integrated Disbursement and Information System  
 CDBG Activity Summary Report (GPR) for Program Year 2019  
 MACOMB COUNTY

Date: 12-Nov-2020  
 Time: 10:38  
 Page: 86

PGM Year: 2019  
 Project: 0008 - 2019 CDBG Public Service Activities  
 IDIS Activity: 3328 - 2019 Helping Hands Gifts

Status: Canceled 9/18/2020 12:00:00 AM Objective: Create suitable living environments  
 Location: PO Box 182527 Shelby Township, MI 48318-2527 Outcome: Sustainability  
 Matrix Code: Food Banks (05W) National Objective: LMC

Initial Funding Date: 03/24/2020

Description:

Helping Hands Gifts will provide food baskets at Christmas to income eligible families.  
 Financing

No data returned for this view. This might be because the applied filter excludes all data.

Proposed Accomplishments

People (General) : 200

Actual Accomplishments

Number assisted:

	Owner		Renter		Total		Person	
	Total	Hispanic	Total	Hispanic	Total	Hispanic	Total	Hispanic
White:	0	0	0	0	0	0	0	0
Black/African American:	0	0	0	0	0	0	0	0
Asian:	0	0	0	0	0	0	0	0
American Indian/Alaskan Native:	0	0	0	0	0	0	0	0
Native Hawaiian/Other Pacific Islander:	0	0	0	0	0	0	0	0
American Indian/Alaskan Native & White:	0	0	0	0	0	0	0	0
Asian White:	0	0	0	0	0	0	0	0
Black/African American & White:	0	0	0	0	0	0	0	0
American Indian/Alaskan Native & Black/African American:	0	0	0	0	0	0	0	0
Other multi-racial:	0	0	0	0	0	0	0	0
Asian/Pacific Islander:	0	0	0	0	0	0	0	0



U.S. Department of Housing and Urban Development  
Office of Community Planning and Development  
Integrated Disbursement and Information System  
CDBG Activity Summary Report (GPR) for Program Year 2019  
MACOMB COUNTY

Date: 12-Nov-2020  
Time: 10:38  
Page: 87

Hispanic:	0	0	0	0	0	0	0	0
Total:	0	0	0	0	0	0	0	0
Female-headed Households:	0		0		0			
Income Category:	Owner	Renter	Total	Person				
Extremely Low	0	0	0	0				
Low Mod	0	0	0	0				
Moderate	0	0	0	0				
Non Low Moderate	0	0	0	0				
Total	0	0	0	0				
Percent Low/Mod								

Annual Accomplishments

No data returned for this view. This might be because the applied filter excludes all data.



U.S. Department of Housing and Urban Development  
 Office of Community Planning and Development  
 Integrated Disbursement and Information System  
 CDBG Activity Summary Report (GPR) for Program Year 2019  
 MACOMB COUNTY

Date: 12-Nov-2020  
 Time: 10:38  
 Page: 88

PGM Year: 2019  
 Project: 0008 - 2019 CDBG Public Service Activities  
 IDIS Activity: 3329 - 2019 Macomb County Warming Center

Status: Completed 8/24/2020 12:00:00 AM  
 Location: 2 Crocker Blvd Ste 201 suite 201 Mount Clemens, MI 48043-2558  
 Objective: Create suitable living environments  
 Outcome: Availability/accessibility  
 Matrix Code: Operating Costs of Homeless/AIDS Patients Programs (03T)  
 National Objective: LMC

Initial Funding Date: 11/12/2019

Description:  
 The Macomb County Warming Center will provide night time shelter to the homeless for the winter months.  
 Financing

	Fund Type	Grant Year	Grant	Funded Amount	Drawn In Program Year	Drawn Thru Program Year
CDBG	EN	2019	B19UC260005	\$2,056.00	\$2,056.00	\$2,056.00
	PI			\$5,000.00	\$5,000.00	\$5,000.00
<b>Total</b>	<b>Total</b>			<b>\$7,056.00</b>	<b>\$7,056.00</b>	<b>\$7,056.00</b>

Proposed Accomplishments  
 People (General) : 113

Actual Accomplishments

Number assisted:	Owner		Renter		Total		Person	
	Total	Hispanic	Total	Hispanic	Total	Hispanic	Total	Hispanic
White:	0	0	0	0	0	0	182	3
Black/African American:	0	0	0	0	0	0	123	1
Asian:	0	0	0	0	0	0	0	0
American Indian/Alaskan Native:	0	0	0	0	0	0	0	0
Native Hawaiian/Other Pacific Islander:	0	0	0	0	0	0	0	0
American Indian/Alaskan Native & White:	0	0	0	0	0	0	0	0
Asian White:	0	0	0	0	0	0	0	0
Black/African American & White:	0	0	0	0	0	0	0	0
American Indian/Alaskan Native & Black/African American:	0	0	0	0	0	0	0	0
Other multi-racial:	0	0	0	0	0	0	0	0
Asian/Pacific Islander:	0	0	0	0	0	0	0	0
Hispanic:	0	0	0	0	0	0	0	0
<b>Total:</b>	<b>0</b>	<b>0</b>	<b>0</b>	<b>0</b>	<b>0</b>	<b>0</b>	<b>305</b>	<b>4</b>
Female-headed Households:	0		0		0			

PR03 - MACOMB COUNTY

Page: 88 of 149





U.S. Department of Housing and Urban Development  
Office of Community Planning and Development  
Integrated Disbursement and Information System  
CDBG Activity Summary Report (GPR) for Program Year 2019  
MACOMB COUNTY

Date: 12-Nov-2020  
Time: 10:38  
Page: 89

Income Category:	Owner	Renter	Total	Person
Extremely Low	0	0	0	305
Low Mod	0	0	0	0
Moderate	0	0	0	0
Non Low Moderate	0	0	0	0
Total	0	0	0	305
Percent Low/Mod				100.0%

Annual Accomplishments

Years	Accomplishment Narrative	# Benefiting
2019	305 people were provided with emergency night time shelter.	



U.S. Department of Housing and Urban Development  
 Office of Community Planning and Development  
 Integrated Disbursement and Information System  
 CDBG Activity Summary Report (GPR) for Program Year 2019  
 MACOMB COUNTY

Date: 12-Nov-2020  
 Time: 10:38  
 Page: 90

PGM Year: 2019  
 Project: 0008 - 2019 CDBG Public Service Activities  
 IDIS Activity: 3330 - 2019 MCA Senior Chore Program

Status: Completed 11/10/2020 12:00:00 AM Objective: Create suitable living environments  
 Location: 21885 Dunham Rd Ste 10 Suite 10 Clinton Township, MI Outcome: Sustainability  
 48036-1030 Matrix Code: Senior Services (05A) National Objective: LMC

Initial Funding Date: 11/12/2019

Description:  
 Lawn cutting, snow removal and odd jobs will be done for low income seniors and persons with disabilities.  
 Financing

	Fund Type	Grant Year	Grant	Funded Amount	Drawn In Program Year	Drawn Thru Program Year
CDBG	EN	2019	B19UC260005	\$33,864.08	\$31,189.66	\$31,189.66
	PI			\$20,215.00	\$20,215.00	\$20,215.00
Total	Total			\$54,079.08	\$51,404.66	\$51,404.66

Proposed Accomplishments  
 People (General) : 146

Actual Accomplishments

Number assisted:	Owner		Renter		Total		Person	
	Total	Hispanic	Total	Hispanic	Total	Hispanic	Total	Hispanic
White:	0	0	0	0	0	0	149	1
Black/African American:	0	0	0	0	0	0	16	0
Asian:	0	0	0	0	0	0	0	0
American Indian/Alaskan Native:	0	0	0	0	0	0	1	0
Native Hawaiian/Other Pacific Islander:	0	0	0	0	0	0	0	0
American Indian/Alaskan Native & White:	0	0	0	0	0	0	0	0
Asian White:	0	0	0	0	0	0	0	0
Black/African American & White:	0	0	0	0	0	0	0	0
American Indian/Alaskan Native & Black/African American:	0	0	0	0	0	0	0	0
Other multi-racial:	0	0	0	0	0	0	0	0
Asian/Pacific Islander:	0	0	0	0	0	0	0	0
Hispanic:	0	0	0	0	0	0	0	0
Total:	0	0	0	0	0	0	166	1
Female-headed Households:	0		0		0			

PR03 - MACOMB COUNTY

Page: 90 of 149



U.S. Department of Housing and Urban Development  
Office of Community Planning and Development  
Integrated Disbursement and Information System  
CDBG Activity Summary Report (GPR) for Program Year 2019  
MACOMB COUNTY

Date: 12-Nov-2020  
Time: 10:38  
Page: 91

Income Category:	Owner	Renter	Total	Person
Extremely Low	0	0	0	0
Low Mod	0	0	0	140
Moderate	0	0	0	26
Non Low Moderate	0	0	0	0
Total	0	0	0	166
Percent Low/Mod				100.0%

Annual Accomplishments

Years	Accomplishment Narrative	# Benefiting
2019	During the program year, 166 LMI seniors and people with disabilities were assisted with chore services.	



U.S. Department of Housing and Urban Development  
 Office of Community Planning and Development  
 Integrated Disbursement and Information System  
 CDBG Activity Summary Report (GPR) for Program Year 2019  
 MACOMB COUNTY

Date: 12-Nov-2020  
 Time: 10:38  
 Page: 92

PGM Year: 2019  
 Project: 0006 - 2019 CDBG Administration  
 IDIS Activity: 3331 - 2019 Macomb Homeless Coalition

Status: Completed 2/11/2020 12:00:00 AM  
 Location: ,  
 Objective:  
 Outcome:  
 Matrix Code: General Program Administration (21A) National Objective:

Initial Funding Date: 11/13/2019

Description:  
 The Macomb Homeless Coalition will use the funds for general program administration that benefits the CDBG program.  
 Financing

	Fund Type	Grant Year	Grant	Funded Amount	Drawn In Program Year	Drawn Thru Program Year
CDBG	PI			\$4,000.00	\$4,000.00	\$4,000.00
Total	Total			\$4,000.00	\$4,000.00	\$4,000.00

Proposed Accomplishments

Actual Accomplishments

Number assisted:	Owner		Renter		Total		Person	
	Total	Hispanic	Total	Hispanic	Total	Hispanic	Total	Hispanic
White:					0	0		
Black/African American:					0	0		
Asian:					0	0		
American Indian/Alaskan Native:					0	0		
Native Hawaiian/Other Pacific Islander:					0	0		
American Indian/Alaskan Native & White:					0	0		
Asian White:					0	0		
Black/African American & White:					0	0		
American Indian/Alaskan Native & Black/African American:					0	0		
Other multi-racial:					0	0		
Asian/Pacific Islander:					0	0		
Hispanic:					0	0		
Total:	0	0	0	0	0	0	0	0
Female-headed Households:					0			
Income Category:	Owner	Renter	Total	Person				



U.S. Department of Housing and Urban Development  
Office of Community Planning and Development  
Integrated Disbursement and Information System  
CDBG Activity Summary Report (GPR) for Program Year 2019  
MACOMB COUNTY

Date: 12-Nov-2020  
Time: 10:38  
Page: 93

Extremely Low			0	
Low Mod			0	
Moderate			0	
Non Low Moderate			0	
Total	0	0	0	0
Percent Low/Mod				

Annual Accomplishments

No data returned for this view. This might be because the applied filter excludes all data.



U.S. Department of Housing and Urban Development  
 Office of Community Planning and Development  
 Integrated Disbursement and Information System  
 CDBG Activity Summary Report (GPR) for Program Year 2019  
 MACOMB COUNTY

Date: 12-Nov-2020  
 Time: 10:38  
 Page: 94

PGM Year: 2019  
 Project: 0008 - 2019 CDBG Public Service Activities  
 IDIS Activity: 3332 - 2019 MCREST

Status: Completed 7/27/2020 12:00:00 AM  
 Location: 20415 Erin St Roseville, MI 48066-4535  
 Objective: Create suitable living environments  
 Outcome: Availability/accessibility  
 Matrix Code: Operating Costs of Homeless/AIDS Patients Programs (03T)  
 National Objective: LMC

Initial Funding Date: 11/13/2019

Description:  
 Funds will be used to shelter homeless people through a program which rotates through churches weekly.  
 The cost of each shelter night is \$9.

Financing

	Fund Type	Grant Year	Grant	Funded Amount	Drawn In Program Year	Drawn Thru Program Year
CDBG	EN	2019	B19UC260005	\$504.25	\$504.25	\$504.25
	PI			\$11,769.00	\$11,769.00	\$11,769.00
<b>Total</b>	<b>Total</b>			<b>\$12,273.25</b>	<b>\$12,273.25</b>	<b>\$12,273.25</b>

Proposed Accomplishments

People (General) : 111

Actual Accomplishments

Number assisted:

	Owner		Renter		Total		Person	
	Total	Hispanic	Total	Hispanic	Total	Hispanic	Total	Hispanic
White:	0	0	0	0	0	0	59	0
Black/African American:	0	0	0	0	0	0	115	0
Asian:	0	0	0	0	0	0	0	0
American Indian/Alaskan Native:	0	0	0	0	0	0	0	0
Native Hawaiian/Other Pacific Islander:	0	0	0	0	0	0	0	0
American Indian/Alaskan Native & White:	0	0	0	0	0	0	0	0
Asian White:	0	0	0	0	0	0	0	0
Black/African American & White:	0	0	0	0	0	0	0	0
American Indian/Alaskan Native & Black/African American:	0	0	0	0	0	0	0	0
Other multi-racial:	0	0	0	0	0	0	2	0
Asian/Pacific Islander:	0	0	0	0	0	0	0	0
Hispanic:	0	0	0	0	0	0	0	0
<b>Total:</b>	<b>0</b>	<b>0</b>	<b>0</b>	<b>0</b>	<b>0</b>	<b>0</b>	<b>176</b>	<b>0</b>



U.S. Department of Housing and Urban Development  
Office of Community Planning and Development  
Integrated Disbursement and Information System  
CDBG Activity Summary Report (GPR) for Program Year 2019  
MACOMB COUNTY

Date: 12-Nov-2020  
Time: 10:38  
Page: 95

Female-headed Households:			0	0	0
Income Category:	Owner	Renter	Total	Person	
Extremely Low	0	0	0	176	
Low Mod	0	0	0	0	
Moderate	0	0	0	0	
Non Low Moderate	0	0	0	0	
Total	0	0	0	176	
Percent Low/Mod				100.0%	

Annual Accomplishments

Years	Accomplishment Narrative	# Benefiting
2019	176 people received emergency, overnight shelter.	



U.S. Department of Housing and Urban Development  
 Office of Community Planning and Development  
 Integrated Disbursement and Information System  
 CDBG Activity Summary Report (GPR) for Program Year 2019  
 MACOMB COUNTY

Date: 12-Nov-2020  
 Time: 10:38  
 Page: 96

PGM Year: 2019  
 Project: 0008 - 2019 CDBG Public Service Activities  
 IDIS Activity: 3333 - 2019 Samaritan House

Status: Completed 6/10/2020 12:00:00 AM  
 Location: 62324 Van Dyke Rd Washington Township, MI 48094-1621  
 Objective: Create suitable living environments  
 Outcome: Availability/accessibility  
 Matrix Code: Food Banks (05W)  
 National Objective: LMC

Initial Funding Date: 11/13/2019

Description:  
 CDBG funds will be used to provide 7-10 days of emergency food to LMI persons through the sub-grantee's food bank.  
 Financing

	Fund Type	Grant Year	Grant	Funded Amount	Drawn In Program Year	Drawn Thru Program Year
CDBG	EN	2019	B19UC260005	\$1,420.00	\$1,420.00	\$1,420.00
	PI			\$11,515.58	\$11,515.58	\$11,515.58
<b>Total</b>	<b>Total</b>			<b>\$12,935.58</b>	<b>\$12,935.58</b>	<b>\$12,935.58</b>

Proposed Accomplishments

People (General) : 293

Actual Accomplishments

Number assisted:	Owner		Renter		Total		Person	
	Total	Hispanic	Total	Hispanic	Total	Hispanic	Total	Hispanic
White:	0	0	0	0	0	0	528	87
Black/African American:	0	0	0	0	0	0	48	0
Asian:	0	0	0	0	0	0	23	0
American Indian/Alaskan Native:	0	0	0	0	0	0	3	0
Native Hawaiian/Other Pacific Islander:	0	0	0	0	0	0	0	0
American Indian/Alaskan Native & White:	0	0	0	0	0	0	0	0
Asian White:	0	0	0	0	0	0	0	0
Black/African American & White:	0	0	0	0	0	0	3	0
American Indian/Alaskan Native & Black/African American:	0	0	0	0	0	0	0	0
Other multi-racial:	0	0	0	0	0	0	15	0
Asian/Pacific Islander:	0	0	0	0	0	0	0	0
Hispanic:	0	0	0	0	0	0	0	0
<b>Total:</b>	<b>0</b>	<b>0</b>	<b>0</b>	<b>0</b>	<b>0</b>	<b>0</b>	<b>620</b>	<b>87</b>
Female-headed Households:	0		0		0			

PR03 - MACOMB COUNTY

Page: 96 of 149





U.S. Department of Housing and Urban Development  
Office of Community Planning and Development  
Integrated Disbursement and Information System  
CDBG Activity Summary Report (GPR) for Program Year 2019  
MACOMB COUNTY

Date: 12-Nov-2020  
Time: 10:38  
Page: 97

Income Category:	Owner	Renter	Total	Person
Extremely Low	0	0	0	386
Low Mod	0	0	0	181
Moderate	0	0	0	53
Non Low Moderate	0	0	0	0
Total	0	0	0	620
Percent Low/Mod				100.0%

Annual Accomplishments

Years	Accomplishment Narrative	# Benefiting
2019	620 people were provided with emergency food.	



U.S. Department of Housing and Urban Development  
 Office of Community Planning and Development  
 Integrated Disbursement and Information System  
 CDBG Activity Summary Report (GPR) for Program Year 2019  
 MACOMB COUNTY

Date: 12-Nov-2020  
 Time: 10:38  
 Page: 98

PGM Year: 2019  
 Project: 0008 - 2019 CDBG Public Service Activities  
 IDIS Activity: 3334 - 2019 Shelby Township Lions Club

Status: Completed 2/11/2020 12:00:00 AM      Objective: Create suitable living environments  
 Location: PO Box 182075 Shelby Township, MI 48318-2075      Outcome: Availability/accessibility  
 Matrix Code: Food Banks (05W)      National Objective: LMC

Initial Funding Date: 11/18/2019

Description:

The Shelby Township Lions Club will use CDBG funds to purchase food to distribute to LMI families in Christmas Baskets.

Financing

	Fund Type	Grant Year	Grant	Funded Amount	Drawn In Program Year	Drawn Thru Program Year
CDBG	PI			\$3,251.95	\$3,251.95	\$3,251.95
<b>Total</b>	<b>Total</b>			<b>\$3,251.95</b>	<b>\$3,251.95</b>	<b>\$3,251.95</b>

Proposed Accomplishments

People (General) : 200

Actual Accomplishments

Number assisted:

	Owner		Renter		Total		Person	
	Total	Hispanic	Total	Hispanic	Total	Hispanic	Total	Hispanic
White:	0	0	0	0	0	0	117	22
Black/African American:	0	0	0	0	0	0	10	0
Asian:	0	0	0	0	0	0	3	0
American Indian/Alaskan Native:	0	0	0	0	0	0	0	0
Native Hawaiian/Other Pacific Islander:	0	0	0	0	0	0	0	0
American Indian/Alaskan Native & White:	0	0	0	0	0	0	0	0
Asian White:	0	0	0	0	0	0	0	0
Black/African American & White:	0	0	0	0	0	0	0	0
American Indian/Alaskan Native & Black/African American:	0	0	0	0	0	0	18	0
Other multi-racial:	0	0	0	0	0	0	5	0
Asian/Pacific Islander:	0	0	0	0	0	0	0	0
Hispanic:	0	0	0	0	0	0	0	0
<b>Total:</b>	<b>0</b>	<b>0</b>	<b>0</b>	<b>0</b>	<b>0</b>	<b>0</b>	<b>153</b>	<b>22</b>
Female-headed Households:	0		0		0			



U.S. Department of Housing and Urban Development  
Office of Community Planning and Development  
Integrated Disbursement and Information System  
CDBG Activity Summary Report (GPR) for Program Year 2019  
MACOMB COUNTY

Date: 12-Nov-2020  
Time: 10:38  
Page: 99

Income Category:	Owner	Renter	Total	Person
Extremely Low	0	0	0	94
Low Mod	0	0	0	42
Moderate	0	0	0	17
Non Low Moderate	0	0	0	0
Total	0	0	0	153
Percent Low/Mod				100.0%

Annual Accomplishments

Years	Accomplishment Narrative	# Benefiting
2019	153 LMI persons/41 households received holiday food baskets.	



U.S. Department of Housing and Urban Development  
 Office of Community Planning and Development  
 Integrated Disbursement and Information System  
 CDBG Activity Summary Report (GPR) for Program Year 2019  
 MACOMB COUNTY

Date: 12-Nov-2020  
 Time: 10:38  
 Page: 100

PGM Year: 2019  
 Project: 0008 - 2019 CDBG Public Service Activities  
 IDIS Activity: 3335 - 2019 Society of St. Vincent DePaul

Status: Completed 1/24/2020 12:00:00 AM Objective: Create suitable living environments  
 Location: 18201 23 Mile Rd Macomb, MI 48042-4110 Outcome: Sustainability  
 Matrix Code: Subsistence Payment (05Q) National Objective: LMC

Initial Funding Date: 11/18/2019

Description:  
 PROVIDE FOOD, SHELTER, AND OTHER EMERGENCY ASSISTANCE TO LMI PERSONS WHO ARE AT RISK OF BECOMING HOMELESS.  
 PROGRAM ADMINISTERED BY ST VINCENT DE PAUL.

	Fund Type	Grant Year	Grant	Funded Amount	Drawn In Program Year	Drawn Thru Program Year
CDBG	PI			\$3,693.00	\$3,693.00	\$3,693.00
Total	Total			\$3,693.00	\$3,693.00	\$3,693.00

Proposed Accomplishments  
 People (General) : 23

Actual Accomplishments

Number assisted:	Owner		Renter		Total		Person	
	Total	Hispanic	Total	Hispanic	Total	Hispanic	Total	Hispanic
White:	0	0	0	0	0	0	18	0
Black/African American:	0	0	0	0	0	0	25	0
Asian:	0	0	0	0	0	0	0	0
American Indian/Alaskan Native:	0	0	0	0	0	0	0	0
Native Hawaiian/Other Pacific Islander:	0	0	0	0	0	0	0	0
American Indian/Alaskan Native & White:	0	0	0	0	0	0	0	0
Asian White:	0	0	0	0	0	0	0	0
Black/African American & White:	0	0	0	0	0	0	0	0
American Indian/Alaskan Native & Black/African American:	0	0	0	0	0	0	0	0
Other multi-racial:	0	0	0	0	0	0	0	0
Asian/Pacific Islander:	0	0	0	0	0	0	0	0
Hispanic:	0	0	0	0	0	0	0	0
Total:	0	0	0	0	0	0	43	0
Female-headed Households:	0		0		0			



U.S. Department of Housing and Urban Development  
Office of Community Planning and Development  
Integrated Disbursement and Information System  
CDBG Activity Summary Report (GPR) for Program Year 2019  
MACOMB COUNTY

Date: 12-Nov-2020  
Time: 10:38  
Page: 101

Income Category:	Owner	Renter	Total	Person
Extremely Low	0	0	0	40
Low Mod	0	0	0	3
Moderate	0	0	0	0
Non Low Moderate	0	0	0	0
Total	0	0	0	43
Percent Low/Mod				100.0%

Annual Accomplishments

Years	Accomplishment Narrative	# Benefiting
2019	The program assisted 43 people with rental and utility arrearages.	



U.S. Department of Housing and Urban Development  
 Office of Community Planning and Development  
 Integrated Disbursement and Information System  
 CDBG Activity Summary Report (GPR) for Program Year 2019  
 MACOMB COUNTY

Date: 12-Nov-2020  
 Time: 10:38  
 Page: 102

PGM Year: 2019  
 Project: 0008 - 2019 CDBG Public Service Activities  
 IDIS Activity: 3336 - 2019 Turning Point

Status: Completed 7/27/2020 12:00:00 AM  
 Location: PO Box 1123 Mount Clemens, MI 48046-1123  
 Objective: Create suitable living environments  
 Outcome: Availability/accessibility  
 Matrix Code: Services for victims of domestic violence, dating violence, sexual assault or stalking (05G)  
 National Objective: LMC

Initial Funding Date: 11/18/2019

Description:  
 Turning Point provides shelter to women who are homeless due to domestic violence and/or sexual assault.  
 Funding will be used to provide shelter nights.  
 Financing

	Fund Type	Grant Year	Grant	Funded Amount	Drawn In Program Year	Drawn Thru Program Year
CDBG	EN	2019	B19UC260005	\$16,441.59	\$16,441.59	\$16,441.59
	PI			\$2,600.00	\$2,600.00	\$2,600.00
<b>Total</b>	<b>Total</b>			<b>\$19,041.59</b>	<b>\$19,041.59</b>	<b>\$19,041.59</b>

Proposed Accomplishments

People (General) : 19

Actual Accomplishments

Number assisted:	Owner		Renter		Total		Person	
	Total	Hispanic	Total	Hispanic	Total	Hispanic	Total	Hispanic
White:	0	0	0	0	0	0	8	0
Black/African American:	0	0	0	0	0	0	20	0
Asian:	0	0	0	0	0	0	0	0
American Indian/Alaskan Native:	0	0	0	0	0	0	0	0
Native Hawaiian/Other Pacific Islander:	0	0	0	0	0	0	0	0
American Indian/Alaskan Native & White:	0	0	0	0	0	0	0	0
Asian White:	0	0	0	0	0	0	0	0
Black/African American & White:	0	0	0	0	0	0	0	0
American Indian/Alaskan Native & Black/African American:	0	0	0	0	0	0	0	0
Other multi-racial:	0	0	0	0	0	0	4	0
Asian/Pacific Islander:	0	0	0	0	0	0	0	0
Hispanic:	0	0	0	0	0	0	0	0
<b>Total:</b>	<b>0</b>	<b>0</b>	<b>0</b>	<b>0</b>	<b>0</b>	<b>0</b>	<b>32</b>	<b>0</b>



U.S. Department of Housing and Urban Development  
Office of Community Planning and Development  
Integrated Disbursement and Information System  
CDBG Activity Summary Report (GPR) for Program Year 2019  
MACOMB COUNTY

Date: 12-Nov-2020  
Time: 10:38  
Page: 103

Female-headed Households:			0	0	0
Income Category:	Owner	Renter	Total	Person	
Extremely Low	0	0	0	30	
Low Mod	0	0	0	2	
Moderate	0	0	0	0	
Non Low Moderate	0	0	0	0	
Total	0	0	0	32	
Percent Low/Mod				100.0%	

Annual Accomplishments

Years	Accomplishment Narrative	# Benefiting
2019	Provided 32 victims of domestic violence and/or sexual assault with shelter. Accomplishment level differed from the number of proposed units because the number of shelter nights provided to each person varied.	



U.S. Department of Housing and Urban Development  
 Office of Community Planning and Development  
 Integrated Disbursement and Information System  
 CDBG Activity Summary Report (GPR) for Program Year 2019  
 MACOMB COUNTY

Date: 12-Nov-2020  
 Time: 10:38  
 Page: 104

PGM Year: 2019  
 Project: 0008 - 2019 CDBG Public Service Activities  
 IDIS Activity: 3337 - 2019 Wigs 4 Kids

Status: Completed 7/27/2020 12:00:00 AM Objective: Create suitable living environments  
 Location: 30126 Harper Ave St Clair Shores, MI 48082-1648 Outcome: Availability/accessibility  
 Matrix Code: Youth Services (05D) National Objective: LMC

Initial Funding Date: 11/18/2019

Description:  
 Provide wigs to children from income eligible families that are experiencing hair loss due to medical issues.  
 Financing

	Fund Type	Grant Year	Grant	Funded Amount	Drawn In Program Year	Drawn Thru Program Year
CDBG	EN	2019	B19UC260005	\$1,000.00	\$1,000.00	\$1,000.00
	PI			\$500.00	\$500.00	\$500.00
<b>Total</b>	<b>Total</b>			<b>\$1,500.00</b>	<b>\$1,500.00</b>	<b>\$1,500.00</b>

Proposed Accomplishments

People (General) : 5

Actual Accomplishments

Number assisted:	Owner		Renter		Total		Person	
	Total	Hispanic	Total	Hispanic	Total	Hispanic	Total	Hispanic
White:	0	0	0	0	0	0	0	0
Black/African American:	0	0	0	0	0	0	2	0
Asian:	0	0	0	0	0	0	0	0
American Indian/Alaskan Native:	0	0	0	0	0	0	0	0
Native Hawaiian/Other Pacific Islander:	0	0	0	0	0	0	0	0
American Indian/Alaskan Native & White:	0	0	0	0	0	0	0	0
Asian White:	0	0	0	0	0	0	0	0
Black/African American & White:	0	0	0	0	0	0	0	0
American Indian/Alaskan Native & Black/African American:	0	0	0	0	0	0	0	0
Other multi-racial:	0	0	0	0	0	0	0	0
Asian/Pacific Islander:	0	0	0	0	0	0	0	0
Hispanic:	0	0	0	0	0	0	0	0
<b>Total:</b>	<b>0</b>	<b>0</b>	<b>0</b>	<b>0</b>	<b>0</b>	<b>0</b>	<b>2</b>	<b>0</b>
Female-headed Households:	0		0		0			

PR03 - MACOMB COUNTY

Page: 104 of 149





U.S. Department of Housing and Urban Development  
Office of Community Planning and Development  
Integrated Disbursement and Information System  
CDBG Activity Summary Report (GPR) for Program Year 2019  
MACOMB COUNTY

Date: 12-Nov-2020  
Time: 10:38  
Page: 105

Income Category:	Owner	Renter	Total	Person
Extremely Low	0	0	0	2
Low Mod	0	0	0	0
Moderate	0	0	0	0
Non Low Moderate	0	0	0	0
Total	0	0	0	2
Percent Low/Mod				100.0%

Annual Accomplishments

Years	Accomplishment Narrative	# Benefiting
2019	Provided 2 child with alopecia or cancer with a wig.	



U.S. Department of Housing and Urban Development  
 Office of Community Planning and Development  
 Integrated Disbursement and Information System  
 CDBG Activity Summary Report (GPR) for Program Year 2019  
 MACOMB COUNTY

Date: 12-Nov-2020  
 Time: 10:38  
 Page: 106

PGM Year: 2019  
 Project: 0011 - 2019 CDBG Spot Blight  
 IDIS Activity: 3338 - 2019 Washington Township Historical Society

Status: Canceled 8/17/2020 3:27:31 PM  
 Location: 58230 Van Dyke Rd Washington Township, MI 48094-2765  
 Objective: Create suitable living environments  
 Outcome: Availability/accessibility  
 Matrix Code: Other Public Improvements Not Listed in 03A-03S (03Z)  
 National Objective: LMC

Initial Funding Date: 11/18/2019

Description:

Funds will be used to install a chair lift in the Washington Township Historical Society Museum. The chair lift will make the museum accessible to severely disabled adults.

Financing

No data returned for this view. This might be because the applied filter excludes all data.

Proposed Accomplishments

Public Facilities : 1

Actual Accomplishments

Number assisted:

	Owner		Renter		Total		Person	
	Total	Hispanic	Total	Hispanic	Total	Hispanic	Total	Hispanic
White:	0	0	0	0	0	0	0	0
Black/African American:	0	0	0	0	0	0	0	0
Asian:	0	0	0	0	0	0	0	0
American Indian/Alaskan Native:	0	0	0	0	0	0	0	0
Native Hawaiian/Other Pacific Islander:	0	0	0	0	0	0	0	0
American Indian/Alaskan Native & White:	0	0	0	0	0	0	0	0
Asian White:	0	0	0	0	0	0	0	0
Black/African American & White:	0	0	0	0	0	0	0	0
American Indian/Alaskan Native & Black/African American:	0	0	0	0	0	0	0	0
Other multi-racial:	0	0	0	0	0	0	0	0
Asian/Pacific Islander:	0	0	0	0	0	0	0	0

PR03 - MACOMB COUNTY

Page: 106 of 149



U.S. Department of Housing and Urban Development  
Office of Community Planning and Development  
Integrated Disbursement and Information System  
CDBG Activity Summary Report (GPR) for Program Year 2019  
MACOMB COUNTY

Date: 12-Nov-2020  
Time: 10:38  
Page: 107

Hispanic:	0	0	0	0	0	0	0	0
Total:	0	0	0	0	0	0	0	0
Female-headed Households:	0		0		0			
Income Category:	Owner	Renter	Total	Person				
Extremely Low	0	0	0	0				
Low Mod	0	0	0	0				
Moderate	0	0	0	0				
Non Low Moderate	0	0	0	0				
Total	0	0	0	0				
Percent Low/Mod								

Annual Accomplishments

No data returned for this view. This might be because the applied filter excludes all data.



U.S. Department of Housing and Urban Development  
 Office of Community Planning and Development  
 Integrated Disbursement and Information System  
 CDBG Activity Summary Report (GPR) for Program Year 2019  
 MACOMB COUNTY

Date: 12-Nov-2020  
 Time: 10:38  
 Page: 108

PGM Year: 2019  
 Project: 0007 - 2019 CDBG Housing Rehabilitation  
 IDIS Activity: 3339 - 2019 Minor Home Repair

Status: Open Objective: Provide decent affordable housing  
 Location: Address Suppressed Outcome: Sustainability  
 Matrix Code: Rehab; Single-Unit Residential (14A) National Objective: LMH

Initial Funding Date: 11/18/2019

Description:

Funding will be used to provide eligible owner-occupants of housing with assistance to make minor home repairs. The service area for this activity includes Armada Township, Armada Village, Bruce Township, Macomb Township, Memphis, Mount Clemens, Ray Township, Romeo, Shelby Township, and Washington Township. Assistance will be limited to \$1,000 per household.

Financing

	Fund Type	Grant Year	Grant	Funded Amount	Drawn In Program Year	Drawn Thru Program Year
CDBG	EN	2019	B19UC260005	\$125,726.48	\$31,163.25	\$31,163.25
	PI			\$2,883.52	\$2,883.52	\$2,883.52
Total	Total			\$128,610.00	\$34,046.77	\$34,046.77

Proposed Accomplishments

Housing Units : 129

Actual Accomplishments

Number assisted:

	Owner		Renter		Total		Person	
	Total	Hispanic	Total	Hispanic	Total	Hispanic	Total	Hispanic
White:	49	0	0	0	49	0	0	0
Black/African American:	11	0	0	0	11	0	0	0
Asian:	1	0	0	0	1	0	0	0
American Indian/Alaskan Native:	0	0	0	0	0	0	0	0
Native Hawaiian/Other Pacific Islander:	0	0	0	0	0	0	0	0
American Indian/Alaskan Native & White:	0	0	0	0	0	0	0	0
Asian White:	0	0	0	0	0	0	0	0
Black/African American & White:	0	0	0	0	0	0	0	0
American Indian/Alaskan Native & Black/African American:	0	0	0	0	0	0	0	0
Other multi-racial:	2	0	0	0	2	0	0	0
Asian/Pacific Islander:	0	0	0	0	0	0	0	0
Hispanic:	0	0	0	0	0	0	0	0



U.S. Department of Housing and Urban Development  
 Office of Community Planning and Development  
 Integrated Disbursement and Information System  
 CDBG Activity Summary Report (GPR) for Program Year 2019  
 MACOMB COUNTY

Date: 12-Nov-2020  
 Time: 10:38  
 Page: 109

Total:					63	0	0	0
Female-headed Households:					51	0		51
Income Category:	Owner	Renter	Total	Person				
Extremely Low	48	0	48	0				
Low Mod	12	0	12	0				
Moderate	3	0	3	0				
Non Low Moderate	0	0	0	0				
Total	63	0	63	0				
Percent Low/Mod	100.0%		100.0%					

Annual Accomplishments

Years	Accomplishment Narrative	# Benefiting
2019	Minor Home Repair was completed in 2019 and the funding used was 2017/18	



U.S. Department of Housing and Urban Development  
 Office of Community Planning and Development  
 Integrated Disbursement and Information System  
 CDBG Activity Summary Report (GPR) for Program Year 2019  
 MACOMB COUNTY

Date: 12-Nov-2020  
 Time: 10:38  
 Page: 110

PGM Year: 2019  
 Project: 0008 - 2019 CDBG Public Service Activities  
 IDIS Activity: 3341 - 2019 Harrison Township Dial-A-Ride

Status: Completed 2/11/2020 12:00:00 AM      Objective: Create suitable living environments  
 Location: 26980 Ballard St Harrison Township, MI 48045-6506      Outcome: Availability/accessibility  
 Matrix Code: Senior Services (05A)      National Objective: LMC

Initial Funding Date: 12/05/2019

Description:  
 Public service that provides bus service for senior citizens and persons with disabilities to medical appointments, shopping, and nutrition program.  
 Financing

	Fund Type	Grant Year	Grant	Funded Amount	Drawn In Program Year	Drawn Thru Program Year
CDBG	PI			\$17,474.00	\$17,474.00	\$17,474.00
<b>Total</b>	<b>Total</b>			<b>\$17,474.00</b>	<b>\$17,474.00</b>	<b>\$17,474.00</b>

Proposed Accomplishments

People (General) : 6,500

Actual Accomplishments

Number assisted:	Owner		Renter		Total		Person	
	Total	Hispanic	Total	Hispanic	Total	Hispanic	Total	Hispanic
White:	0	0	0	0	0	0	175	6
Black/African American:	0	0	0	0	0	0	20	0
Asian:	0	0	0	0	0	0	0	0
American Indian/Alaskan Native:	0	0	0	0	0	0	0	0
Native Hawaiian/Other Pacific Islander:	0	0	0	0	0	0	0	0
American Indian/Alaskan Native & White:	0	0	0	0	0	0	0	0
Asian White:	0	0	0	0	0	0	3	0
Black/African American & White:	0	0	0	0	0	0	0	0
American Indian/Alaskan Native & Black/African American:	0	0	0	0	0	0	0	0
Other multi-racial:	0	0	0	0	0	0	0	0
Asian/Pacific Islander:	0	0	0	0	0	0	0	0
Hispanic:	0	0	0	0	0	0	0	0
<b>Total:</b>	<b>0</b>	<b>0</b>	<b>0</b>	<b>0</b>	<b>0</b>	<b>0</b>	<b>198</b>	<b>6</b>
Female-headed Households:	0		0		0			



U.S. Department of Housing and Urban Development  
Office of Community Planning and Development  
Integrated Disbursement and Information System  
CDBG Activity Summary Report (GPR) for Program Year 2019  
MACOMB COUNTY

Date: 12-Nov-2020  
Time: 10:38  
Page: 111

Income Category:	Owner	Renter	Total	Person
Extremely Low	0	0	0	0
Low Mod	0	0	0	0
Moderate	0	0	0	198
Non Low Moderate	0	0	0	0
Total	0	0	0	198
Percent Low/Mod				100.0%

Annual Accomplishments

Years	Accomplishment Narrative	# Benefiting
-------	--------------------------	--------------

2019 Funding provided public transit rides for seniors and persons with disabilities.

The proposed units reported under accomplishment type during set-up (6,500) was based on the number of seniors and disabled that were eligible for the program. The final reported accomplishments (198) was based on the number of people actually served by the activity



U.S. Department of Housing and Urban Development  
 Office of Community Planning and Development  
 Integrated Disbursement and Information System  
 CDBG Activity Summary Report (GPR) for Program Year 2019  
 MACOMB COUNTY

Date: 12-Nov-2020  
 Time: 10:38  
 Page: 112

PGM Year: 2019  
 Project: 0008 - 2019 CDBG Public Service Activities  
 IDIS Activity: 3342 - 2019 Lenox Township Senior Center Programming

Status: Completed 7/27/2020 12:00:00 AM Objective: Create suitable living environments  
 Location: 63775 Gratiot Ave Lenox, MI 48050-2517 Outcome: Availability/accessibility  
 Matrix Code: Senior Services (05A) National Objective: LMC

Initial Funding Date: 12/05/2019

Description:  
 CDBG funds will be used to expand the availability of senior programming.  
 Financing

	Fund Type	Grant Year	Grant	Funded Amount	Drawn In Program Year	Drawn Thru Program Year
CDBG	EN	2019	B19UC260005	\$528.00	\$528.00	\$528.00
<b>Total</b>	<b>Total</b>			<b>\$528.00</b>	<b>\$528.00</b>	<b>\$528.00</b>

Proposed Accomplishments

People (General) : 30

Actual Accomplishments

Number assisted:	Owner		Renter		Total		Person	
	Total	Hispanic	Total	Hispanic	Total	Hispanic	Total	Hispanic
White:	0	0	0	0	0	0	41	0
Black/African American:	0	0	0	0	0	0	0	0
Asian:	0	0	0	0	0	0	0	0
American Indian/Alaskan Native:	0	0	0	0	0	0	0	0
Native Hawaiian/Other Pacific Islander:	0	0	0	0	0	0	0	0
American Indian/Alaskan Native & White:	0	0	0	0	0	0	0	0
Asian White:	0	0	0	0	0	0	0	0
Black/African American & White:	0	0	0	0	0	0	0	0
American Indian/Alaskan Native & Black/African American:	0	0	0	0	0	0	0	0
Other multi-racial:	0	0	0	0	0	0	0	0
Asian/Pacific Islander:	0	0	0	0	0	0	0	0
Hispanic:	0	0	0	0	0	0	0	0
<b>Total:</b>	<b>0</b>	<b>0</b>	<b>0</b>	<b>0</b>	<b>0</b>	<b>0</b>	<b>41</b>	<b>0</b>
Female-headed Households:	0		0		0			





U.S. Department of Housing and Urban Development  
Office of Community Planning and Development  
Integrated Disbursement and Information System  
CDBG Activity Summary Report (GPR) for Program Year 2019  
MACOMB COUNTY

Date: 12-Nov-2020  
Time: 10:38  
Page: 113

Income Category:	Owner	Renter	Total	Person
Extremely Low	0	0	0	0
Low Mod	0	0	0	0
Moderate	0	0	0	41
Non Low Moderate	0	0	0	0
Total	0	0	0	41
Percent Low/Mod				100.0%

Annual Accomplishments

Years	Accomplishment Narrative	# Benefiting
2019	41 seniors were provided transportation for a "Mystery" Lunch Bus Trip activity.	



U.S. Department of Housing and Urban Development  
 Office of Community Planning and Development  
 Integrated Disbursement and Information System  
 CDBG Activity Summary Report (GPR) for Program Year 2019  
 MACOMB COUNTY

Date: 12-Nov-2020  
 Time: 10:38  
 Page: 114

PGM Year: 2019  
 Project: 0008 - 2019 CDBG Public Service Activities  
 IDIS Activity: 3343 - 2019 Macomb Township Senior Center Activities

Status: Completed 7/27/2020 12:00:00 AM Objective: Create suitable living environments  
 Location: 51210 Alma Rd Macomb Township, MI 48042-5689 Outcome: Availability/accessibility  
 Matrix Code: Senior Services (05A) National Objective: LMC

Initial Funding Date: 12/05/2019

Description:

Funding to be used for wages, building services, maintenance, and miscellaneous equipment and services.  
 Supplies and refreshments for senior citizen programs and events as applicable, eligible, and not funded by other outside means may also be charged to this activity.  
 Financing

	Fund Type	Grant Year	Grant	Funded Amount	Drawn In Program Year	Drawn Thru Program Year
CDBG	EN	2018	B18UC260005	\$6,307.02	\$6,307.02	\$6,307.02
		2019	B19UC260005	\$9,034.67	\$9,034.67	\$9,034.67
	PI			\$6,720.10	\$6,720.10	\$6,720.10
Total	Total			\$22,061.79	\$22,061.79	\$22,061.79

Proposed Accomplishments

People (General) : 459

Actual Accomplishments

Number assisted:	Owner		Renter		Total		Person	
	Total	Hispanic	Total	Hispanic	Total	Hispanic	Total	Hispanic
White:	0	0	0	0	0	0	518	2
Black/African American:	0	0	0	0	0	0	2	0
Asian:	0	0	0	0	0	0	1	0
American Indian/Alaskan Native:	0	0	0	0	0	0	0	0
Native Hawaiian/Other Pacific Islander:	0	0	0	0	0	0	1	0
American Indian/Alaskan Native & White:	0	0	0	0	0	0	0	0
Asian White:	0	0	0	0	0	0	0	0
Black/African American & White:	0	0	0	0	0	0	0	0
American Indian/Alaskan Native & Black/African American:	0	0	0	0	0	0	0	0
Other multi-racial:	0	0	0	0	0	0	0	0
Asian/Pacific Islander:	0	0	0	0	0	0	0	0
Hispanic:	0	0	0	0	0	0	0	0
Total:	0	0	0	0	0	0	522	2

PR03 - MACOMB COUNTY

Page: 114 of 149



U.S. Department of Housing and Urban Development  
Office of Community Planning and Development  
Integrated Disbursement and Information System  
CDBG Activity Summary Report (GPR) for Program Year 2019  
MACOMB COUNTY

Date: 12-Nov-2020  
Time: 10:38  
Page: 115

Female-headed Households:			0	0	0
Income Category:	Owner	Renter	Total	Person	
Extremely Low	0	0	0	0	
Low Mod	0	0	0	0	
Moderate	0	0	0	522	
Non Low Moderate	0	0	0	0	
Total	0	0	0	522	
Percent Low/Mod				100.0%	

Annual Accomplishments

Years	Accomplishment Narrative	# Benefiting
2019	1st Qtr - 359 seniors were provided with activities including movies, cards, lectures, luncheons, bingo, and entertainment. 2nd Qtr - 447 seniors were provided with activities including movies, trips, cards, lectures, luncheons, bingo and entertainment. 3rd Qtr - 524 seniors were provided with activities including movies, trips, cards, lectures, luncheons, bingo and entertainment. 4th Qtr - 524 seniors were provided with activities including movies, trips, cards, lectures, luncheons, bingo and entertainment.	



U.S. Department of Housing and Urban Development  
 Office of Community Planning and Development  
 Integrated Disbursement and Information System  
 CDBG Activity Summary Report (GPR) for Program Year 2019  
 MACOMB COUNTY

Date: 12-Nov-2020  
 Time: 10:38  
 Page: 116

PGM Year: 2019  
 Project: 0008 - 2019 CDBG Public Service Activities  
 IDIS Activity: 3344 - 2019 Richmond City Senior Services Coordinator

Status: Completed 7/16/2020 12:00:00 AM  
 Location: 36164 Festival Dr Richmond, MI 48062-1299  
 Objective: Create suitable living environments  
 Outcome: Availability/accessibility  
 Matrix Code: Senior Services (05A) National Objective: LMC

Initial Funding Date: 12/05/2019

Description:  
 Funds will be used to pay the wages for Senior Services Coordinator position.  
 This position is responsible for designing and implementing senior programs and activities.  
 Financing

	Fund Type	Grant Year	Grant	Funded Amount	Drawn In Program Year	Drawn Thru Program Year
CDBG	EN	2019	B19UC260005	\$1,176.16	\$1,176.16	\$1,176.16
	PI			\$1,990.84	\$1,990.84	\$1,990.84
<b>Total</b>	<b>Total</b>			<b>\$3,167.00</b>	<b>\$3,167.00</b>	<b>\$3,167.00</b>

Proposed Accomplishments

People (General) : 860

Actual Accomplishments

Number assisted:	Owner		Renter		Total		Person	
	Total	Hispanic	Total	Hispanic	Total	Hispanic	Total	Hispanic
White:	0	0	0	0	0	0	9	0
Black/African American:	0	0	0	0	0	0	0	0
Asian:	0	0	0	0	0	0	0	0
American Indian/Alaskan Native:	0	0	0	0	0	0	0	0
Native Hawaiian/Other Pacific Islander:	0	0	0	0	0	0	0	0
American Indian/Alaskan Native & White:	0	0	0	0	0	0	1	0
Asian White:	0	0	0	0	0	0	0	0
Black/African American & White:	0	0	0	0	0	0	0	0
American Indian/Alaskan Native & Black/African American:	0	0	0	0	0	0	0	0
Other multi-racial:	0	0	0	0	0	0	0	0
Asian/Pacific Islander:	0	0	0	0	0	0	0	0
Hispanic:	0	0	0	0	0	0	0	0
<b>Total:</b>	<b>0</b>	<b>0</b>	<b>0</b>	<b>0</b>	<b>0</b>	<b>0</b>	<b>10</b>	<b>0</b>



U.S. Department of Housing and Urban Development  
Office of Community Planning and Development  
Integrated Disbursement and Information System  
CDBG Activity Summary Report (GPR) for Program Year 2019  
MACOMB COUNTY

Date: 12-Nov-2020  
Time: 10:38  
Page: 117

Female-headed Households:			0	0	0
Income Category:					
	Owner	Renter	Total	Person	
Extremely Low	0	0	0	0	
Low Mod	0	0	0	10	
Moderate	0	0	0	0	
Non Low Moderate	0	0	0	0	
Total	0	0	0	10	
Percent Low/Mod				100.0%	

Annual Accomplishments

Years	Accomplishment Narrative	# Benefiting
2019	Salary for Senior Activity Coordinator	



U.S. Department of Housing and Urban Development  
 Office of Community Planning and Development  
 Integrated Disbursement and Information System  
 CDBG Activity Summary Report (GPR) for Program Year 2019  
 MACOMB COUNTY

Date: 12-Nov-2020  
 Time: 10:38  
 Page: 118

PGM Year: 2019  
 Project: 0008 - 2019 CDBG Public Service Activities  
 IDIS Activity: 3345 - Shelby Twp Library Large Print Books

Status: Completed 2/11/2020 12:00:00 AM  
 Location: 51680 Van Dyke Ave Shelby Township, MI 48316-4448  
 Objective: Create suitable living environments  
 Outcome: Availability/accessibility  
 Matrix Code: Services for Persons with Disabilities (05B)  
 National Objective: LMC

Initial Funding Date: 12/05/2019

Description:

CDBG funds would be used to purchase the library's collection of large print books for the elderly and visually impaired residents.

Financing

	Fund Type	Grant Year	Grant	Funded Amount	Drawn In Program Year	Drawn Thru Program Year
CDBG	PI			\$1,999.77	\$1,999.77	\$1,999.77
<b>Total</b>	<b>Total</b>			<b>\$1,999.77</b>	<b>\$1,999.77</b>	<b>\$1,999.77</b>

Proposed Accomplishments

People (General) : 10,696

Actual Accomplishments

Number assisted:	Owner		Renter		Total		Person	
	Total	Hispanic	Total	Hispanic	Total	Hispanic	Total	Hispanic
White:	0	0	0	0	0	0	11,195	0
Black/African American:	0	0	0	0	0	0	389	0
Asian:	0	0	0	0	0	0	414	0
American Indian/Alaskan Native:	0	0	0	0	0	0	0	0
Native Hawaiian/Other Pacific Islander:	0	0	0	0	0	0	0	0
American Indian/Alaskan Native & White:	0	0	0	0	0	0	0	0
Asian White:	0	0	0	0	0	0	0	0
Black/African American & White:	0	0	0	0	0	0	0	0
American Indian/Alaskan Native & Black/African American:	0	0	0	0	0	0	0	0
Other multi-racial:	0	0	0	0	0	0	525	300
Asian/Pacific Islander:	0	0	0	0	0	0	0	0
Hispanic:	0	0	0	0	0	0	0	0
<b>Total:</b>	<b>0</b>	<b>0</b>	<b>0</b>	<b>0</b>	<b>0</b>	<b>0</b>	<b>12,523</b>	<b>300</b>
Female-headed Households:	0		0		0			



U.S. Department of Housing and Urban Development  
Office of Community Planning and Development  
Integrated Disbursement and Information System  
CDBG Activity Summary Report (GPR) for Program Year 2019  
MACOMB COUNTY

Date: 12-Nov-2020  
Time: 10:38  
Page: 119

Income Category:	Owner	Renter	Total	Person
Extremely Low	0	0	0	0
Low Mod	0	0	0	12,523
Moderate	0	0	0	0
Non Low Moderate	0	0	0	0
Total	0	0	0	12,523
Percent Low/Mod				100.0%

Annual Accomplishments

Years	Accomplishment Narrative	# Benefiting
2019	Purchase of large print books for circulation at Shelby Township Library and four Library Outposts. One outpost is located at a Nursing/Rehab facility.	



U.S. Department of Housing and Urban Development  
 Office of Community Planning and Development  
 Integrated Disbursement and Information System  
 CDBG Activity Summary Report (GPR) for Program Year 2019  
 MACOMB COUNTY

Date: 12-Nov-2020  
 Time: 10:38  
 Page: 120

PGM Year: 2019  
 Project: 0008 - 2019 CDBG Public Service Activities  
 IDIS Activity: 3347 - 2019 Ray Township Senior Program

Status: Completed 5/14/2020 12:00:00 AM      Objective: Create suitable living environments  
 Location: 64255 Wolcott Rd Ray Township, MI 48096-2433      Outcome: Availability/accessibility  
 Matrix Code: Senior Services (05A)      National Objective: LMC

Initial Funding Date: 01/13/2020

Description:  
 Senior Center programs and activities.  
 Financing

	Fund Type	Grant Year	Grant	Funded Amount	Drawn In Program Year	Drawn Thru Program Year
CDBG	PI			\$2,200.00	\$2,200.00	\$2,200.00
<b>Total</b>	<b>Total</b>			<b>\$2,200.00</b>	<b>\$2,200.00</b>	<b>\$2,200.00</b>

Proposed Accomplishments

People (General) : 478

Actual Accomplishments

Number assisted:	Owner		Renter		Total		Person	
	Total	Hispanic	Total	Hispanic	Total	Hispanic	Total	Hispanic
White:	0	0	0	0	0	0	400	42
Black/African American:	0	0	0	0	0	0	6	0
Asian:	0	0	0	0	0	0	0	0
American Indian/Alaskan Native:	0	0	0	0	0	0	0	0
Native Hawaiian/Other Pacific Islander:	0	0	0	0	0	0	0	0
American Indian/Alaskan Native & White:	0	0	0	0	0	0	0	0
Asian White:	0	0	0	0	0	0	0	0
Black/African American & White:	0	0	0	0	0	0	3	0
American Indian/Alaskan Native & Black/African American:	0	0	0	0	0	0	0	0
Other multi-racial:	0	0	0	0	0	0	3	0
Asian/Pacific Islander:	0	0	0	0	0	0	0	0
Hispanic:	0	0	0	0	0	0	0	0
<b>Total:</b>	<b>0</b>	<b>0</b>	<b>0</b>	<b>0</b>	<b>0</b>	<b>0</b>	<b>412</b>	<b>42</b>
Female-headed Households:	0		0		0			





U.S. Department of Housing and Urban Development  
Office of Community Planning and Development  
Integrated Disbursement and Information System  
CDBG Activity Summary Report (GPR) for Program Year 2019  
MACOMB COUNTY

Date: 12-Nov-2020  
Time: 10:38  
Page: 121

Income Category:	Owner	Renter	Total	Person
Extremely Low	0	0	0	17
Low Mod	0	0	0	185
Moderate	0	0	0	210
Non Low Moderate	0	0	0	0
Total	0	0	0	412
Percent Low/Mod				100.0%

Annual Accomplishments

Years	Accomplishment Narrative	# Benefiting
2019	Funds paid staff wages to operate and program the Senior Center.	



U.S. Department of Housing and Urban Development  
 Office of Community Planning and Development  
 Integrated Disbursement and Information System  
 CDBG Activity Summary Report (GPR) for Program Year 2019  
 MACOMB COUNTY

Date: 12-Nov-2020  
 Time: 10:38  
 Page: 122

PGM Year: 2019  
 Project: 0010 - 2019 CDBG Public Facilities and Infrastructure  
 IDIS Activity: 3355 - 2019 Shelby Township Shelby Road Sidewalks

Status: Open Objective: Create suitable living environments  
 Location: 52700 Van Dyke Ave Shelby Township, MI 48316-3556 Outcome: Availability/accessibility  
 Matrix Code: Sidewalks (03L) National Objective: LMA

Initial Funding Date: 03/24/2020

Description:  
 CDBG funds will be used to install sidewalks on the east side of Shelby Road in Shelby Township.  
 Financing

	Fund Type	Grant Year	Grant	Funded Amount	Drawn In Program Year	Drawn Thru Program Year
CDBG	EN	2019	B19UC260005	\$118,732.00	\$0.00	\$0.00
Total	Total			\$118,732.00	\$0.00	\$0.00

Proposed Accomplishments  
 People (General) : 1,480  
 Total Population in Service Area: 1,480  
 Census Tract Percent Low / Mod: 50.68

Years	Accomplishment Narrative	# Benefitting
2019	The contract was awarded but construction had not begun prior to 6/30/20.	
2020	The project involves construction of a seven (7) foot wide sidewalk on the east side of Shelby Road between Montgomery Street and the Middle Branch of the Clinton River for a distance of 950 feet. The sidewalk project extends the current sidewalk from 23 Mile Road north to Montgomery Street.	



U.S. Department of Housing and Urban Development  
 Office of Community Planning and Development  
 Integrated Disbursement and Information System  
 CDBG Activity Summary Report (GPR) for Program Year 2019  
 MACOMB COUNTY

Date: 12-Nov-2020  
 Time: 10:38  
 Page: 123

PGM Year: 2019  
 Project: 0010 - 2019 CDBG Public Facilities and Infrastructure  
 IDIS Activity: 3356 - 2019 Mount Clemens Community Center ADA Improvements

Status: Open Objective: Create suitable living environments  
 Location: 300 N Groesbeck Hwy Mount Clemens, MI 48043-1545 Outcome: Availability/accessibility  
 Matrix Code: Parks, Recreational Facilities (03F) National Objective: LMC

Initial Funding Date: 03/24/2020

Description:  
 CDBG funds will be used to install ADA compliant doors at the Mount Clemens Community Center.  
 Financing

	Fund Type	Grant Year	Grant	Funded Amount	Drawn In Program Year	Drawn Thru Program Year
CDBG	EN	2019	B19UC260005	\$51,954.00	\$0.00	\$0.00
<b>Total</b>	<b>Total</b>			<b>\$51,954.00</b>	<b>\$0.00</b>	<b>\$0.00</b>

Proposed Accomplishments

Public Facilities : 1

Actual Accomplishments

Number assisted:	Owner		Renter		Total		Person	
	Total	Hispanic	Total	Hispanic	Total	Hispanic	Total	Hispanic
White:	0	0	0	0	0	0	0	0
Black/African American:	0	0	0	0	0	0	0	0
Asian:	0	0	0	0	0	0	0	0
American Indian/Alaskan Native:	0	0	0	0	0	0	0	0
Native Hawaiian/Other Pacific Islander:	0	0	0	0	0	0	0	0
American Indian/Alaskan Native & White:	0	0	0	0	0	0	0	0
Asian White:	0	0	0	0	0	0	0	0
Black/African American & White:	0	0	0	0	0	0	0	0
American Indian/Alaskan Native & Black/African American:	0	0	0	0	0	0	0	0
Other multi-racial:	0	0	0	0	0	0	0	0
Asian/Pacific Islander:	0	0	0	0	0	0	0	0
Hispanic:	0	0	0	0	0	0	0	0
<b>Total:</b>	<b>0</b>	<b>0</b>	<b>0</b>	<b>0</b>	<b>0</b>	<b>0</b>	<b>0</b>	<b>0</b>
Female-headed Households:	0		0		0		0	



U.S. Department of Housing and Urban Development  
Office of Community Planning and Development  
Integrated Disbursement and Information System  
CDBG Activity Summary Report (GPR) for Program Year 2019  
MACOMB COUNTY

Date: 12-Nov-2020  
Time: 10:38  
Page: 124

Income Category:	Owner	Renter	Total	Person
Extremely Low	0	0	0	0
Low Mod	0	0	0	0
Moderate	0	0	0	0
Non Low Moderate	0	0	0	0
Total	0	0	0	0
Percent Low/Mod				

Annual Accomplishments

Years	Accomplishment Narrative	# Benefiting
2019	The project was bid out during the 2019 program year but only one bid was received and it did not meet cost reasonableness. The project is being rebid, awarded and constructed during the 2020 program year.	



U.S. Department of Housing and Urban Development  
 Office of Community Planning and Development  
 Integrated Disbursement and Information System  
 CDBG Activity Summary Report (GPR) for Program Year 2019  
 MACOMB COUNTY

Date: 12-Nov-2020  
 Time: 10:38  
 Page: 125

PGM Year: 2019  
 Project: 0008 - 2019 CDBG Public Service Activities  
 IDIS Activity: 3357 - 2019 Chesterfield Township Senior Citizen Program

Status: Completed 7/27/2020 12:00:00 AM Objective: Create suitable living environments  
 Location: 47275 Sugarbush Rd Chesterfield, MI 48047-5156 Outcome: Availability/accessibility  
 Matrix Code: Senior Services (05A) National Objective: LMC

Initial Funding Date: 03/24/2020

Description:  
 CDBG funds will be used to help support the programming and operation of the Chesterfield Senior Center.  
 Financing

	Fund Type	Grant Year	Grant	Funded Amount	Drawn In Program Year	Drawn Thru Program Year
CDBG	EN	2019	B19UC260005	\$8,965.61	\$8,965.61	\$8,965.61
<b>Total</b>	<b>Total</b>			<b>\$8,965.61</b>	<b>\$8,965.61</b>	<b>\$8,965.61</b>

Proposed Accomplishments

People (General) : 3,310

Actual Accomplishments

Number assisted:	Owner		Renter		Total		Person	
	Total	Hispanic	Total	Hispanic	Total	Hispanic	Total	Hispanic
White:	0	0	0	0	0	0	361	2
Black/African American:	0	0	0	0	0	0	4	0
Asian:	0	0	0	0	0	0	3	0
American Indian/Alaskan Native:	0	0	0	0	0	0	1	0
Native Hawaiian/Other Pacific Islander:	0	0	0	0	0	0	0	0
American Indian/Alaskan Native & White:	0	0	0	0	0	0	4	0
Asian White:	0	0	0	0	0	0	0	0
Black/African American & White:	0	0	0	0	0	0	0	0
American Indian/Alaskan Native & Black/African American:	0	0	0	0	0	0	0	0
Other multi-racial:	0	0	0	0	0	0	8	2
Asian/Pacific Islander:	0	0	0	0	0	0	0	0
Hispanic:	0	0	0	0	0	0	0	0
<b>Total:</b>	<b>0</b>	<b>0</b>	<b>0</b>	<b>0</b>	<b>0</b>	<b>0</b>	<b>381</b>	<b>4</b>
Female-headed Households:	0		0		0			



U.S. Department of Housing and Urban Development  
Office of Community Planning and Development  
Integrated Disbursement and Information System  
CDBG Activity Summary Report (GPR) for Program Year 2019  
MACOMB COUNTY

Date: 12-Nov-2020  
Time: 10:38  
Page: 126

Income Category:	Owner	Renter	Total	Person
Extremely Low	0	0	0	0
Low Mod	0	0	0	0
Moderate	0	0	0	381
Non Low Moderate	0	0	0	0
Total	0	0	0	381
Percent Low/Mod				100.0%

Annual Accomplishments

Years	Accomplishment Narrative	# Benefiting
2019	381 seniors received services through the Chesterfield Senior Center.	



U.S. Department of Housing and Urban Development  
 Office of Community Planning and Development  
 Integrated Disbursement and Information System  
 CDBG Activity Summary Report (GPR) for Program Year 2019  
 MACOMB COUNTY

Date: 12-Nov-2020  
 Time: 10:38  
 Page: 127

PGM Year: 2019  
 Project: 0010 - 2019 CDBG Public Facilities and Infrastructure  
 IDIS Activity: 3358 - 2019 Chesterfield ADA Improvements

Status: Open  
 Location: 47275 Sugarbush Rd Chesterfield, MI 48047-5156  
 Objective: Create suitable living environments  
 Outcome: Availability/accessibility  
 Matrix Code: Other Public Improvements Not Listed in 03A-03S (03Z)  
 National Objective: LMC

Initial Funding Date: 03/24/2020

Description:  
 CDBG funds will be used to make ADA improvement to Chesterfield Township municipal building.  
 Financing

	Fund Type	Grant Year	Grant	Funded Amount	Drawn In Program Year	Drawn Thru Program Year
CDBG	EN	2019	B19UC260005	\$78,386.00	\$0.00	\$0.00
<b>Total</b>	<b>Total</b>			<b>\$78,386.00</b>	<b>\$0.00</b>	<b>\$0.00</b>

Proposed Accomplishments

Public Facilities : 1

Actual Accomplishments

Number assisted:	Owner		Renter		Total		Person	
	Total	Hispanic	Total	Hispanic	Total	Hispanic	Total	Hispanic
White:	0	0	0	0	0	0	0	0
Black/African American:	0	0	0	0	0	0	0	0
Asian:	0	0	0	0	0	0	0	0
American Indian/Alaskan Native:	0	0	0	0	0	0	0	0
Native Hawaiian/Other Pacific Islander:	0	0	0	0	0	0	0	0
American Indian/Alaskan Native & White:	0	0	0	0	0	0	0	0
Asian White:	0	0	0	0	0	0	0	0
Black/African American & White:	0	0	0	0	0	0	0	0
American Indian/Alaskan Native & Black/African American:	0	0	0	0	0	0	0	0
Other multi-racial:	0	0	0	0	0	0	0	0
Asian/Pacific Islander:	0	0	0	0	0	0	0	0
Hispanic:	0	0	0	0	0	0	0	0
<b>Total:</b>	<b>0</b>	<b>0</b>	<b>0</b>	<b>0</b>	<b>0</b>	<b>0</b>	<b>0</b>	<b>0</b>
Female-headed Households:	0		0		0			



U.S. Department of Housing and Urban Development  
Office of Community Planning and Development  
Integrated Disbursement and Information System  
CDBG Activity Summary Report (GPR) for Program Year 2019  
MACOMB COUNTY

Date: 12-Nov-2020  
Time: 10:38  
Page: 128

Income Category:	Owner	Renter	Total	Person
Extremely Low	0	0	0	0
Low Mod	0	0	0	0
Moderate	0	0	0	0
Non Low Moderate	0	0	0	0
Total	0	0	0	0
Percent Low/Mod				

Annual Accomplishments

Years	Accomplishment Narrative	# Benefiting
2019	During the 2019 program year this project was bid out. The project was awarded and construction to take place during the 2020 program year.	





U.S. Department of Housing and Urban Development  
 Office of Community Planning and Development  
 Integrated Disbursement and Information System  
 CDBG Activity Summary Report (GPR) for Program Year 2019  
 MACOMB COUNTY

Date: 12-Nov-2020  
 Time: 10:38  
 Page: 129

PGM Year: 2019  
 Project: 0010 - 2019 CDBG Public Facilities and Infrastructure  
 IDIS Activity: 3359 - 2019 Harrison Township Union Lake Sidewalks

Status: Open Objective: Create suitable living environments  
 Location: 38151 Lanse Creuse St Harrison Township, MI 48045-3479 Outcome: Availability/accessibility  
 Matrix Code: Sidewalks (03L) National Objective: LMA

Initial Funding Date: 03/24/2020

Description:  
 CDBG funds will be used to install 5' sidewalks to connect the neighborhood along Union Lake between Metro Parkway and Shook.  
 Financing

	Fund Type	Grant Year	Grant	Funded Amount	Drawn In Program Year	Drawn Thru Program Year
CDBG	EN	2019	B19UC260005	\$62,170.00	\$0.00	\$0.00
Total	Total			\$62,170.00	\$0.00	\$0.00

Proposed Accomplishments  
 People (General) : 1,940  
 Total Population in Service Area: 1,940  
 Census Tract Percent Low / Mod: 65.46

Years	Accomplishment Narrative	# Benefitting
2019	During the 2019 program year this project was bid out and the contract was awarded. Construction to take place during the 2019 and 2020 program year.	



U.S. Department of Housing and Urban Development  
 Office of Community Planning and Development  
 Integrated Disbursement and Information System  
 CDBG Activity Summary Report (GPR) for Program Year 2019  
 MACOMB COUNTY

Date: 12-Nov-2020  
 Time: 10:38  
 Page: 130

PGM Year: 2019  
 Project: 0010 - 2019 CDBG Public Facilities and Infrastructure  
 IDIS Activity: 3360 - 2019 New Baltimore Maynard Park ADA Restrooms

Status: Canceled 10/21/2020 12:26:26 PM Objective: Create suitable living environments  
 Location: 52999 Huntley Avenue New Baltimore, MI 48047 Outcome: Availability/accessibility  
 Matrix Code: Parks, Recreational Facilities (03F) National Objective: LMC

Initial Funding Date: 03/24/2020

Description:  
 CDBG funds will be used to make ADA improvements to the bathrooms located in Maynard Park.  
 Financing

No data returned for this view. This might be because the applied filter excludes all data.

Proposed Accomplishments

Public Facilities : 1

Actual Accomplishments

Number assisted:

	Owner		Renter		Total		Person	
	Total	Hispanic	Total	Hispanic	Total	Hispanic	Total	Hispanic
White:	0	0	0	0	0	0	0	0
Black/African American:	0	0	0	0	0	0	0	0
Asian:	0	0	0	0	0	0	0	0
American Indian/Alaskan Native:	0	0	0	0	0	0	0	0
Native Hawaiian/Other Pacific Islander:	0	0	0	0	0	0	0	0
American Indian/Alaskan Native & White:	0	0	0	0	0	0	0	0
Asian White:	0	0	0	0	0	0	0	0
Black/African American & White:	0	0	0	0	0	0	0	0
American Indian/Alaskan Native & Black/African American:	0	0	0	0	0	0	0	0
Other multi-racial:	0	0	0	0	0	0	0	0
Asian/Pacific Islander:	0	0	0	0	0	0	0	0



U.S. Department of Housing and Urban Development  
 Office of Community Planning and Development  
 Integrated Disbursement and Information System  
 CDBG Activity Summary Report (GPR) for Program Year 2019  
 MACOMB COUNTY

Date: 12-Nov-2020  
 Time: 10:38  
 Page: 131

Hispanic:	0	0	0	0	0	0	0	0
Total:	0	0	0	0	0	0	0	0
Female-headed Households:	0		0		0			
Income Category:								
	Owner	Renter	Total		Person			
Extremely Low	0	0	0		0			
Low Mod	0	0	0		0			
Moderate	0	0	0		0			
Non Low Moderate	0	0	0		0			
Total	0	0	0		0			
Percent Low/Mod								

Annual Accomplishments

Years	Accomplishment Narrative	# Benefiting
2019	The County never received the signed agreement for this project from the community. There was no action taken for this project during the 2019 program year.	



U.S. Department of Housing and Urban Development  
 Office of Community Planning and Development  
 Integrated Disbursement and Information System  
 CDBG Activity Summary Report (GPR) for Program Year 2019  
 MACOMB COUNTY

Date: 12-Nov-2020  
 Time: 10:38  
 Page: 132

PGM Year: 2019  
 Project: 0008 - 2019 CDBG Public Service Activities  
 IDIS Activity: 3361 - 2019 Utica Library Large Print Books

Status: Open Objective: Create suitable living environments  
 Location: 7530 Auburn Rd Utica, MI 48317-5216 Outcome: Availability/accessibility  
 Matrix Code: Senior Services (05A) National Objective: LMC

Initial Funding Date: 03/24/2020

Description:  
 CDBG funds will be used to purchase large print reading and audio material for seniors and the visually impaired.  
 Financing

	Fund Type	Grant Year	Grant	Funded Amount	Drawn In Program Year	Drawn Thru Program Year
CDBG	EN	2019	B19UC260005	\$600.00	\$0.00	\$0.00
<b>Total</b>	<b>Total</b>			<b>\$600.00</b>	<b>\$0.00</b>	<b>\$0.00</b>

Proposed Accomplishments

People (General) : 829

Actual Accomplishments

Number assisted:	Owner		Renter		Total		Person	
	Total	Hispanic	Total	Hispanic	Total	Hispanic	Total	Hispanic
White:	0	0	0	0	0	0	766	0
Black/African American:	0	0	0	0	0	0	2	0
Asian:	0	0	0	0	0	0	6	0
American Indian/Alaskan Native:	0	0	0	0	0	0	0	0
Native Hawaiian/Other Pacific Islander:	0	0	0	0	0	0	0	0
American Indian/Alaskan Native & White:	0	0	0	0	0	0	0	0
Asian White:	0	0	0	0	0	0	0	0
Black/African American & White:	0	0	0	0	0	0	0	0
American Indian/Alaskan Native & Black/African American:	0	0	0	0	0	0	0	0
Other multi-racial:	0	0	0	0	0	0	55	0
Asian/Pacific Islander:	0	0	0	0	0	0	0	0
Hispanic:	0	0	0	0	0	0	0	0
<b>Total:</b>	<b>0</b>	<b>0</b>	<b>0</b>	<b>0</b>	<b>0</b>	<b>0</b>	<b>829</b>	<b>0</b>
Female-headed Households:	0		0		0			



U.S. Department of Housing and Urban Development  
Office of Community Planning and Development  
Integrated Disbursement and Information System  
CDBG Activity Summary Report (GPR) for Program Year 2019  
MACOMB COUNTY

Date: 12-Nov-2020  
Time: 10:38  
Page: 133

Income Category:	Owner	Renter	Total	Person
Extremely Low	0	0	0	0
Low Mod	0	0	0	829
Moderate	0	0	0	0
Non Low Moderate	0	0	0	0
Total	0	0	0	829
Percent Low/Mod				100.0%

Annual Accomplishments

Years	Accomplishment Narrative	# Benefiting
2019	The library provided an increased number and improved selection of large print books, audio books and CDs for elderly individuals and persons with disabilities.	



U.S. Department of Housing and Urban Development  
 Office of Community Planning and Development  
 Integrated Disbursement and Information System  
 CDBG Activity Summary Report (GPR) for Program Year 2019  
 MACOMB COUNTY

Date: 12-Nov-2020  
 Time: 10:38  
 Page: 134

PGM Year: 2019  
 Project: 0010 - 2019 CDBG Public Facilities and Infrastructure  
 IDIS Activity: 3362 - 2019 Richmond Township Senior Center Roof

Status: Completed 9/3/2020 12:00:00 AM Objective: Create suitable living environments  
 Location: 75801 Memphis Ridge Rd Richmond, MI 48062 Outcome: Sustainability  
 Matrix Code: Senior Centers (03A) National Objective: LMC

Initial Funding Date: 03/24/2020

Description:  
 CDBG funds will be used to re-roof the Richmond Township Senior Center.  
 The current roof on the building exceeds 20 years and the shingles are beginning to deteriorate and fall off.  
 Financing

	Fund Type	Grant Year	Grant	Funded Amount	Drawn In Program Year	Drawn Thru Program Year
CDBG	EN	2019	B19UC260005	\$1,624.00	\$0.00	\$0.00
	PI			\$7,123.00	\$0.00	\$0.00
<b>Total</b>	<b>Total</b>			<b>\$8,747.00</b>	<b>\$0.00</b>	<b>\$0.00</b>

Proposed Accomplishments

Public Facilities : 1

Actual Accomplishments

Number assisted:	Owner		Renter		Total		Person	
	Total	Hispanic	Total	Hispanic	Total	Hispanic	Total	Hispanic
White:	0	0	0	0	0	0	149	0
Black/African American:	0	0	0	0	0	0	0	0
Asian:	0	0	0	0	0	0	0	0
American Indian/Alaskan Native:	0	0	0	0	0	0	0	0
Native Hawaiian/Other Pacific Islander:	0	0	0	0	0	0	0	0
American Indian/Alaskan Native & White:	0	0	0	0	0	0	0	0
Asian White:	0	0	0	0	0	0	0	0
Black/African American & White:	0	0	0	0	0	0	0	0
American Indian/Alaskan Native & Black/African American:	0	0	0	0	0	0	0	0
Other multi-racial:	0	0	0	0	0	0	0	0
Asian/Pacific Islander:	0	0	0	0	0	0	0	0
Hispanic:	0	0	0	0	0	0	0	0
<b>Total:</b>	<b>0</b>	<b>0</b>	<b>0</b>	<b>0</b>	<b>0</b>	<b>0</b>	<b>149</b>	<b>0</b>



U.S. Department of Housing and Urban Development  
 Office of Community Planning and Development  
 Integrated Disbursement and Information System  
 CDBG Activity Summary Report (GPR) for Program Year 2019  
 MACOMB COUNTY

Date: 12-Nov-2020  
 Time: 10:38  
 Page: 135

Female-headed Households:			0	0	0
Income Category:					
	Owner	Renter	Total	Person	
Extremely Low	0	0	0	0	
Low Mod	0	0	0	0	
Moderate	0	0	0	149	
Non Low Moderate	0	0	0	0	
Total	0	0	0	149	
Percent Low/Mod				100.0%	

Annual Accomplishments

Years	Accomplishment Narrative	# Benefiting
2019	A new roof replacing a 20 yr old roof was installed at the Senior Center located on the Township municipal campus.	



U.S. Department of Housing and Urban Development  
 Office of Community Planning and Development  
 Integrated Disbursement and Information System  
 CDBG Activity Summary Report (GPR) for Program Year 2019  
 MACOMB COUNTY

Date: 12-Nov-2020  
 Time: 10:38  
 Page: 136

PGM Year: 2019  
 Project: 0010 - 2019 CDBG Public Facilities and Infrastructure  
 IDIS Activity: 3363 - 2019 Richmond City ADA Door Project  
 Status: Completed 9/22/2020 12:00:00 AM  
 Location: 36725 Division Rd Richmond, MI 48062-1543  
 Objective: Create suitable living environments  
 Outcome: Availability/accessibility  
 Matrix Code: Senior Centers (03A)  
 National Objective: LMC

Initial Funding Date: 03/24/2020

Description:  
 CDBG funds will be used to install ADA compliant doors on the main front entrance of the City Hall.  
 This project will increase accessibility to City Hall for both elderly and those with disabilities.  
 Financing

	Fund Type	Grant Year	Grant	Funded Amount	Drawn In Program Year	Drawn Thru Program Year
CDBG	EN	2019	B19UC260005	\$4,710.00	\$0.00	\$0.00
Total	Total			\$4,710.00	\$0.00	\$0.00

Proposed Accomplishments  
 Public Facilities : 1

Actual Accomplishments

Number assisted:	Owner		Renter		Total		Person	
	Total	Hispanic	Total	Hispanic	Total	Hispanic	Total	Hispanic
White:	0	0	0	0	0	0	1,183	17
Black/African American:	0	0	0	0	0	0	9	0
Asian:	0	0	0	0	0	0	0	0
American Indian/Alaskan Native:	0	0	0	0	0	0	0	0
Native Hawaiian/Other Pacific Islander:	0	0	0	0	0	0	0	0
American Indian/Alaskan Native & White:	0	0	0	0	0	0	11	0
Asian White:	0	0	0	0	0	0	1	0
Black/African American & White:	0	0	0	0	0	0	4	0
American Indian/Alaskan Native & Black/African American:	0	0	0	0	0	0	0	0
Other multi-racial:	0	0	0	0	0	0	0	0
Asian/Pacific Islander:	0	0	0	0	0	0	0	0
Hispanic:	0	0	0	0	0	0	0	0
Total:	0	0	0	0	0	0	1,208	17
Female-headed Households:	0		0		0			

PR03 - MACOMB COUNTY

Page: 136 of 149





U.S. Department of Housing and Urban Development  
Office of Community Planning and Development  
Integrated Disbursement and Information System  
CDBG Activity Summary Report (GPR) for Program Year 2019  
MACOMB COUNTY

Date: 12-Nov-2020  
Time: 10:38  
Page: 137

Income Category:	Owner	Renter	Total	Person
Extremely Low	0	0	0	0
Low Mod	0	0	0	1,208
Moderate	0	0	0	0
Non Low Moderate	0	0	0	0
Total	0	0	0	1,208
Percent Low/Mod				100.0%

Annual Accomplishments

Years	Accomplishment Narrative	# Benefiting
2019	Installation of two (2) automatic door actuators for the front (main public) entrance to City to increase accessibility for elderly and residents having disabilities.	



U.S. Department of Housing and Urban Development  
 Office of Community Planning and Development  
 Integrated Disbursement and Information System  
 CDBG Activity Summary Report (GPR) for Program Year 2019  
 MACOMB COUNTY

Date: 12-Nov-2020  
 Time: 10:38  
 Page: 138

PGM Year: 2019  
 Project: 0010 - 2019 CDBG Public Facilities and Infrastructure  
 IDIS Activity: 3364 - 2019 Macomb Township Sidewalk Ramp Replacement

Status: Open Objective: Create suitable living environments  
 Location: 54111 Broughton Rd Macomb Township, MI 48042-1831 Outcome: Availability/accessibility  
 Matrix Code: Sidewalks (03L) National Objective: LMC

Initial Funding Date: 03/24/2020

Description:  
 CDBG funds will be used to install ADA compliant sidewalk curb cut ramps.  
 Financing

	Fund Type	Grant Year	Grant	Funded Amount	Drawn In Program Year	Drawn Thru Program Year
CDBG	EN	2019	B19UC260005	\$105,579.00	\$0.00	\$0.00
<b>Total</b>	<b>Total</b>			<b>\$105,579.00</b>	<b>\$0.00</b>	<b>\$0.00</b>

Proposed Accomplishments

Public Facilities : 20

Actual Accomplishments

Number assisted:	Owner		Renter		Total		Person	
	Total	Hispanic	Total	Hispanic	Total	Hispanic	Total	Hispanic
White:	0	0	0	0	0	0	0	0
Black/African American:	0	0	0	0	0	0	0	0
Asian:	0	0	0	0	0	0	0	0
American Indian/Alaskan Native:	0	0	0	0	0	0	0	0
Native Hawaiian/Other Pacific Islander:	0	0	0	0	0	0	0	0
American Indian/Alaskan Native & White:	0	0	0	0	0	0	0	0
Asian White:	0	0	0	0	0	0	0	0
Black/African American & White:	0	0	0	0	0	0	0	0
American Indian/Alaskan Native & Black/African American:	0	0	0	0	0	0	0	0
Other multi-racial:	0	0	0	0	0	0	0	0
Asian/Pacific Islander:	0	0	0	0	0	0	0	0
Hispanic:	0	0	0	0	0	0	0	0
<b>Total:</b>	<b>0</b>	<b>0</b>	<b>0</b>	<b>0</b>	<b>0</b>	<b>0</b>	<b>0</b>	<b>0</b>
Female-headed Households:	0		0		0			



U.S. Department of Housing and Urban Development  
Office of Community Planning and Development  
Integrated Disbursement and Information System  
CDBG Activity Summary Report (GPR) for Program Year 2019  
MACOMB COUNTY

Date: 12-Nov-2020  
Time: 10:38  
Page: 139

Income Category:	Owner	Renter	Total	Person
Extremely Low	0	0	0	0
Low Mod	0	0	0	0
Moderate	0	0	0	0
Non Low Moderate	0	0	0	0
Total	0	0	0	0
Percent Low/Mod				

Annual Accomplishments

Years	Accomplishment Narrative	# Benefiting
2019	Bids were solicited and reviewed, however the Township Board did not approve the contract award prior to 6/30/20 due to the COVID shutdown.	
2020	Contract was awarded 8/26/20. Construction to begin late October/early November. The Township will replace ADA non-compliant sidewalk ramps in Sections 30, 34, 35 and 36 with ADA compliant sidewalk ramps.	



U.S. Department of Housing and Urban Development  
Office of Community Planning and Development  
Integrated Disbursement and Information System  
CDBG Activity Summary Report (GPR) for Program Year 2019  
MACOMB COUNTY

Date: 12-Nov-2020  
Time: 10:38  
Page: 140

PGM Year: 2019  
Project: 0011 - 2019 CDBG Spot Blight  
IDIS Activity: 3365 - 2019 Lenox Township Demolition

Status: Canceled 9/16/2020 12:00:00 AM  
Location: 63479 Gratiot Ave Lenox, MI 48050-2503  
Objective: Provide decent affordable housing  
Outcome: Affordability  
Matrix Code: Clearance and Demolition (04) National Objective: SBS

Initial Funding Date: 03/24/2020

Description:  
CDBG funds will be used to demolish a vacant, blighted house and several accessory buildings.  
Financing  
No data returned for this view. This might be because the applied filter excludes all data.

Proposed Accomplishments  
Housing Units : 1

Annual Accomplishments  
No data returned for this view. This might be because the applied filter excludes all data.



U.S. Department of Housing and Urban Development  
 Office of Community Planning and Development  
 Integrated Disbursement and Information System  
 CDBG Activity Summary Report (GPR) for Program Year 2019  
 MACOMB COUNTY

Date: 12-Nov-2020  
 Time: 10:38  
 Page: 141

PGM Year: 2019  
 Project: 0010 - 2019 CDBG Public Facilities and Infrastructure  
 IDIS Activity: 3366 - 2019 Fraser Senior Center HVAC Replacement

Status: Open Objective: Create suitable living environments  
 Location: 34935 Hidden Pine Dr Fraser, MI 48026-2091 Outcome: Sustainability  
 Matrix Code: Senior Centers (03A) National Objective: LMC

Initial Funding Date: 03/24/2020

Description:  
 CDBG funds will be used to replace the HVAC unit on Fraser's Senior Center.  
 Financing

	Fund Type	Grant Year	Grant	Funded Amount	Drawn In Program Year	Drawn Thru Program Year
CDBG	EN	2019	B19UC260005	\$28,819.00	\$0.00	\$0.00
<b>Total</b>	<b>Total</b>			<b>\$28,819.00</b>	<b>\$0.00</b>	<b>\$0.00</b>

Proposed Accomplishments

Public Facilities : 1

Actual Accomplishments

Number assisted:	Owner		Renter		Total		Person	
	Total	Hispanic	Total	Hispanic	Total	Hispanic	Total	Hispanic
White:	0	0	0	0	0	0	0	0
Black/African American:	0	0	0	0	0	0	0	0
Asian:	0	0	0	0	0	0	0	0
American Indian/Alaskan Native:	0	0	0	0	0	0	0	0
Native Hawaiian/Other Pacific Islander:	0	0	0	0	0	0	0	0
American Indian/Alaskan Native & White:	0	0	0	0	0	0	0	0
Asian White:	0	0	0	0	0	0	0	0
Black/African American & White:	0	0	0	0	0	0	0	0
American Indian/Alaskan Native & Black/African American:	0	0	0	0	0	0	0	0
Other multi-racial:	0	0	0	0	0	0	0	0
Asian/Pacific Islander:	0	0	0	0	0	0	0	0
Hispanic:	0	0	0	0	0	0	0	0
<b>Total:</b>	<b>0</b>	<b>0</b>	<b>0</b>	<b>0</b>	<b>0</b>	<b>0</b>	<b>0</b>	<b>0</b>
Female-headed Households:	0		0		0		0	



U.S. Department of Housing and Urban Development  
Office of Community Planning and Development  
Integrated Disbursement and Information System  
CDBG Activity Summary Report (GPR) for Program Year 2019  
MACOMB COUNTY

Date: 12-Nov-2020  
Time: 10:38  
Page: 142

Income Category:	Owner	Renter	Total	Person
Extremely Low	0	0	0	0
Low Mod	0	0	0	0
Moderate	0	0	0	0
Non Low Moderate	0	0	0	0
Total	0	0	0	0
Percent Low/Mod				

Annual Accomplishments

Years	Accomplishment Narrative	# Benefiting
2019	As of 6/30/20 the job was not bid out.	
2020	The City will replace three (3) Roof Top Heating and Air Conditioning Units from the original construction of the Senior Center.	



U.S. Department of Housing and Urban Development  
 Office of Community Planning and Development  
 Integrated Disbursement and Information System  
 CDBG Activity Summary Report (GPR) for Program Year 2019  
 MACOMB COUNTY

Date: 12-Nov-2020  
 Time: 10:38  
 Page: 143

PGM Year: 2019  
 Project: 0010 - 2019 CDBG Public Facilities and Infrastructure  
 IDIS Activity: 3367 - 2019 Eastpointe Roxana Park Improvements

Status: Open Objective: Create suitable living environments  
 Location: 23300 Roxana Ave Eastpointe, MI 48021 Outcome: Availability/accessibility  
 Matrix Code: Parks, Recreational Facilities (03F) National Objective: LMA

Initial Funding Date: 03/24/2020

Description:  
 CDBG funds will be used to install a pavilion at Roxana park.  
 Financing

	Fund Type	Grant Year	Grant	Funded Amount	Drawn In Program Year	Drawn Thru Program Year
CDBG	EN	2019	B19UC260005	\$54,246.00	\$0.00	\$0.00
Total	Total			\$54,246.00	\$0.00	\$0.00

Proposed Accomplishments  
 Public Facilities : 1  
 Total Population in Service Area: 3,490  
 Census Tract Percent Low / Mod: 53.72

Annual Accomplishments

Years	Accomplishment Narrative	# Benefitting
2019	The job was not bid out prior to 6/30/20.	
2020	The City will implement Phase II improvements at Roxana Park which include installing a pavilion on a concrete pad with electrical service, and purchase of handicapped accessible picnic tables and a barbecue stand. A paved handicapped accessible walkway to the structure will be provided.	



U.S. Department of Housing and Urban Development  
 Office of Community Planning and Development  
 Integrated Disbursement and Information System  
 CDBG Activity Summary Report (GPR) for Program Year 2019  
 MACOMB COUNTY

Date: 12-Nov-2020  
 Time: 10:38  
 Page: 144

PGM Year: 2019  
 Project: 0010 - 2019 CDBG Public Facilities and Infrastructure  
 IDIS Activity: 3368 - 2019 Center Line Parks and Recreation Building Roof Replacement

Status: Open  
 Location: 25355 Lawrence Center Line, MI 48015-1158  
 Objective: Create suitable living environments  
 Outcome: Sustainability  
 Matrix Code: Parks, Recreational Facilities (03F) National Objective: LMA

Initial Funding Date: 03/24/2020

Description:  
 CDBG funds will be used to re-roof the City of Center Line's Parks & Recreation building.  
 Financing

	Fund Type	Grant Year	Grant	Funded Amount	Drawn In Program Year	Drawn Thru Program Year
CDBG	EN	2019	B19UC260005	\$23,999.00	\$0.00	\$0.00
Total	Total			\$23,999.00	\$0.00	\$0.00

Proposed Accomplishments  
 Public Facilities : 1  
 Total Population in Service Area: 8,100  
 Census Tract Percent Low / Mod: 56.48

Years	Accomplishment Narrative	# Benefitting
2019	The job was awarded in June but construction had not begun as of 6/30/20.	
2020	The City implemented a total shingle tear off and 25-year shingle replacement with new flat roof rubber, fascia and gutters on the Parks and Recreation building.	





U.S. Department of Housing and Urban Development  
 Office of Community Planning and Development  
 Integrated Disbursement and Information System  
 CDBG Activity Summary Report (GPR) for Program Year 2019  
 MACOMB COUNTY

Date: 12-Nov-2020  
 Time: 10:38  
 Page: 145

PGM Year: 2019  
 Project: 0007 - 2019 CDBG Housing Rehabilitation  
 IDIS Activity: 3369 - 2019 CDBG Housing Rehabilitation

Status: Open Objective: Provide decent affordable housing  
 Location: 21885 Dunham Rd Ste 10 Clinton Township, MI 48036-1030 Outcome: Sustainability  
 Matrix Code: Rehab; Single-Unit Residential (14A) National Objective: LMH

Initial Funding Date: 03/25/2020

Description:  
 CDBG funds will be used to complete repairs in compliance with either the Limited or Comprehensive housing rehabilitation programs.  
 Financing

	Fund Type	Grant Year	Grant	Funded Amount	Drawn In Program Year	Drawn Thru Program Year
CDBG	EN	2019	B19UC260005	\$398,043.77	\$0.00	\$0.00
<b>Total</b>	<b>Total</b>			<b>\$398,043.77</b>	<b>\$0.00</b>	<b>\$0.00</b>

Proposed Accomplishments  
 Housing Units : 15

Actual Accomplishments

Number assisted:	Owner		Renter		Total		Person	
	Total	Hispanic	Total	Hispanic	Total	Hispanic	Total	Hispanic
White:	0	0	0	0	0	0	0	0
Black/African American:	0	0	0	0	0	0	0	0
Asian:	0	0	0	0	0	0	0	0
American Indian/Alaskan Native:	0	0	0	0	0	0	0	0
Native Hawaiian/Other Pacific Islander:	0	0	0	0	0	0	0	0
American Indian/Alaskan Native & White:	0	0	0	0	0	0	0	0
Asian White:	0	0	0	0	0	0	0	0
Black/African American & White:	0	0	0	0	0	0	0	0
American Indian/Alaskan Native & Black/African American:	0	0	0	0	0	0	0	0
Other multi-racial:	0	0	0	0	0	0	0	0
Asian/Pacific Islander:	0	0	0	0	0	0	0	0
Hispanic:	0	0	0	0	0	0	0	0
<b>Total:</b>	<b>0</b>	<b>0</b>	<b>0</b>	<b>0</b>	<b>0</b>	<b>0</b>	<b>0</b>	<b>0</b>
Female-headed Households:	0		0		0			



U.S. Department of Housing and Urban Development  
Office of Community Planning and Development  
Integrated Disbursement and Information System  
CDBG Activity Summary Report (GPR) for Program Year 2019  
MACOMB COUNTY

Date: 12-Nov-2020  
Time: 10:38  
Page: 146

Income Category:	Owner	Renter	Total	Person
Extremely Low	0	0	0	0
Low Mod	0	0	0	0
Moderate	0	0	0	0
Non Low Moderate	0	0	0	0
Total	0	0	0	0
Percent Low/Mod				

Annual Accomplishments

Years	Accomplishment Narrative	# Benefiting
2019	Funds have been committed to nine projects at this time. None have went to bid.	



U.S. Department of Housing and Urban Development  
 Office of Community Planning and Development  
 Integrated Disbursement and Information System  
 CDBG Activity Summary Report (GPR) for Program Year 2019  
 MACOMB COUNTY

Date: 12-Nov-2020  
 Time: 10:38  
 Page: 147

PGM Year: 2019  
 Project: 0012 - CV-CDBG Admin  
 IDIS Activity: 3380 - CDBG-CV Program Administration

Status: Open Objective:  
 Location: , Outcome:  
 Matrix Code: General Program Administration (21A) National Objective:

Initial Funding Date: 08/04/2020

Description:  
 Funds will be used to pay for eligible costs related to the administration of the CDBG-CV program grant funds.  
 Financing

	Fund Type	Grant Year	Grant	Funded Amount	Drawn In Program Year	Drawn Thru Program Year
CDBG	EN	2020	B20UW260005	\$220,048.00	\$5,007.66	\$5,007.66
Total	Total			\$220,048.00	\$5,007.66	\$5,007.66

Proposed Accomplishments

Actual Accomplishments

Number assisted:	Owner		Renter		Total		Person	
	Total	Hispanic	Total	Hispanic	Total	Hispanic	Total	Hispanic
White:					0	0		
Black/African American:					0	0		
Asian:					0	0		
American Indian/Alaskan Native:					0	0		
Native Hawaiian/Other Pacific Islander:					0	0		
American Indian/Alaskan Native & White:					0	0		
Asian White:					0	0		
Black/African American & White:					0	0		
American Indian/Alaskan Native & Black/African American:					0	0		
Other multi-racial:					0	0		
Asian/Pacific Islander:					0	0		
Hispanic:					0	0		
Total:	0	0	0	0	0	0	0	0
Female-headed Households:					0			

Income Category: Owner Renter Total Person



U.S. Department of Housing and Urban Development  
Office of Community Planning and Development  
Integrated Disbursement and Information System  
CDBG Activity Summary Report (GPR) for Program Year 2019  
MACOMB COUNTY

Date: 12-Nov-2020  
Time: 10:38  
Page: 148

Extremely Low			0	
Low Mod			0	
Moderate			0	
Non Low Moderate			0	
Total	0	0	0	0
Percent Low/Mod				

Annual Accomplishments

No data returned for this view. This might be because the applied filter excludes all data.



U.S. Department of Housing and Urban Development  
Office of Community Planning and Development  
Integrated Disbursement and Information System  
CDBG Activity Summary Report (GPR) for Program Year 2019  
MACOMB COUNTY

Date: 12-Nov-2020  
Time: 10:38  
Page: 149

---

Total Funded Amount:	\$18,166,697.49
Total Drawn Thru Program Year:	\$2,442,555.77
Total Drawn In Program Year:	\$1,642,757.77

U.S. DEPARTMENT OF HOUSING AND  
URBAN DEVELOPMENT  
OFFICE OF COMMUNITY PLANNING AND  
DEVELOPMENT  
PR06 - Summary of Consolidated Plan  
Projects for Report Year

DATE: 11/12/2020  
TIME: 10:48:34 AM  
PAGE: 1/1

**IDIS**

Plan IDIS Year/Project	Project Title and Description	Program	Project Estimate	Committed Amount	Amount Drawn Thru Report Year	Amount Available to Draw	Amount Drawn in Report Year
2019 L	2019 ESG Activities & ESG-CV Activities	The fiscal year 2019 ESG funds for Missouri County HE50 will be allocated to program administration, HHS, shelter operations, homelessness prevention, and rapid re-housing.  The ESG-CV1 funds received through the CARES Act, referred to ESG-CV1, will be allocated to program administration, HHS, shelter operations, homelessness prevention, and rapid re-housing. ESG-CV2 funds will be allocated to program administration and emergency shelter.	\$1,500,988.00	\$156,000.00	\$29,867.45	\$137,202.55	\$20,667.45
2	2019 HOME Administration	Costs related to the administration of the HOME program.	\$299,439.00	\$171,670.33	\$475.00	\$171,195.33	\$475.00
3	2019 HOME CHDO Operating	The Missouri HOME Consortium may set aside up to 5% of its HOME allocation for CHDO operations. Funds will be used to provide general operating assistance for Community Housing Development Organizations (CHDOs) that are receiving set-aside funds for an activity (or activities) or who are under written agreement to receive set-aside funds within 24 months of the date of the agreement.	\$44,350.00	\$0.00	\$0.00	\$0.00	\$0.00
4	2019 HOME Housing Rehabilitation	Provide assistance to income eligible homeowners to complete necessary repairs to their home. Funding includes program income in the amount of \$200,000.	\$820,353.00	\$0.00	\$0.00	\$0.00	\$0.00
5	2019 HOME CHDO Set-Aside Project Funds	The Missouri HOME Consortium must set aside 15% of its HOME allocation for housing development activities in which Community Housing Development Organizations (CHDOs) are the owner, developer or sponsor. This project will provide funds for other rental or homeowner projects (new construction or acquisition and rehabilitation of existing). The housing must benefit income eligible households.	\$762,254.00	\$0.00	\$0.00	\$0.00	\$0.00
6	2019 CDBG Administration	Costs related to the administration of the CDBG program.	\$397,420.00	\$261,169.80	\$296,079.80	\$5,000.00	\$296,079.80
7	2019 CDBG Housing Rehabilitation	Provide assistance to income eligible homeowners to complete necessary repairs to their home. Funding includes estimated program income.	\$376,892.00	\$526,653.77	\$94,046.77	\$462,607.00	\$94,046.77
8	2019 CDBG Public Service Activities	Provide services including, but not limited to: services for abused children, food assistance, drug abuse, education, fair housing, counseling, energy conservation, homeless programs, and senior and youth programs. To be eligible for CDBG assistance, a public service must be either a new service or a quantifiable increase in the level of an existing service above which has been provided by or on behalf of the unit of general local government (through funds raised by the unit or received by the unit from the State in which it is located) in the 12-calendar months before the submission of the Action Plan. An exception to this requirement may be made if HUD determines that any decrease in the level of service was the result of events not within the control of the unit of general local government. The amount of CDBG funds used for public services shall not exceed 15% of the County's annual CDBG allocation.	\$234,988.00	\$216,929.20	\$233,694.78	\$3,274.42	\$213,694.78
9	2019 CDBG Housing Rehabilitation Program Administration	Costs related to the administration of the County's Housing Rehabilitation Programs.	\$200,000.00	\$200,000.00	\$113,175.15	\$86,824.85	\$113,175.15
10	2019 CDBG Public Facilities and Infrastructure	Public facilities and infrastructure projects may include acquisition, construction, reconstruction, rehabilitation or installation of public facilities and improvements except as provided in 24 CFR 570.207(a), carried out by the recipient or other public or non-profit entities.	\$836,423.00	\$597,342.00	\$4,958.00	\$562,384.00	\$4,958.00
11	2019 CDBG Spot Right	Funding for this activity will go towards the demolition of one blighted property.	\$10,967.00	\$0.00	\$0.00	\$0.00	\$0.00
12	CV-CDBG Admin	Administrative costs related to administering the County's CDBG-CV1 & CDBG-CV2 allocations.	\$526,193.00	\$220,048.00	\$5,007.66	\$215,040.34	\$5,007.66
13	CV-CDBG Microenterprise Assistance	CDBG-CV funds will be used to assist eligible microenterprises to avoid losses caused by business closures related to social distancing.	\$750,000.00	\$750,000.00	\$0.00	\$750,000.00	\$0.00
14	CV-CDBG Rent and Utility Assistance Program	CARES Act CDBG-CV funds will be used to provide income eligible households that have been affected by COVID-19 with rent and/or utility assistance.  This program will provide rental and/or utility assistance to low to moderate income households located within the jurisdiction of the Urban County CDBG program. The assistance will be available for up to six (6) consecutive months and the payments will go directly to the landlord and/or utility provider. This activity will be administered by Missouri Community Action (MCA). If MCA is unable to administer the program, an alternate service provider will be procured.	\$1,364,772.00	\$140,102.00	\$0.00	\$140,102.00	\$0.00