

PY 2018

July 1, 2018 – June 30, 2019

**Consolidated Annual Performance
& Evaluation Report – Self Evaluation**

**Macomb HOME Consortium
Macomb Urban County**

Macomb County Executive

Mark Hackel

Macomb Community Action

Rhonda M. Powell, Director
Department of Health and Community Services

CR-05 - Goals and Outcomes

Progress the jurisdiction has made in carrying out its strategic plan and its action plan.

91.520(a)

The Macomb HOME Consortium is comprised of the Urban County of Macomb (itself comprised of 21 communities), Clinton Township, and the Cities of Roseville and Sterling Heights. In 2018 the Consortium received \$1,797,497 (HOME), and the Urban County received \$1,863,007 (CDBG) and \$154,440 (HESG) funds. This document reports the Consortium's HOME Program and the Urban County's CDBG accomplishments. Each of the four Consortium member communities teamed with other entities to implement programs and activities. This report includes the accomplishments of the Urban County of Macomb (County). The other Consortium members will separately report their CDBG accomplishments. Further detail is found in the following narrative, with an activity breakdown in IDIS Reports PR03 and 06.

The Urban County of Macomb, along with our housing and service partners, provided affordable housing, essential infrastructure, public facilities, and human services to low- and moderate-income (LMI) people, the elderly, homeless people, and "at-risk" populations.

Areas of high priority identified in the consolidated plan include:

- **Priority Objective #1:** Improve public facilities and infrastructure
- **Priority Objective #2:** Make available appropriate housing
- **Priority Objective #3:** Address the needs of homeless and at-risk families
- **Priority Objective #4:** Provide and expand human services
- **Priority Objective #5:** Foster economic development
- **Priority Objective #6:** Address post-foreclosure housing crisis needs
- **Priority Objective #7:** Expand comprehensive planning, management and capacity

The County has insufficient funds to address each priority objective every year. It is the intention of the members of the Macomb HOME Consortium to address each priority objective at least once during the life of the current Consolidated Plan with the understanding that not each member will address each priority over the life of the plan.

Other major initiatives undertaken during the program year include:

- Continued to provide communities with technical assistance in order to develop activities that use their CDBG allocations to maximum advantage while ensuring compliance with program regulations
- Updating the County's Analysis of Impediments to Fair Housing Choice
- Expanded Fair Housing Education with focus on service animals and tenant rights
- Provided in-depth technical assistance and support to Macomb County Habitat for Humanity, one

of the County's two HOME Community Housing Development Organizations (CHDO), to ensure that the CHDO remained viable and projects were completed on schedule

Comparison of the proposed versus actual outcomes for each outcome measure submitted with the consolidated plan and explain, if applicable, why progress was not made toward meeting goals and objectives. 91.520(g)

Categories, priority levels, funding sources and amounts, outcomes/objectives, goal outcome indicators, units of measure, targets, actual outcomes/outputs, and percentage completed for each of the grantee’s program year goals.

Goal	Category	Source	Indicator	Unit of Measure	Expected – Strategic Plan	Actual – Strategic Plan	Percent Complete	Expected – Program Year	Actual – Program Year	Percent Complete
Address Post-Foreclosure Housing Crisis Needs	Affordable Housing Public Housing	CDBG	Buildings Demolished	Buildings	6	2	33.33%			
Address the Needs of Homeless & At-Risk Families	Homeless	ESG	Tenant-based rental assistance / Rapid Rehousing	Households Assisted	60	19	31.67%	20	19	95.00%
Address the Needs of Homeless & At-Risk Families	Homeless	CDBG / ESG	Homeless Person Overnight Shelter	Persons Assisted	1,200	1,405	117.08%	500	371	74.20%
Address the Needs of Homeless & At-Risk Families	Homeless	ESG	Homelessness Prevention	Persons Assisted	12	35	291.67%	40	35	87.50%
Foster Economic Development	Non-Housing Community Development	CDBG	Facade treatment/business building rehabilitation	Business	2	0	0.00%			

Improve Public Facilities and Infrastructure	Non-Housing Community Development	CDBG	Public Facility or Infrastructure Activities other than Low/Moderate Income Housing Benefit	Persons Assisted	46,168	104,291	225.89%	57,411	62,053	108.09%
Improve Public Facilities and Infrastructure	Non-Housing Community Development	CDBG	Public Facility or Infrastructure Activities for Low/Moderate Income Housing Benefit	Households Assisted	1	0	0.00%			
Improve Public Facilities and Infrastructure	Non-Housing Community Development	CDBG	Public service activities other than Low/Moderate Income Housing Benefit	Persons Assisted	28,150	736	2.61%			
Improve Public Facilities and Infrastructure	Non-Housing Community Development	CDBG	Facade treatment/business building rehabilitation	Business	0	0		1	0	0.00%
Improve Public Facilities and Infrastructure	Non-Housing Community Development	CDBG	Homeless Person Overnight Shelter	Persons Assisted	1,200	1,405	117.08%			
Improve Public Facilities and Infrastructure	Non-Housing Community Development	CDBG	Buildings Demolished	Buildings	0	3				
Make Available Appropriate Housing	Affordable Housing Public Housing	HOME	Rental units rehabilitated	Household Housing Unit	5	0	0.00%			
Make Available Appropriate Housing	Affordable Housing Public Housing	HOME	Homeowner Housing Added	Household Housing Unit	5	4	80.00%			

Make Available Appropriate Housing	Affordable Housing Public Housing	CDBG / HOME	Homeowner Housing Rehabilitated	Household Housing Unit	186	87	46.77%	186	87	46.77%
Make Available Appropriate Housing	Affordable Housing Public Housing	HOME	Direct Financial Assistance to Homebuyers	Households Assisted	5	4	80.00%			
Make Available Appropriate Housing	Affordable Housing Public Housing	ESG	Tenant-based rental assistance / Rapid Rehousing	Households Assisted	60	19	31.67%			
Make Available Appropriate Housing	Affordable Housing Public Housing	CDBG	Buildings Demolished	Buildings	1	0	0.00%			
Provide and Expand Human Services	Non-Homeless Special Needs Non-Housing Community Development	CDBG	Public service activities other than Low/Moderate Income Housing Benefit	Persons Assisted	46,168	73,104	158.34%			
Provide and Expand Human Services	Non-Homeless Special Needs Non-Housing Community Development	CDBG	Homeless Person Overnight Shelter	Persons Assisted	1,200	1,405	117.08%			
Provide and Expand Human Services	Non-Homeless Special Needs Non-Housing Community Development	ESG	Homelessness Prevention	Persons Assisted	12	35	291.67%			

Table 1 - Accomplishments – Program Year & Strategic Plan to Date

Assess how the jurisdiction's use of funds, particularly CDBG, addresses the priorities and specific objectives identified in the plan, giving special attention to the highest priority activities identified.

Improve public facilities & infrastructure

Prior year projects completed in PY 2018

- Senior Center improvements: Harrison Twp & Macomb Twp
- Sidewalk improvements: Shelby Twp
- Removal of architectural barriers: Richmond
- Senior housing improvements: Utica
- Park Improvements: Mount Clemens
- Landscaping: Shelby Twp

PY 2018 projects

- Removal of architectural barriers: *Fraser, *Mount Clemens, *New Baltimore, *Richmond
- Senior Center improvements: Armada Twp and *Chesterfield Twp
- Park improvements: Center Line
- Street/sidewalk improvements: *Chesterfield Twp, *Eastpointe, *Harrison Twp, *Macomb Twp, *Shelby Township, and* Utica
- Infrastructure: *Eastpointe
- Demolition: *Mount Clemens

* = construction to carry-over into PY 2019

Make available appropriate housing

- Utilized CDBG & HOME funds for housing rehabilitation;
- Macomb County Habitat was provided HOME funds to build a new home in partnership with an area school; and
- CDBG funds were used to complete minor home repairs

Address the needs of homeless and at-risk families

- CDBG funding was provided to MCREST, Macomb County Warming Center & Turning Point;
- Macomb Homeless Coalition was provided with CDBG funding for planning & administration and ESG funds for HMIS activities;
- Macomb Community Action's rapid rehousing & homelessness prevention program was

provided with ESG funds; and

- MCREST expended prior year ESG funds for rapid rehousing

Provide and expand human services

- Senior programming – Chesterfield Twp, Lenox Twp, Macomb Twp, Ray Twp, Richmond, Shelby Twp, and Utica
- Large Print Books – Shelby Twp & Utica
- Harrison Twp Dial-A-Ride
- Armada PAL – camp scholarships for income eligible program participants;
- CARE House – counseling and services for victims of abuse;
- DRMM Lighthouse, Helping Hands Gifts, New Baltimore Farmer’s Market, Samaritan House & Shelby Lions – food assistance;
- Interfaith Volunteer Caregivers – provide assistance with chores to the elderly;
- Wigs4Kids – wigs for income eligible children that experience hair loss due to illness;
- Macomb Community Action Chore Program – grass cutting & snow removal for senior citizens; and
- St. Vincent DePaul – rent & utility assistance

Foster economic development

No CDBG funds were allocated or spent for this objective during the reporting period. The County, however, allocates substantial non-HUD resources to business development through its economic development function. These have resulted in considerable new and retained investment in the County.

Address post-foreclosure housing crisis needs

No CDBG funds were allocated or spent for this objective during the reporting period.

Expand comprehensive planning, management & capacity

County staff worked with communities during the reporting period to identify and address community needs and find appropriate funding sources.

Table 1 & Table 2 Outcome Explanation

An explanation regarding the proposed versus actual outcomes for each outcome measure shown in above Table 1 and Table 2 and, if applicable, why progress was not made toward meeting goals and objectives (91.520(g)) is provided as an attachment to CAPER screen CR-00.

CR-10 - Racial and Ethnic composition of families assisted

Describe the families assisted (including the racial and ethnic status of families assisted).

91.520(a)

	CDBG	HOME	ESG
White	25,612	47	0
Black or African American	1,806	31	0
Asian	513	0	0
American Indian or American Native	19	0	0
Native Hawaiian or Other Pacific Islander	27	0	0
Total	27,977	78	0
Hispanic	654	0	0
Not Hispanic	27,323	78	0

Table 2 – Table of assistance to racial and ethnic populations by source of funds

Narrative

The totals shown for CDBG and HOME are pre-populated based on activity accomplishment data entered by the County during the program year into IDIS.

ESG Specific Accomplishments: Accomplishments associated with ESG projects are recorded in the Homeless Management Information System (HMIS) and are not recorded in IDIS. This data is provided as an attachment to the CR-00 screen (2018 SAGE Report) .

CR-15 - Resources and Investments 91.520(a)

Identify the resources made available

Source of Funds	Source	Resources Made Available	Amount Expended During Program Year
CDBG	public - federal	4,052,543	1,967,735
HOME	public - federal	3,828,641	1,535,955
ESG	public - federal	231,901	125,383

Table 3 - Resources Made Available

Narrative

Notes pertaining to "Resources Made Available"

- CDBG reflects line 8 of the PR26
- HOME and ESG reflect the amount of prior year funds available at July 1, 2018 plus the 2018 formula allocation for each grant

Amount Expended During Program Year 2018:

- CDBG adjusted to reflect line 15 of the PR26
- HOME adjusted to reflect total disbursements for PY 2018 reported in the PR33
- ESG adjusted to reflect PR07

The "Amount Expended During Program Year 2018" includes all expenditures during the 2018 program year from all grant years.

Program income was received from repayment of CDBG and HOME funded housing rehabilitation projects.

The total resources made available shown above in "Identify the Resources Made Available" includes prior year funds.

Identify the geographic distribution and location of investments

Target Area	Planned Percentage of Allocation	Actual Percentage of Allocation	Narrative Description
Addressing Slums/Blight on a Spot Basis	1	0	24 CFR 570.208(b)(2)
ESG Activities	4	3	24 CFR 576
Grant Administration	14	11	Not Applicable
Limited Clientele Activity	12	18	24 CFR 570.208(a)(2)

LMI Housing Activities	58	50	24 CFR 570.208(a)(3)
Low/Mod Area	11	18	Eligible Census Tract/Block Group

Table 4 – Identify the geographic distribution and location of investments

Narrative

The percentage (%) of the geographic distribution and location of investments shown under "Identify the Geographic Distribution and Location of Investments" was based the expenditure of all grant funds during the 2018 program year which included funds drawn for prior year projects. Note: The percentage reported under "Planned Percentage of Allocation" reflects the distribution of funds under the 2018 CDBG grant. The County allows subrecipients 18-months to complete projects involving construction for CDBG and there is a 4-year maximum for HOME per federal regulation. As a result the variation between "Planned Percentage of Allocation" and "Actual Percentage of Allocation" is caused by projects that carry-over into the next program year.

Note regarding grant administration: the total amount expended for grant administration did not exceed the specific program limitations (CDBG 20%, HOME 10%, and ESG 7.5%).

Geographic Distribution:

Macomb County is diverse, with older development and population centers generally, but not always, found in the south and east of the County. The frequency and intensity of development generally diminishes to the north, particularly in the northeast and north central areas where, except for several smaller communities, rural conditions predominate. As a result, the Urban County of Macomb is governed by “home rule” and CDBG funding is allocated to the 21 member communities on a formula basis less County needs such as program administration, housing rehabilitation, and public services administered by the County.

It is the County's philosophy that each unit of general local government knows local needs best. Therefore, each community determines how to allocate resources within its geography in compliance with overall program rules. The “home rule” allows the communities to identify activities and assistance areas, based on citizen input informed by law and regulation, to address local needs and priorities that were consistent with the goals of the MHC Consolidated Plan.

ESG and HOME funds, less administration funds, were distributed throughout the jurisdiction of the Macomb HOME Consortium.

Leveraging

Explain how federal funds leveraged additional resources (private, state and local funds), including a description of how matching requirements were satisfied, as well as how any publicly owned land or property located within the jurisdiction that were used to address the needs identified in the plan.

The combined effect of leveraged funds significantly extends beyond the formula allocations awarded to the County. The partnership between the County and partner organizations has provided more bricks and mortar improvements, decent and affordable housing, and higher levels of service than would otherwise be possible.

The following is a list of leverage funds during the reporting period:

- Required HOME Program Match - donations of materials and labor (Macomb County Habitat for Humanity), and foregone taxes (Oakwood PILOT and Community Housing Network);
- Homebuyer cash contributions (down-payment through Habitat);
- Program income from Housing Rehabilitation loans;
- Required Emergency Solutions Grant (ESG) Program Match sources include CDBG, United Way, other federal funds, and private donations and fundraising;
- Community general funds used in combination with CDBG funds for public infrastructure and public facility projects; and
- Publicly owned property improved under this plan included, Memorial Park in Center Line, Burke Park in New Baltimore, Chesterfield Township Senior Center, and Roxana Park in Eastpointe

Fiscal Year Summary – HOME Match	
1. Excess match from prior Federal fiscal year	1,632,980
2. Match contributed during current Federal fiscal year	84,833
3. Total match available for current Federal fiscal year (Line 1 plus Line 2)	1,717,813
4. Match liability for current Federal fiscal year	332,668
5. Excess match carried over to next Federal fiscal year (Line 3 minus Line 4)	1,385,145

Table 5 – Fiscal Year Summary - HOME Match Report

Match Contribution for the Federal Fiscal Year								
Project No. or Other ID	Date of Contribution	Cash (non-Federal sources)	Foregone Taxes, Fees, Charges	Appraised Land/Real Property	Required Infrastructure	Site Preparation, Construction Materials, Donated labor	Bond Financing	Total Match
HFH 21859 Tuscany	05/30/2018	0	0	0	0	5,033	0	5,033
HFH 22036 Tuscany	11/14/2017	0	0	0	0	7,734	0	7,734
HFH 22422 Cushing	11/29/2017	0	0	0	0	8,193	0	8,193
HFH 23729 Normandy	05/23/2018	0	0	0	0	6,913	0	6,913
HFH 42461 Orchard	05/31/2018	0	0	0	0	15,122	0	15,122
Oakwood Sr. Housing	03/30/2018	0	41,839	0	0	0	0	41,839

Table 6 – Match Contribution for the Federal Fiscal Year

HOME MBE/WBE report

Program Income – Enter the program amounts for the reporting period				
Balance on hand at begin-ning of reporting period \$	Amount received during reporting period \$	Total amount expended during reporting period \$	Amount expended for TBRA \$	Balance on hand at end of reporting period \$
342,042	204,350	165,323	0	381,070

Table 7 – Program Income

Minority Business Enterprises and Women Business Enterprises – Indicate the number and dollar value of contracts for HOME projects completed during the reporting period						
	Total	Minority Business Enterprises				White Non-Hispanic
		Alaskan Native or American Indian	Asian or Pacific Islander	Black Non-Hispanic	Hispanic	
Contracts						
Dollar Amount	361,828	0	0	25,750	0	336,078
Number	12	0	0	1	0	11
Sub-Contracts						
Number	0	0	0	0	0	0
Dollar Amount	0	0	0	0	0	0
	Total	Women Business Enterprises	Male			
Contracts						
Dollar Amount	361,828	25,750	336,078			
Number	12	1	11			
Sub-Contracts						
Number	0	0	0			
Dollar Amount	0	0	0			

Table 8 - Minority Business and Women Business Enterprises

Minority Owners of Rental Property – Indicate the number of HOME assisted rental property owners and the total amount of HOME funds in these rental properties assisted						
	Total	Minority Property Owners				White Non-Hispanic
		Alaskan Native or American Indian	Asian or Pacific Islander	Black Non-Hispanic	Hispanic	
Number	0	0	0	0	0	0
Dollar Amount	0	0	0	0	0	0

Table 9 – Minority Owners of Rental Property

Relocation and Real Property Acquisition – Indicate the number of persons displaced, the cost of relocation payments, the number of parcels acquired, and the cost of acquisition						
Parcels Acquired		0		0		
Businesses Displaced		0		0		
Nonprofit Organizations Displaced		0		0		
Households Temporarily Relocated, not Displaced		0		0		
Households Displaced	Total	Minority Property Enterprises				White Non-Hispanic
		Alaskan Native or American Indian	Asian or Pacific Islander	Black Non-Hispanic	Hispanic	
Number	0	0	0	0	0	0
Cost	0	0	0	0	0	0

Table 10 – Relocation and Real Property Acquisition

CR-20 - Affordable Housing 91.520(b)

Evaluation of the jurisdiction's progress in providing affordable housing, including the number and types of families served, the number of extremely low-income, low-income, moderate-income, and middle-income persons served.

	One-Year Goal	Actual
Number of Homeless households to be provided affordable housing units	60	19
Number of Non-Homeless households to be provided affordable housing units	188	106
Number of Special-Needs households to be provided affordable housing units	0	0
Total	248	125

Table 11 – Number of Households

	One-Year Goal	Actual
Number of households supported through Rental Assistance	60	34
Number of households supported through The Production of New Units	1	4
Number of households supported through Rehab of Existing Units	186	87
Number of households supported through Acquisition of Existing Units	1	0
Total	248	125

Table 12 – Number of Households Supported

Discuss the difference between goals and outcomes and problems encountered in meeting these goals.

The County worked diligently during the 2018 program year to meet the affordable housing goals outlined in the 2018 Annual Action Plan. An explanation for the difference between goals and outcomes is as follows:

- 1) **Number of homeless to be provided affordable housing units**– The County’s 2018 Annual Action Plan allocated ESG funds for rapid rehousing and homelessness prevention. The projected outcome for these programs was to assist 60 households. The actual number of households provided assistance was 34. The reason for this was that the amount of assistance per household was more than originally estimated when developing the 2018 Annual Action Plan.

2) **Rehab of existing units** - the one year goal included the outcome for the Minor Home Repair program. The number of units completed through this program were less than expected. As a result, moving forward into the 2019 program year additional efforts will be made to promote the program.

Discuss how these outcomes will impact future annual action plans.

For the ESG programs, the process for estimating one-year goals will be re-evaluated to ensure the best possible outcomes. However, variances are expected due to factors such as family size and need.

For the housing rehabilitation programs, efforts will be made over the next program year to expand promotional efforts.

Include the number of extremely low-income, low-income, and moderate-income persons served by each activity where information on income by family size is required to determine the eligibility of the activity.

Number of Households Served	CDBG Actual	HOME Actual
Extremely Low-income	51	2
Low-income	17	8
Moderate-income	6	7
Total	74	17

Table 13 – Number of Households Served

Narrative Information

The funding to provide the homeless with affordable housing units was provided through the Emergency Solutions Grant (ESG). The table above does not provide a column for ESG persons served. ESG information is provided as an attachment to section CR-00 of this report (2018 SAGE Report). The data provided for CDBG and HOME was taken from the IDIS PR23 report.

Participants in ESG funded rapid rehousing (RRH) and homelessness prevention (HP) programs may not have an income that exceeds 30% AMI. As a result, those households would be reported as extremely-low income. The ESG RRH regulations do not allow assistance to be provided to low- and moderate-income households.

Households served meeting Section 215 requirements: All of the homebuyer (4) meet the Section 215 definition of affordable housing.

In regards to "worst case housing needs":

The County provides planning support and services to communities, works with communities to mitigate the effects of local plans on adjacent communities and to assure consistency with regional planning objectives. These functions do not directly affect housing or affordable housing, which fall more

appropriately within the purview of local control. The County, however, does administer and promote affordable housing programs. It spearheaded the creation of the Macomb HOME Consortium, in order to fund affordable housing for developmentally-disabled adults, and homebuyers. The County also works with the private developers of affordable housing, particularly in older communities to promote neighborhood stability. The County seeks, and will utilize, opportunities when feasible.

Efforts to address the needs of persons with disabilities: In prior program years the Macomb HOME Consortium has funded affordable rental housing for persons with disabilities, specifically developmentally disabled adults, through its partnership with Community Housing Network (CHN). CHN is currently acting as one of the County's Community Housing Development Organizations (CHDO).

In addition, Community Development administers a Home Injury Prevention Program (HIPP). This program provides safety devices such as grab bars, shower chairs, transfer benches, and temporary modular ramps for disabled seniors. This program is funded with Area Agency on Aging (AAA1B) funds and serves as a prime example of the benefits of leveraging funds outside of CDBG and HOME to address needs within the community.

Beginning with the 2019 program year Macomb County will also provide grant funded assistance to persons with disabilities to modify their existing housing to meet their mobility needs through the existing housing rehabilitation program.

CR-25 - Homeless and Other Special Needs 91.220(d, e); 91.320(d, e); 91.520(c)

Evaluate the jurisdiction's progress in meeting its specific objectives for reducing and ending homelessness through:

Reaching out to homeless persons (especially unsheltered persons) and assessing their individual needs

Macomb County supports the Macomb County Continuum of Care (CoC) and the Macomb Homeless Coalition (MHC) with CDBG funds allocated for planning purposes. The CoC & the MHC conducts Community Connection Days, which are outreach events for homeless and at-risk people to access shelter, housing, support services, a meal, medical screenings and clothing.

While not funded with HUD funds from Macomb County, the CoC & the MHC performs outreach and assessment to local homeless people. They use an assessment tool to assess people's individual needs and make referrals to agencies that can assist in meeting those needs.

Addressing the emergency shelter and transitional housing needs of homeless persons

Macomb County provided both CDBG and ESG funds to two emergency shelters during the grant year. MCREST rotates through area churches sheltering up to 60 men, women and children per night. Turning Point shelters survivors of domestic violence and their children. The Macomb County Warming Center was provided CDBG funds for shelter services. All three shelters provide case management to residents. Macomb County also provided ESG funds to a fourth emergency shelter, Salvation Army MATTS. MATTS is a goal based shelter with an average stay of 90 days. Clients are provided housing, meals, clothing, and extensive case management.

Helping low-income individuals and families avoid becoming homeless, especially extremely low-income individuals and families and those who are: likely to become homeless after being discharged from publicly funded institutions and systems of care (such as health care facilities, mental health facilities, foster care and other youth facilities, and corrections programs and institutions); and, receiving assistance from public or private agencies that address housing, health, social services, employment, education, or youth needs

ESG funds were allocated to provide eligible households with homelessness prevention (HP) assistance. The HP program was administered by Macomb Community Action through its Action Centers. In addition to the ESG HP program, the Action Centers also utilize Community Services Block Grant (CSBG) funds to provide emergency assistance for rent or mortgage and/or utility payments.

Macomb County also provided CDBG funds to non-profit organizations that provide services to low income residents which would free up their resources for housing costs. Samaritan House, Shelby Lions Club, and Helping Hands Gifts used CDBG funds to provide emergency food to residents in need. The

Macomb Community Action Chore Program provides lawn cutting and snow removal, allowing seniors and disabled residents to remain in their homes. Interfaith Volunteer Caregivers used CDBG funds to provide basic home chore assistance to income eligible seniors.

CDBG funds were also provided to the Macomb Homeless Coalition (MHC). The MHC is the lead agency and HARA for the Macomb County Continuum of Care (CoC). The CoC member agencies and staff provide the following services for residents in need: emergency shelters, transitional housing, specialized housing program, youth services, homeless prevention programs, emergency support services, family support services and supportive case management.

Helping homeless persons (especially chronically homeless individuals and families, families with children, veterans and their families, and unaccompanied youth) make the transition to permanent housing and independent living, including shortening the period of time that individuals and families experience homelessness, facilitating access for homeless individuals and families to affordable housing units, and preventing individuals and families who were recently homeless from becoming homeless again

In 2018, ESG funds were paid out to three emergency shelters, MCREST, Turning Point and Salvation Army MATTS, to pay for operating costs. Macomb Community Action also utilized ESG funds to administer a rapid re-housing program (RRH). The RRH program provided eligible families with assistance such as security deposits, short and medium term rental assistance and utility assistance.

Macomb County collaborates with the CoC, attending meetings and consulting on homeless matters, working towards the mutual goal of ending homelessness in the County. CDBG funds are also provided to support the CoC's planning efforts.

As stated above, CDBG and ESG funds are also provided to three shelters with the goal of assisting homeless clients to become housed and self sufficient.

CR-30 - Public Housing 91.220(h); 91.320(j)

Actions taken to address the needs of public housing

The public housing authorities located within Macomb County are entities completely separate from Macomb County Government and, therefore, the County has no control over the quality of the housing and resident initiatives. Some of the communities which fall under the Urban County for CDBG funding do have public housing. These communities have the option to use CDBG funds to improve their public housing units.

Actions taken to encourage public housing residents to become more involved in management and participate in homeownership

As previously stated, the public housing authorities (PHAs) located within Macomb County are entities completely separate from Macomb County Government, and therefore, the County has no control over the PHAs. However, the County encouraged PHAs to expand opportunities to their residents to become more involved in management and to participate in homeownership. In addition, the County communicated to developers and CHDO's participating in the County's HOME program the need to solicit program applicants through PHA's.

Actions taken to provide assistance to troubled PHAs

None of the six (6) PHAs in Macomb County are classified as "troubled".

CR-35 - Other Actions 91.220(j)-(k); 91.320(i)-(j)

Actions taken to remove or ameliorate the negative effects of public policies that serve as barriers to affordable housing such as land use controls, tax policies affecting land, zoning ordinances, building codes, fees and charges, growth limitations, and policies affecting the return on residential investment. 91.220 (j); 91.320 (i)

Based on the structure of the County, the County does not have control over local land use, certain tax policies, zoning ordinances, building codes, fees and charges, and growth limitations.

County Actions:

- The County remains active in housing task forces such as Continuum of Care;
- Macomb Community Action also provides eviction and rent assistance with various funding;
- Homeownership and money management classes are also made available through Macomb County - Michigan State University Extension services;
- Financial literacy classes are provided by Macomb Community Action; and
- The County Treasurer's Office has an informational brochures for residents entitled "Don't Lose Your Property", "Don't Wait Unit It's Too Late", and "Services Available Macomb County Treasurer's Office" which includes a list of agencies to call and strategies to avoid tax reversion.

Actions taken to address obstacles to meeting underserved needs. 91.220(k); 91.320(j)

The main obstacle to meeting underserved community development needs is funding availability. While CDBG funds can be used to assist with renovations and creation of new public facilities and capital needs projects, other priority community needs, housing and human services, must also be considered which places a strain on already limited funding. To address this obstacle the County has created many important public/private partnerships to address community needs. During the 2018 reporting period the County partnered with the following organizations to address community needs:

- Habitat for Humanity and Community Housing Network - housing;
- Armada PAL - summer camp for income eligible children;
- Care House - assistance for families of children that are victims of sexual abuse;
- Detroit Rescue Mission Mission - Lighthouse food bank;
- Helping Hands Gifts - food baskets;
- Interfaith Volunteer Caregivers - household chores for senior citizens;
- Macomb County Warming Center and MCREST- shelter for the homeless;
- Macomb Community Action Chore Program- provides seniors with snow removal and grass cutting;
- Macomb Homeless Coalition - services for the homeless;
- MCREST - shelter for the homeless;
- Turning Point - shelter for victims of domestic abuse;

- Wigs4Kids - wigs for income-eligible children that have experience hair loss due to illness;
- Samaritan House, Detroit Rescue Mission and the New Baltimore Farmer's Market - food assistance;
- Shelby Lions Club and Helping Hands Gifts – food baskets at Christmas for income eligible families; and
- St. Vincent DePaul – rent and utility assistance

As a result of these partnerships, the County was able to provide higher levels of service than would otherwise be possible. Still, the County will continue to review its practices for ways to maintain and if possible, expand services.

Actions taken to reduce lead-based paint hazards. 91.220(k); 91.320(j)

The County continues to address lead-based paint (LBP) through implementation of the Lead-Safe Housing Regulations. The County includes LBP risk assessments on rehabilitation work pursuant to 24 CFR Part 35. LBP hazards are addressed using lead abatement work practices. Contractors performing the work are licensed LBP abatement contractors.

Actions taken to reduce the number of poverty-level families. 91.220(k); 91.320(j)

Community Development is a division of Macomb Community Action. Macomb Community Action (MCA) is a Community Action Agency providing a network of comprehensive educational, economic and social services to Macomb County residents in need to diminish the causes and effects of poverty. Macomb Community Action was established in 1964 and strives to continually respond to meet the needs of the community and the people we serve.

Macomb Community Action has programs for senior citizens like Meals on Wheels, Dining Senior Style, Senior Citizen Chore Service and Home Injury Control; emergency food assistance, utilities and housing through the Macomb Food Program and the Community Action Centers; free early childhood education through Head Start and Early Head Start; transportation services; and home weatherization and energy education services through Home Preservation and Energy.

In addition to Macomb Community Action’s programs, the Consolidated Plan includes an anti-poverty strategy addressed in the over-arching community development goals included in the Annual Action Plan as follows:

- Priority Objective #2 - Make available appropriate housing;
- Priority Objective #3 - Address the needs of the Homeless and At-Risk Families; and
- Priority Objective #4 - Provide and Expand Human Services.

During the 2018 reporting period these objectives were addressed as follows:

Make available appropriate housing

- Macomb County used CDBG and HOME funds for housing rehabilitation
- Macomb County Habitat for Humanity and Community Housing Network each used HOME funding for an acquisition/rehabilitation/resale program. Clinton Township, through its participation in the Macomb HOME Consortium, funded a new build with Habitat in partnership with area schools
- Community Housing Network was provided HOME funds for scattered-site rental housing

Address the needs of homeless and at-risk families

- CDBG funding was provided to St. Vincent DePaul, MCREST, Macomb County Warming Center, Turning Point and the Macomb Homeless Coalition
- ESG funds were used to support Macomb Community Action's Rapid Rehousing and Homelessness Prevention programs
- ESG funds were provided to MCREST and Turning Point to support shelter operations.

Provide and expand human services

- Armada PAL – camp scholarships for income eligible program participants
- CARE House – counseling and services for victims of abuse
- Detroit Rescue Mission – Lighthouse Food Bank – food assistance for income eligible families
- Wigs4Kids – wigs for income eligible children that experience hair loss due to illness
- Samaritan Housing – food assistance to income eligible families
- Macomb Community Action Chore Program – grass cutting, snow removal, and handyman services to senior citizens
- Shelby Lions Club and Helping Hands Gifts – food baskets for income eligible families during Christmas
- St. Vincent DePaul – rent and utility assistance for income eligible families
- Interfaith Volunteer Caregivers - home chore assistance for senior citizens

Actions taken to develop institutional structure. 91.220(k); 91.320(j)

Although individual members (communities) determine their projects, effective program controls are in place. The County tracks expenditures and program progress, and ensures overall compliance. The County also:

- Monitors fund use to ensure timeliness, and monitor compliance with HOME requirements including continuing affordability, affirmative marketing, procurement, and labor standards, and share the results with members;
- Each member implements projects using its staff and using local procedures. The County uses documentation, including labor certifications, invoices and the like, to monitor individual projects

for compliance. Each community corrects emergent problems, and the County provides technical assistance as needed;

- Monitors subrecipients, developers, and CHDO activities as prescribed by regulation; and
- Finally, funding of the Continuum of Care is spent to overcome gaps in institutional structure and support their work of enhancing coordination of services to residents experiencing or at risk of experiencing homelessness through Project Homeless Connect Events, trainings and workshops of agencies and committee work to assist organizations in working together to overcome gaps in the system and barriers faced by clients.

Actions taken to enhance coordination between public and private housing and social service agencies. 91.220(k); 91.320(j)

In 2018, \$8,162 in CDBG funds was allocated to the CoC to ensure stability, enhance funding opportunities, and increase inter-agency collaboration, among other things. Funding of the Continuum of Care is spent to overcome gaps in institutional structure and support their work of enhancing coordination of services to residents experiencing or at risk of experiencing homelessness through Project Homeless Connect Events, trainings and workshops of agencies and committee work to assist organizations in working together to overcome gaps in the system and barriers faced by clients. The Coalition has also become the single point of entry for Macomb County, providing direct financial assistance and referrals and other resources to those who are at risk of or experiencing homelessness. The results of the collaborative efforts between the CoC/Macomb Homeless Coalition and the County have been positive.

Identify actions taken to overcome the effects of any impediments identified in the jurisdictions analysis of impediments to fair housing choice. 91.520(a)

The following is a summary of the impediments identified in the County's 2013 Analysis of Impediments to Fair Housing Choice (AI):

- AI Fair Housing reports are not being shared with lending institutions and housing providers;
- Deficient coordinated fair housing education efforts by the Public Sector and the Private Sector;
- Lack of fair housing education and awareness;
- Racial and ethnic minorities are concentrated geographically within the County;
- Availability of housing for the elderly;
- ADA Education; and
- Unavailability of Fair Housing information on websites of cities and public housing agencies including information on filing housing complaints

The County does not have sufficient funding to address all impediments every program year. The actions taken during this reporting period were subject to the availability of HUD funding and the availability of local resources (staff and funding). However, the County understands the importance of supporting Fair Housing and will continue to make best efforts to address the recommendations provided in the AI.

During this reporting period the following actions were taken to address the following impediments:

Lack of Fair Housing Education and Awareness:

- Macomb County provided funding to the Fair Housing Center of Metropolitan Detroit for the purpose of investigating fair housing complaints and training.
- Training sessions included “Fair Housing & Support Animals” held on May 9, 2019 by the Fair Housing Center of Metropolitan Detroit and “Tenant Rights Learning Session” held on April 16, 2019 by Lakeshore Legal Aid.
- Continental Management, management company for the County HOME funded Oakwood Senior Housing facility, required all employees to complete Fair Housing training within 90 days of hire.

Racial and Ethnic Minorities are Concentrate Geographically within the County:

While not federally funded, the County addressed this impediment through its diversity and inclusion initiative (One Macomb). One Macomb was sparked by a comprehensive study titled, "The New Macomb County" prepared in partnership with Macomb Community College, Macomb County, and Data Drive Detroit in 2012. The study documented the County's changing demographics and the need to embrace our current and future make up of citizens that make Macomb their home.

The purpose, vision, and mission of One Macomb is as follows:

- **Purpose** - to support Macomb County leaders in active, positive, and affirmative response to its increasing cultural diversity and inclusion efforts.
- **Vision** - a community that welcomes all people and celebrates their unique contributions.
- **Mission** - to facilitate or support collaborative and community-based activities which celebrate cultural diversity and inclusion in Macomb County.

HUD's review letter for Macomb County's 2017 CAPER stated that the County must complete a new AI. The County started this process during the 2018 program year. The final document is expected to be completed by September 2019.

CR-40 - Monitoring 91.220 and 91.230

Describe the standards and procedures used to monitor activities carried out in furtherance of the plan and used to ensure long-term compliance with requirements of the programs involved, including minority business outreach and the comprehensive planning requirements

For the 2018 Program Year, Macomb County (County) followed its Subrecipient Monitoring Policy which was written in compliance with the Uniform Grant Guidance found in Federal Regulation 2 CFR 200. The purpose of this policy is to provide a consistent methodology for conducting risk analyses and monitoring evaluations for all applicable subrecipients. The policy will allow the County to effectively target its monitoring resources to subrecipients that pose the greatest risk to the integrity of the County's programs funded through the U.S. Department of Housing and Urban Development, including identification of the subrecipients to be monitored on-site or remotely, the program areas to be covered, and the depth of the review.

Major steps include:

- A pre-award risk-based evaluation system for program subrecipient pass-through awards;
- Documenting the process and recording the rationale for selecting subrecipients for monitoring;
- Rating and selecting subrecipients for monitoring; and
- Identifying monitoring objectives

In addition to the steps outlined in this policy, staff will continue to conduct ongoing desk reviews of all subrecipient contract files. The reviews include but are not limited to:

- Closely monitoring procurement and labor compliance for all subrecipients during the time of procurement, contract award, and during project implementation;
- Review of all expenditures to determine if the expenditures are within the approved budget, if they support approved activities, and if costs are eligible; and
- Contractual compliance, including compliance with applicable Federal rules and regulations, and with state and local standards

Other actions to ensure compliance include:

- Provide technical assistance to communities and non-profit sub-recipients with respect to program design, administration, and compliance efforts;
- Monitor all housing construction projects to assure work quality, manage change orders, advise contractors concerning unanticipated problems, and require changes to work already performed when necessary;
- Monitored activity expenditures (through internal control reports) to ensure timely program implementation;
- Closed HOME rental projects with on-going affordability requirements: The County collects and

reviews the annual certification from each property owner on tenant incomes, rents, and property condition throughout the affordability period. On-site property inspections are completed by the County at least once every three years. On-site monitoring visits are scheduled in compliance with the County's Subrecipient Monitoring policy; and

- **Minority Business Outreach:** A notice stating that any requests for bids will be posted on MITN is published annually in the newspaper, as well as sent to the Michigan Minority Contractors Association. This notice includes instructions on how to register with MITN. A list containing pertinent contact information of interested M/WMBE firms is maintained and those firms are contacted directly for any appropriate contracting opportunities, whether by the County or by a sub-recipient. The list is updated annually, after each notice. The County continues to provide bid announcements to the MMBDC who posts the announcements to facilitate member consideration of County contracting opportunities. Training on the use of minority business outreach responsibilities to municipal and non-profit sub-recipients of County CDBG takes place annually as part of the CDBG Implementation Workshop.

Citizen Participation Plan 91.105(d); 91.115(d)

Describe the efforts to provide citizens with reasonable notice and an opportunity to comment on performance reports.

This report was prepared in accordance with Part 91 of the Federal Register, and in accordance with the County's Citizen Participation Plan which provides citizens with a 15-day public comment period. A notice seeking public comment and participation in a public hearing was published on September 9, 2019, in the Macomb Daily. The public hearing is scheduled for September 25, 2019.

CR-45 - CDBG 91.520(c)

Specify the nature of, and reasons for, any changes in the jurisdiction’s program objectives and indications of how the jurisdiction would change its programs as a result of its experiences.

1. Increase the rate of expenditure of funds to reduce the balance of unexpended funds being carried forward from year to year by providing technical assistance to subrecipients in need of assistance for project pre-planning and execution.
2. Increase technical assistance efforts for subrecipient accomplishment reporting. The ability to report accomplishments accurately will be taken into consideration for future subrecipient awards, including HOME, CDBG and ESG.
3. Due to the number of projects that were delayed, the County is going to re-evaluate its CDBG allocation method, application form and selection process to ensure that only projects with the highest chance for success are funded.

Does this Jurisdiction have any open Brownfields Economic Development Initiative (BEDI) grants?

No

[BEDI grantees] Describe accomplishments and program outcomes during the last year.

CR-50 - HOME 91.520(d)

Include the results of on-site inspections of affordable rental housing assisted under the program to determine compliance with housing codes and other applicable regulations

Please list those projects that should have been inspected on-site this program year based upon the schedule in §92.504(d). Indicate which of these were inspected and a summary of issues that were detected during the inspection. For those that were not inspected, please indicate the reason and how you will remedy the situation.

The funding for all of the County's existing HOME funded rental projects was committed prior to January 24, 2015. As a result, the property standards for each unit is based on Housing Quality Standards (HQS) and each property is inspected utilizing the HQS checklist. In addition to the on-site inspections conducted by the County, owners of rental housing are required to submit a certification documenting that each unit is suitable for occupancy annually.

A copy of the Macomb HOME Consortium's HOME rental unit inspection schedule is provided as an attachment to CAPER IDIS screen CR-00. All units that were due to be inspected during the 2018 program year were successfully inspected.

During the 2018 program year twenty-four (24) of the County's HOME funded rental units were due for inspection. Twelve (12) units passed inspection with no corrections needed. Deficiencies were found in twelve (12) units however, none of the deficiencies were serious in nature. Deficiencies identified during the inspections included items such as: clogged drains, loose faucets, minor drywall damage, doors off tracks, and one unit in need of a GFCI plug. The owner has since corrected all deficiencies and also upgraded smoke detectors to wireless.

Provide an assessment of the jurisdiction's affirmative marketing actions for HOME units. 92.351(b)

The objective of affirmative marketing is to ensure that participating jurisdictions (PJs), subrecipients, and project owners design and employ marketing plans that promote fair housing by ensuring outreach to all potentially eligible households, especially those least likely to apply for assistance. This requirement is applicable to rental and homebuyer projects containing five (5) or more HOME assisted housing units, regardless of the specific activity the HOME funds will finance (ex: acquisition, rehabilitation, and/or new construction). The only project funded through the Macomb HOME Consortium that meets this criteria is Oakwood Manor Senior Living. Oakwood Manor is a 40 unit, three story rental housing complex that was built in 2013 and is managed by Continental Management.

The County received a copy of the Affirmative Marketing report from Continental Management. In addition to advertising monthly on various ILS online and medial newspapers when necessary due to occupancy issues, the on-site staff reached out to various organizations and businesses. Included in those

organizations and businesses are those designed to reach demographic groups least likely to visit or know of Oakwood Manor.

Methods of outreach include phone calls, visits, and use of email to distribute brochures or flyers to be used in the marketing community. Follow-up inquiries are made to determine if an organization or business requires material replenishment. An outreach log is maintained noting the date, time, organization/business, contact person, contact method and the result of that outreach action.

Additionally, housing discrimination disclaimer clauses are included and utilized on all collateral material, applications, and leases. Handicap logos are also used in advertisements. Equal opportunity housing slogan and logo are displayed at the site and included in advertising.

Continental's practice also includes documenting community contacts, daily traffic records, and other record keeping material which is available for inspection. A copy of the Affirmative Marketing Housing Plan is also kept at the site and all fair housing required signs are posted in designated locations.

Finally, all of Continental Management's employees are required to complete a Fair Housing training class within 90 days of hire.

While these efforts have been successful as reflected in the racial statistics for the existing tenants and low vacancy rate for the facility, Continental will continue to expand their marketing actions through the use of community organizations, places of worship, employment centers, fair housing groups, and housing counseling agencies.

Refer to IDIS reports to describe the amount and use of program income for projects, including the number of projects and owner and tenant characteristics

During the 2018 program year, Macomb County received \$204,350.24 in HOME program income. Per the County's Annual Action Plan, program income is designated for housing rehabilitation less 10% for program administration (PA) as allowed by regulation. The County's housing rehabilitation program has a set assistance limit of \$48,000 (\$40,000 + 20% contingency). Total project costs may exceed this amount to account for inspections and project delivery. As a result the program income will allow the County to assist approximately four (4) low- to moderate-income homeowners with necessary repairs on their home.

Describe other actions taken to foster and maintain affordable housing. 91.220(k) (STATES ONLY: Including the coordination of LIHTC with the development of affordable housing). 91.320(j)

In 2018, \$8,162 in CDBG funds was allocated to the CoC to ensure stability, enhance funding opportunities, and increase inter-agency collaboration, among other things. Funding of the Continuum of Care is spent to overcome gaps in institutional structure and support their work of enhancing coordination of services to residents experiencing or at risk of experiencing homelessness through community connection events, trainings and workshops of agencies and committee work to assist organizations in working together to overcome gaps in the system and barriers faced by clients. The Coalition has also become the single point of entry for Macomb County, providing direct financial assistance and referrals and other resources to those who are at risk of or experiencing homelessness. The results of the County's relationship with the CoC have been excellent, and collaboration between Macomb County and the CoC continues to evolve.

- The public housing authorities located within Macomb County are entities completely separate from Macomb County Government and, therefore, the County has no control over the quality of the housing and resident initiatives. Some of the communities which fall under the Urban County for CDBG funding do have public housing. These communities are able, and encouraged, to use CDBG funds to improve their public housing units.
- Projects using CDBG and HOME strictly followed federal regulations regarding lead based paint.
- The County will continue to address the fair housing goals identified in its Analysis for Impediments to Fair Housing through educational efforts provided in collaboration with the Fair Housing Center for Metropolitan Detroit.
- ESG funds were used for a homelessness prevention program which was administered by Macomb County's Macomb Community Action. Macomb Community Action also provides assistance for eviction prevention through the use of Community Services Block Grant (CSBG) funds.
- Many elderly, low-income and disabled homeowners are unable to fund needed home repairs. Macomb County's Housing Rehabilitation Program provides income-eligible homeowners with assistance to complete necessary repairs to their homes. The program has three levels of assistance. The maximum assistance provided under the program for the purpose of bringing up the entire home to code is \$40,000 (\$48,000 total with 20% contingency). The second level of assistance is an essential repair program with a program maximum of \$15,000 (\$18,000 with 20% contingency). Assistance for both programs is secured against the property in the form of a no-interest, deferred payment mortgage. A third level, Minor Home Repair, provides \$500 of repairs to eligible homeowners. This assistance is provided as a grant to the homeowner. The County also finds ways to integrate the County's Weatherization program as part of the rehab projects for the purpose of leveraging funds.

CR-60 - ESG 91.520(g) (ESG Recipients only)

ESG Supplement to the CAPER in *e-snaps*

For Paperwork Reduction Act

1. Recipient Information—All Recipients Complete

Basic Grant Information

Recipient Name	MACOMB COUNTY
Organizational DUNS Number	026544713
EIN/TIN Number	386004868
Identify the Field Office	DETROIT
Identify CoC(s) in which the recipient or subrecipient(s) will provide ESG assistance	St. Clair Shores/Warren/Macomb County CoC

ESG Contact Name

Prefix	Mrs
First Name	STEPHANIE
Middle Name	L
Last Name	BURGESS
Suffix	0
Title	Program Manager

ESG Contact Address

Street Address 1	21885 Dunham Road
Street Address 2	Suite 10
City	Clinton Township
State	MI
ZIP Code	-
Phone Number	5864696451
Extension	-
Fax Number	5864697436
Email Address	stephanie.burgess@macombgov.org

ESG Secondary Contact

Prefix	
First Name	
Last Name	
Suffix	
Title	
Phone Number	
Extension	
Email Address	

2. Reporting Period—All Recipients Complete

Program Year Start Date 07/01/2018
Program Year End Date 06/30/2019

3a. Subrecipient Form – Complete one form for each subrecipient

Subrecipient or Contractor Name: MACOMB COUNTY

City: MOUNT CLEMENS

State: MI

Zip Code: 48043,

DUNS Number: 026544713

Is subrecipient a victim services provider: N

Subrecipient Organization Type: Unit of Government

ESG Subgrant or Contract Award Amount: 52941

Subrecipient or Contractor Name: Turning Point, Inc

City: Mount Clemens

State: MI

Zip Code: 48046, 1123

DUNS Number: 613650860

Is subrecipient a victim services provider: Y

Subrecipient Organization Type: Other Non-Profit Organization

ESG Subgrant or Contract Award Amount: 18610

Subrecipient or Contractor Name: Macomb County Rotating Emergency Shelter Team

City: Roseville

State: MI

Zip Code: 48066, 4535

DUNS Number: 001860175

Is subrecipient a victim services provider: N

Subrecipient Organization Type: Other Non-Profit Organization

ESG Subgrant or Contract Award Amount: 77888

Subrecipient or Contractor Name: Macomb Homeless Coalition

City: Mt. Clemens

State: MI

Zip Code: 48043,

DUNS Number:

Is subrecipient a victim services provider: N

Subrecipient Organization Type: Other Non-Profit Organization

ESG Subgrant or Contract Award Amount: 5000

CR-65 - Persons Assisted

The data related to the persons served through the use of ESG funds can be found in a supplemental document attached to this report titled 2018 SAGE report. The information in the SAGE report replaces all data previously collected in screen CR-65.

CR-70 – ESG 91.520(g) - Assistance Provided and Outcomes

Shelter Utilization

Number of New Units - Rehabbed	0
Number of New Units - Conversion	0
Total Number of bed-nights available	54,385
Total Number of bed-nights provided	49,199
Capacity Utilization	90.46%

Table 24 – Shelter Capacity

Project Outcomes Data measured under the performance standards developed in consultation with the CoC(s)

Macomb County consults regularly with the CoC. The CoC is consulted with any proposed County ESG policy and procedure change. A community development staff member regularly attends CoC meetings once a month and a representative from the CoC serves on the review committee for ESG subrecipient applications. The CoC's ranking criteria and performance outcome measures for new applicants was used to develop a new ranking and review scoring card for ESG subrecipients.

The CoC Compliance Committee continues to review performance at a project level. The Collaborate Applicant (Macomb Homeless Coalition) reviews performance outcomes and coordinated entry participation. The performance and coordinated entry compliance reviews are completed by the HMIS Systems Administrator and the CoC Coordinator.

Currently, ESG funded emergency shelter subrecipients submit quarterly reporting forms which includes performance measures such as: the number of people they're serving and shelter utilization rates.

CR-75 – Expenditures

ESG Expenditures for Homelessness Prevention

	Dollar Amount of Expenditures in Program Year		
	2016	2017	2018
Expenditures for Rental Assistance	0	5,366	22,105
Expenditures for Housing Relocation and Stabilization Services - Financial Assistance	0	0	1,065
Expenditures for Housing Relocation & Stabilization Services - Services	0	0	0
Expenditures for Homeless Prevention under Emergency Shelter Grants Program	0	0	0
Subtotal Homelessness Prevention	0	5,366	23,170

Table 25 – ESG Expenditures for Homelessness Prevention

ESG Expenditures for Rapid Re-Housing

	Dollar Amount of Expenditures in Program Year		
	2016	2017	2018
Expenditures for Rental Assistance	2,210	18,821	1,100
Expenditures for Housing Relocation and Stabilization Services - Financial Assistance	0	28,777	2,000
Expenditures for Housing Relocation & Stabilization Services - Services	0	0	0
Expenditures for Homeless Assistance under Emergency Shelter Grants Program	0	0	0
Subtotal Rapid Re-Housing	2,210	47,598	3,100

Table 26 – ESG Expenditures for Rapid Re-Housing

ESG Expenditures for Emergency Shelter

	Dollar Amount of Expenditures in Program Year		
	2016	2017	2018
Essential Services	0	0	0
Operations	0	12,426	21,503
Renovation	0	0	0
Major Rehab	0	0	0
Conversion	0	0	0
Subtotal	0	12,426	21,503

Table 27 – ESG Expenditures for Emergency Shelter

Other Grant Expenditures

	Dollar Amount of Expenditures in Program Year		
	2016	2017	2018
Street Outreach	0	0	0
HMIS	0	5,110	0
Administration	0	0	4,899

Table 28 - Other Grant Expenditures

Total ESG Grant Funds

Total ESG Funds Expended	2016	2017	2018
	2,210	70,500	52,672

Table 29 - Total ESG Funds Expended

Match Source

	2016	2017	2018
Other Non-ESG HUD Funds	0	16,352	9,259
Other Federal Funds	0	38,870	18,834
State Government	0	0	0
Local Government	0	0	0
Private Funds	0	11,348	37,472
Other	0	8,139	13,839
Fees	0	0	0
Program Income	0	0	0
Total Match Amount	0	74,709	79,404

Table 30 - Other Funds Expended on Eligible ESG Activities

Total

Total Amount of Funds Expended on ESG Activities	2016	2017	2018
	2,210	145,209	132,076

Table 31 - Total Amount of Funds Expended on ESG Activities

Attachment

2018 ESG CAPER - SAGE Report



HUD ESG CAPER

Grant: **ESG: Macomb County - MI - Report** Type: **CAPER**

Report Date Range

7/1/2018 to 8/30/2019

Q01a. Contact Information

First name	Stephanie
Middle name	
Last name	Burgess
Suffix	
Title	Program Manager
Street Address 1	21885 Dunham Road Suite 10
Street Address 2	
City	Clinton Township
State	Michigan
ZIP Code	48036
E-mail Address	stephanie.burgess@macombgov.org
Phone Number	(586)469-6451
Extension	
Fax Number	

Q01b. Grant Information

As of 8/9/2019

	FISCAL YEAR	GRANT NUMBER	CURRENT AUTHORIZED AMOUNT	TOTAL DRAWN	BALANCE	OBLIGATION DATE	EXPENDITURE DEADLINE
ESG Information from IDIS	2018	E18UC260005	\$154,440.00	\$68,848.84	\$85,591.16	8/9/2018	8/9/2020
	2017	E17UC260005	\$155,280.00	\$150,529.15	\$4,750.85	9/22/2017	9/22/2019
	2016	E16UC260005	\$152,906.00	\$152,906.00	\$0	8/3/2016	8/3/2018
	2015	E15UC260005	\$150,746.00	\$150,746.00	\$0	8/5/2015	8/5/2017
	2014	E14UC260005	\$135,659.78	\$135,659.78	\$0	9/2/2014	9/2/2016
	2013	E13UC260005	\$115,553.00	\$115,553.00	\$0	11/27/2013	11/27/2015
	2012						
	2011						
	Total			\$684,584.78	\$774,242.77	\$90,342.01	

CAPER reporting includes funds used from fiscal year:

Project types carried out during the program year:

Enter the number of each type of projects funded through ESG during this program year.

Street Outreach	0
Emergency Shelter	33929
Transitional Housing (grandfathered under ES)	0
Day Shelter (funded under ES)	0
Rapid Re-Housing	52908
Homelessness Prevention	28536

Q01c. Additional Information

HMIS

Comparable Database

Are 100% of the project(s) funded through ESG, which are allowed to use HMIS, entering data into HMIS?	Yes
Have all of the projects entered data into Sage via a CSV - CAPER Report upload?	Yes
Are 100% of the project(s) funded through ESG, which are allowed to use a comparable database, entering data into the comparable database?	Yes
Have all of the projects entered data into Sage via a CSV - CAPER Report upload?	Yes

Q04a: Project Identifiers in HMIS

Organization Name	MCREST - Macomb Co.
Organization ID	1122
Project Name	MDHHS - MCREST - Macomb Co. - Rotating Emergency Shelter - MSHDA ESG - (DHS) ES
Project ID	1394
HMIS Project Type	1
Method of Tracking ES	0
Is the Services Only (HMIS Project Type 5) affiliated with a residential project?	
Identify the Project ID's of the Housing Projects this Project is Affiliated with	
CSV Exception?	No
Uploaded via emailed hyperlink?	Yes
Email unique ID record link	Edq4rjquHW
Project name (user-specified)	MCREST - Shelter Operations
Project type (user-specified)	Emergency Shelter
Organization Name	MDHHS - MCREST - Macomb Co. - Rotating Emergency Shelter - MSHDA ESG - (DHS) ES
Organization ID	1394
Project Name	MCREST - Macomb Co. - ESG/RRH - HUD
Project ID	11486
HMIS Project Type	13
Method of Tracking ES	
Is the Services Only (HMIS Project Type 5) affiliated with a residential project?	
Identify the Project ID's of the Housing Projects this Project is Affiliated with	
CSV Exception?	No
Uploaded via emailed hyperlink?	Yes
Email unique ID record link	JuIGIQNgPr
Project name (user-specified)	MCREST - Rapid Rehousing
Project type (user-specified)	PH - Rapid Re-Housing
Organization Name	Macomb Community Action - Macomb Co.
Organization ID	3384
Project Name	Macomb Community Action - Macomb Co. - Prevention - ESG
Project ID	11489
HMIS Project Type	12
Method of Tracking ES	
Is the Services Only (HMIS Project Type 5) affiliated with a residential project?	
Identify the Project ID's of the Housing Projects this Project is Affiliated with	
CSV Exception?	No
Uploaded via emailed hyperlink?	Yes
Email unique ID record link	zFVbOdk8J
Project name (user-specified)	Macomb Community Action - Homelessness Prevention
Project type (user-specified)	Homelessness Prevention
Organization Name	Macomb Community Action - Macomb Co.
Organization ID	3384
Project Name	Macomb Community Action - Macomb Co. - RRH - ESG
Project ID	11487
HMIS Project Type	13
Method of Tracking ES	
Is the Services Only (HMIS Project Type 5) affiliated with a residential project?	
Identify the Project ID's of the Housing Projects this Project is Affiliated with	
CSV Exception?	No
Uploaded via emailed hyperlink?	Yes
Email unique ID record link	rohVMy9jwR
Project name (user-specified)	Macomb Community Action - Rapid Rehousing

https://www.sagehmis.info/secure/reports/filterpages/galactic.aspx?reportID=40&client_ID=79053&157.4340=89642&iid=89642&autoexecute=true&... 3/17

8/15/2019

Sage: Reports: HUD ESG CAPER

Project type (user-specified)	PH - Rapid Re-Housing
Organization Name	Turning Point - Shelter Operations
Organization ID	1
Project Name	1
Project ID	1
HMIS Project Type	1
Method of Tracking ES	0
Is the Services Only (HMIS Project Type 6) affiliated with a residential project?	0
Identify the Project ID's of the Housing Projects this Project is Affiliated with	0
CSV Exception?	No
Uploaded via emailed hyperlink?	Yes
Email unique ID record link	uDmNr45cSE
Project name (user-specified)	Turning Point - Shelter Operations
Project type (user-specified)	Emergency Shelter
Organization Name	The Salvation Army - Macomb Co. (Warren)
Organization ID	1296
Project Name	MDHHS - The Salvation Army - Macomb Co. - MATTS - MSHDA ESG/ESP-TANF
Project ID	1297
HMIS Project Type	1
Method of Tracking ES	0
Is the Services Only (HMIS Project Type 6) affiliated with a residential project?	
Identify the Project ID's of the Housing Projects this Project is Affiliated with	
CSV Exception?	No
Uploaded via emailed hyperlink?	Yes
Email unique ID record link	DUoqBf5t26
Project name (user-specified)	Salvation Army MATTS - Shelter Operations
Project type (user-specified)	Emergency Shelter

Q05a: Report Validations Table

Total Number of Persons Served	1515
Number of Adults (Age 18 or Over)	1041
Number of Children (Under Age 18)	464
Number of Persons with Unknown Age	10
Number of Leavers	1352
Number of Adult Leavers	922
Number of Adult and Head of Household Leavers	929
Number of Stayers	163
Number of Adult Stayers	119
Number of Veterans	43
Number of Chronically Homeless Persons	105
Number of Youth Under Age 25	95
Number of Parenting Youth Under Age 25 with Children	40
Number of Adult Heads of Household	1035
Number of Child and Unknown-Age Heads of Household	7
Heads of Households and Adult Stayers in the Project 365 Days or More	0

https://www.sagehmis.info/secure/reports/filterpages/galactic.aspx?reportID=40&client_ID=79053&157.4340=89642&iid=89642&autoexecute=true&... 4/17

Q06a: Data Quality: Personally Identifying Information (PII)

Data Element	Client Doesn't Know/Refused	Information Missing	Data Issues	% of Error Rate
Name	0	1	0	0.07 %
Social Security Number	13	526	4	35.84 %
Date of Birth	5	5	0	0.66 %
Race	17	3	0	1.32 %
Ethnicity	8	10	0	1.19 %
Gender	0	0	0	0.00 %
Overall Score				

Q06b: Data Quality: Universal Data Elements

	Error Count	% of Error Rate
Veteran Status	11	1.06 %
Project Start Date	0	0.00 %
Relationship to Head of Household	0	0.00 %
Client Location	0	0.00 %
Disabling Condition	0	0.00 %

Q06c: Data Quality: Income and Housing Data Quality

	Error Count	% of Error Rate
Destination	5	0.37 %
Income and Sources at Start	7	0.67 %
Income and Sources at Annual Assessment	0	--
Income and Sources at Exit	9	0.97 %

Q06d: Data Quality: Chronic Homelessness

	Count of Total Records	Missing Time in Institution	Missing Time in Housing	Approximate Date Started DK/R/missing	Number of Times DK/R/missing	Number of Months DK/R/missing	% of Records Unable to Calculate
ES, SH, Street Outreach	1008	0	0	0	0	1	0.00 %
TH	0	0	0	0	0	0	--
PH (All)	21	0	0	1	1	1	4.71 %
Total	1029	0	0	0	0	0	0.10 %

Q06e: Data Quality: Timeliness

	Number of Project Start Records	Number of Project Exit Records
0 days	502	530
1-3 Days	559	493
4-6 Days	231	189
7-10 Days	47	61
11+ Days	39	79

Q06f: Data Quality: Inactive Records: Street Outreach & Emergency Shelter

	# of Records	# of Inactive Records	% of Inactive Records
Contact (Adults and Heads of Household in Street Outreach or ES - NBN)	0	0	--
Bed Night (All Clients in ES - NBN)	0	0	--

https://www.sagehmis.info/secure/reports/filterpages/galactic.aspx?reportID=40&client_ID=79053&157.4340=89642&iid=89642&autoexecute=true&... 5/17

Q07a: Number of Persons Served

	Total	Without Children	With Children and Adults	With Only Children	Unknown Household Type
Adults	1041	811	228	0	2
Children	464	0	454	5	5
Client Doesn't Know/ Client Refused	10	0	0	0	10
Data Not Collected	0	0	0	0	0
Total	1515	811	682	5	17

Q08a: Households Served

	Total	Without Children	With Children and Adults	With Only Children	Unknown Household Type
Total Households	1042	808	225	1	8

Q08b: Point-in-Time Count of Households on the Last Wednesday

	Total	Without Children	With Children and Adults	With Only Children	Unknown Household Type
January	93	71	22	0	0
April	131	104	26	1	0
July	115	91	24	0	0
October	97	68	28	0	1

Q09a: Number of Persons Contacted

	All Persons Contacted	First contact – NOT staying on the Streets, ES, or SH	First contact – WAS staying on Streets, ES, or SH	First contact – Worker unable to determine
Once	0	0	0	0
2-5 Times	0	0	0	0
6-9 Times	0	0	0	0
10+ Times	0	0	0	0
Total Persons Contacted	0	0	0	0

Q09b: Number of Persons Engaged

	All Persons Contacted	First contact – NOT staying on the Streets, ES, or SH	First contact – WAS staying on Streets, ES, or SH	First contact – Worker unable to determine
Once	0	0	0	0
2-5 Contacts	0	0	0	0
6-9 Contacts	0	0	0	0
10+ Contacts	0	0	0	0
Total Persons Engaged	0	0	0	0
Rate of Engagement	0.00	0.00	0.00	0.00

Q10a: Gender of Adults

	Total	Without Children	With Children and Adults	Unknown Household Type
Male	489	480	9	0
Female	551	330	219	2
Trans Female (MTF or Male to Female)	1	1	0	0
Trans Male (FTM or Female to Male)	0	0	0	0
Gender Non-Conforming (i.e. not exclusively male or female)	0	0	0	0
Client Doesn't Know/Client Refused	0	0	0	0
Data Not Collected	0	0	0	0
Subtotal	1041	811	228	2

Q10b: Gender of Children

	Total	With Children and Adults	With Only Children	Unknown Household Type
Male	244	239	1	4
Female	220	215	4	1
Trans Female (MTF or Male to Female)	0	0	0	0
Trans Male (FTM or Female to Male)	0	0	0	0
Gender Non-Conforming (i.e. not exclusively male or female)	0	0	0	0
Client Doesn't Know/Client Refused	0	0	0	0
Data Not Collected	0	0	0	0
Subtotal	464	454	5	5

Q10c: Gender of Persons Missing Age Information

	Total	Without Children	With Children and Adults	With Only Children	Unknown Household Type
Male	4	0	0	0	4
Female	6	0	0	0	6
Trans Female (MTF or Male to Female)	0	0	0	0	0
Trans Male (FTM or Female to Male)	0	0	0	0	0
Gender Non-Conforming (i.e. not exclusively male or female)	0	0	0	0	0
Client Doesn't Know/Client Refused	0	0	0	0	0
Data Not Collected	0	0	0	0	0
Subtotal	10	0	0	0	10

Q10d: Gender by Age Ranges

	Total	Under Age 18	Age 18-24	Age 25-61	Age 62 and over	Client Doesn't Know/ Client Refused	Data Not Collected
Male	737	244	25	422	42	0	4
Female	777	220	72	459	20	5	1
Trans Female (MTF or Male to Female)	1	0	1	0	0	0	0
Trans Male (FTM or Female to Male)	0	0	0	0	0	0	0
Gender Non-Conforming (i.e. not exclusively male or female)	0	0	0	0	0	0	0
Client Doesn't Know/Client Refused	0	0	0	0	0	0	0
Data Not Collected	0	0	0	0	0	0	0
Subtotal	1515	464	96	881	62	5	5

Q11: Age

	Total	Without Children	With Children and Adults	With Only Children	Unknown Household Type
Under 5	224	0	216	3	5
5 - 12	195	0	193	2	0
13 - 17	45	0	45	0	0
18 - 24	98	61	37	0	0
25 - 34	267	144	121	0	2
35 - 44	195	149	47	0	0
45 - 54	256	233	23	0	0
55 - 61	162	162	0	0	0
62+	62	62	0	0	0
Client Doesn't Know/Client Refused	5	0	0	0	5
Data Not Collected	5	0	0	0	5
Total	1515	811	682	5	17

https://www.sagehmis.info/secure/reports/filterpages/galactic.aspx?reportID=40&client_ID=79053&157.4340=89642&iid=89642&autoexecute=true&... 7/17

Q12a: Race

	Total	Without Children	With Children and Adults	With Only Children	Unknown Household Type
White	525	420	99	0	6
Black or African American	821	337	478	5	1
Asian	9	6	3	0	0
American Indian or Alaska Native	10	8	2	0	0
Native Hawaiian or Other Pacific Islander	1	1	0	0	0
Multiple Races	127	33	93	0	1
Client Doesn't Know/Client Refused	19	6	6	0	7
Data Not Collected	3	0	1	0	2
Total	1515	811	682	5	17

Q12b: Ethnicity

	Total	Without Children	With Children and Adults	With Only Children	Unknown Household Type
Non-Hispanic/Non-Latino	1451	797	642	5	7
Hispanic/Latino	46	14	32	0	0
Client Doesn't Know/Client Refused	8	0	3	0	5
Data Not Collected	10	0	5	0	5
Total	1515	811	682	5	17

Q13a1: Physical and Mental Health Conditions at Start

	Total Persons	Without Children	With Children and Adults	With Only Children	Unknown Household Type
Mental Health Problem	374	304	68	1	1
Alcohol Abuse	76	71	5	0	0
Drug Abuse	84	76	8	0	0
Both Alcohol and Drug Abuse	71	70	1	0	0
Chronic Health Condition	331	267	64	0	0
HIV/AIDS	5	5	0	0	0
Developmental Disability	103	58	41	4	0
Physical Disability	357	274	83	0	0

Q13b1: Physical and Mental Health Conditions at Exit

	Total Persons	Without Children	With Children and Adults	With Only Children	Unknown Household Type
Mental Health Problem	334	266	66	1	1
Alcohol Abuse	73	68	5	0	0
Drug Abuse	72	64	8	0	0
Both Alcohol and Drug Abuse	66	65	1	0	0
Chronic Health Condition	299	241	58	0	0
HIV/AIDS	5	5	0	0	0
Developmental Disability	89	51	34	4	0
Physical Disability	325	253	72	0	0

Q13c1: Physical and Mental Health Conditions for Stayers

	Total Persons	Without Children	With Children and Adults	With Only Children	Unknown Household Type
Mental Health Problem	41	39	2	0	0
Alcohol Abuse	6	6	0	0	0
Drug Abuse	11	11	0	0	0
Both Alcohol and Drug Abuse	9	9	0	0	0
Chronic Health Condition	41	35	6	0	0
HIV/AIDS	0	0	0	0	0
Developmental Disability	14	7	7	0	0
Physical Disability	38	27	11	0	0

Q14a: Domestic Violence History

	Total	Without Children	With Children and Adults	With Only Children	Unknown Household Type
Yes	430	243	179	0	8
No	615	566	48	1	0
Client Doesn't Know/Client Refused	2	2	0	0	0
Data Not Collected	1	0	1	0	0
Total	1048	811	228	1	8

Q14b: Persons Fleeing Domestic Violence

	Total	Without Children	With Children and Adults	With Only Children	Unknown Household Type
Yes	311	153	150	0	8
No	119	90	29	0	0
Client Doesn't Know/Client Refused	0	0	0	0	0
Data Not Collected	0	0	0	0	0
Total	430	243	179	0	8

Q15: Living Situation

	Total	Without Children	With Children and Adults	With Only Children	Unknown Household Type
Homeless Situations	0	0	0	0	0
Emergency shelter, including hotel or motel paid for with emergency shelter voucher	232	153	77	0	2
Transitional housing for homeless persons (including homeless youth)	4	4	0	0	0
Place not meant for habitation	233	217	16	0	0
Safe Haven	15	13	2	0	0
Interim Housing	1	1	0	0	0
Subtotal	485	388	95	0	2
Institutional Settings	0	0	0	0	0
Psychiatric hospital or other psychiatric facility	6	6	0	0	0
Substance abuse treatment facility or detox center	12	12	0	0	0
Hospital or other residential non-psychiatric medical facility	17	16	1	0	0
Jail, prison or juvenile detention facility	50	50	0	0	0
Foster care home or foster care group home	0	0	0	0	0
Long-term care facility or nursing home	2	2	0	0	0
Residential project or halfway house with no homeless criteria	2	2	0	0	0
Subtotal	89	88	1	0	0
Other Locations	0	0	0	0	0
Permanent housing (other than RRH) for formerly homeless persons	0	0	0	0	0
Owned by client, no ongoing housing subsidy	1	0	1	0	0
Owned by client, with ongoing housing subsidy	7	4	3	0	0
Rental by client, no ongoing housing subsidy	28	22	6	0	0
Rental by client, with VASH subsidy	0	0	0	0	0
Rental by client with GPD TIP subsidy	0	0	0	0	0
Rental by client, with other housing subsidy (including RRH)	3	2	1	0	0
Hotel or motel paid for without emergency shelter voucher	93	75	18	0	0
Staying or living in a friend's room, apartment or house	131	100	30	1	0
Staying or living in a family member's room, apartment or house	98	74	24	0	0
Client Doesn't Know/Client Refused	104	54	44	0	6
Data Not Collected	9	4	5	0	0
Subtotal	474	335	132	1	6
Total	1048	811	228	1	8

Q20a: Type of Non-Cash Benefit Sources

	Benefit at Start	Benefit at Latest Annual Assessment for Stayers	Benefit at Exit for Leavers
Supplemental Nutritional Assistance Program	429	0	475
WIC	15	0	17
TANF Child Care Services	1	0	1
TANF Transportation Services	0	0	0
Other TANF-Funded Services	10	0	12
Other Source	1	0	1

Q21: Health Insurance

	At Start	At Annual Assessment for Stayers	At Exit for Leavers
Medicaid	1176	0	1073
Medicare	125	0	111
State Children's Health Insurance Program	25	0	21
VA Medical Services	8	0	9
Employer Provided Health Insurance	38	0	36
Health Insurance Through COBRA	0	0	0
Private Pay Health Insurance	9	0	9
State Health Insurance for Adults	54	0	56
Indian Health Services Program	1	0	1
Other	15	0	15
No Health Insurance	164	0	119
Client Doesn't Know/Client Refused	29	0	27
Data Not Collected	19	0	19
Number of Stayers Not Yet Required to Have an Annual Assessment	0	163	0
1 Source of Health Insurance	935	0	837
More than 1 Source of Health Insurance	142	0	139

Q22a2: Length of Participation – ESG Projects

	Total	Leavers	Stayers
0 to 7 days	289	263	26
8 to 14 days	170	163	7
15 to 21 days	110	102	8
22 to 30 days	146	125	21
31 to 60 days	355	290	65
61 to 90 days	316	281	35
91 to 180 days	111	110	1
181 to 365 days	15	15	0
366 to 730 days (1-2 Yrs)	3	3	0
731 to 1,095 days (2-3 Yrs)	0	0	0
1,096 to 1,460 days (3-4 Yrs)	0	0	0
1,461 to 1,825 days (4-5 Yrs)	0	0	0
More than 1,825 days (> 5 Yrs)	0	0	0
Data Not Collected	0	0	0
Total	1515	1352	163

Q22c: Length of Time between Project Start Date and Housing Move-in Date (post 10/1/2018)

	Total	Without Children	With Children and Adults	With Only Children	Unknown Household Type
7 days or less	2	2	0	0	0
8 to 14 days	0	0	0	0	0
15 to 21 days	1	1	0	0	0
22 to 30 days	0	0	0	0	0
31 to 60 days	0	0	0	0	0
61 to 180 days	3	1	2	0	0
181 to 365 days	0	0	0	0	0
366 to 730 days (1-2 Yrs)	0	0	0	0	0
Total (persons moved into housing)	6	4	2	0	0
Average length of time to housing	40.17	23.25	74.00	--	--
Persons who were exited without move-in	6	0	6	0	0
Total persons	12	4	8	0	0

Q22c: RRRH Length of Time between Project Start Date and Housing Move-in Date (pre 10/1/2018)

Total	Without Children	With Children and Adults	With Only Children	Unknown Household Type
- no data -				

Q22d: Length of Participation by Household Type

	Total	Without Children	With Children and Adults	With Only Children	Unknown Household Type
7 days or less	289	174	101	0	14
8 to 14 days	170	84	86	0	0
15 to 21 days	110	70	40	0	0
22 to 30 days	146	65	81	0	0
31 to 60 days	355	170	180	5	0
61 to 90 days	316	203	110	0	3
91 to 180 days	111	42	69	0	0
181 to 365 days	15	3	12	0	0
366 to 730 days (1-2 Yrs)	3	0	3	0	0
731 to 1,095 days (2-3 Yrs)	0	0	0	0	0
1,096 to 1,460 days (3-4 Yrs)	0	0	0	0	0
1,461 to 1,825 days (4-5 Yrs)	0	0	0	0	0
More than 1,826 days (> 5 Yrs)	0	0	0	0	0
Data Not Collected	0	0	0	0	0
Total	1515	811	682	5	17

Q23a: Exit Destination – More Than 90 Days

	Total	Without Children	With Children and Adults	With Only Children	Unknown Household Type
Permanent Destinations	0	0	0	0	0
Moved from one HOPWA funded project to HOPWA PH	0	0	0	0	0
Owned by client, no ongoing housing subsidy	0	0	0	0	0
Owned by client, with ongoing housing subsidy	0	0	0	0	0
Rental by client, no ongoing housing subsidy	8	2	6	0	0
Rental by client, with VASH housing subsidy	0	0	0	0	0
Rental by client, with GPD TIP housing subsidy	0	0	0	0	0
Rental by client, with other ongoing housing subsidy	10	2	8	0	0
Permanent housing (other than RRH) for formerly homeless persons	0	0	0	0	0
Staying or living with family, permanent tenure	0	0	0	0	0
Staying or living with friends, permanent tenure	0	0	0	0	0
Rental by client, with RRH or equivalent subsidy	0	0	0	0	0
Subtotal	18	4	14	0	0
Temporary Destinations	0	0	0	0	0
Emergency shelter, including hotel or motel paid for with emergency shelter voucher	0	0	0	0	0
Moved from one HOPWA funded project to HOPWA TH	0	0	0	0	0
Transitional housing for homeless persons (including homeless youth)	0	0	0	0	0
Staying or living with family, temporary tenure (e.g. room, apartment or house)	0	0	0	0	0
Staying or living with friends, temporary tenure (e.g. room, apartment or house)	0	0	0	0	0
Place not meant for habitation (e.g., a vehicle, an abandoned building, bus/train/subway station/airport or anywhere outside)	0	0	0	0	0
Safe Haven	0	0	0	0	0
Hotel or motel paid for without emergency shelter voucher	0	0	0	0	0
Subtotal	0	0	0	0	0
Institutional Settings	0	0	0	0	0
Foster care home or group foster care home	0	0	0	0	0
Psychiatric hospital or other psychiatric facility	0	0	0	0	0
Substance abuse treatment facility or detox center	0	0	0	0	0
Hospital or other residential non-psychiatric medical facility	0	0	0	0	0
Jail, prison, or juvenile detention facility	0	0	0	0	0
Long-term care facility or nursing home	0	0	0	0	0
Subtotal	0	0	0	0	0
Other Destinations	0	0	0	0	0
Residential project or halfway house with no homeless criteria	0	0	0	0	0
Deceased	0	0	0	0	0
Other	0	0	0	0	0
Client Doesn't Know/Client Refused	0	0	0	0	0
Data Not Collected (no exit interview completed)	0	0	0	0	0
Subtotal	0	0	0	0	0
Total	18	4	14	0	0
Total persons exiting to positive housing destinations	18	4	14	0	0
Total persons whose destinations excluded them from the calculation	0	0	0	0	0
Percentage	100.00 %	100.00 %	100.00 %	--	--

https://www.sagehmis.info/secure/reports/filterpages/galactic.aspx?reportID=40&client_ID=79053&157.4340=89642&iid=89642&autoexecute=true&... 13/17

Q23b: Exit Destination – 90 Days or Less

	Total	Without Children	With Children and Adults	With Only Children	Unknown Household Type
Permanent Destinations	0	0	0	0	0
Moved from one HOPWA funded project to HOPWA PH	0	0	0	0	0
Owned by client, no ongoing housing subsidy	0	0	0	0	0
Owned by client, with ongoing housing subsidy	0	0	0	0	0
Rental by client, no ongoing housing subsidy	4	0	4	0	0
Rental by client, with VASH housing subsidy	0	0	0	0	0
Rental by client, with GPD TIP housing subsidy	0	0	0	0	0
Rental by client, with other ongoing housing subsidy	4	4	0	0	0
Permanent housing (other than RRH) for formerly homeless persons	0	0	0	0	0
Staying or living with family, permanent tenure	4	0	4	0	0
Staying or living with friends, permanent tenure	0	0	0	0	0
Rental by client, with RRH or equivalent subsidy	0	0	0	0	0
Subtotal	12	4	8	0	0
Temporary Destinations	0	0	0	0	0
Emergency shelter, including hotel or motel paid for with emergency shelter voucher	0	0	0	0	0
Moved from one HOPWA funded project to HOPWA TH	0	0	0	0	0
Transitional housing for homeless persons (including homeless youth)	0	0	0	0	0
Staying or living with family, temporary tenure (e.g. room, apartment or house)	0	0	0	0	0
Staying or living with friends, temporary tenure (e.g. room, apartment or house)	0	0	0	0	0
Place not meant for habitation (e.g., a vehicle, an abandoned building, bus/train/subway station/airport or anywhere outside)	0	0	0	0	0
Safe Haven	0	0	0	0	0
Hotel or motel paid for without emergency shelter voucher	0	0	0	0	0
Subtotal	0	0	0	0	0
Institutional Settings	0	0	0	0	0
Foster care home or group foster care home	0	0	0	0	0
Psychiatric hospital or other psychiatric facility	0	0	0	0	0
Substance abuse treatment facility or detox center	0	0	0	0	0
Hospital or other residential non-psychiatric medical facility	0	0	0	0	0
Jail, prison, or juvenile detention facility	0	0	0	0	0
Long-term care facility or nursing home	0	0	0	0	0
Subtotal	0	0	0	0	0
Other Destinations	0	0	0	0	0
Residential project or halfway house with no homeless criteria	0	0	0	0	0
Deceased	0	0	0	0	0
Other	0	0	0	0	0
Client Doesn't Know/Client Refused	0	0	0	0	0
Data Not Collected (no exit interview completed)	0	0	0	0	0
Subtotal	0	0	0	0	0
Total	12	4	8	0	0
Total persons exiting to positive housing destinations	12	4	8	0	0
Total persons whose destinations excluded them from the calculation	0	0	0	0	0
Percentage	100.00 %	100.00 %	100.00 %	--	--

https://www.sagehmis.info/secure/reports/filterpages/galactic.aspx?reportID=40&client_ID=79053&157.4340=89642&iid=89642&autoexecute=true&... 14/17

Q23c: Exit Destination – All persons

	Total	Without Children	With Children and Adults	With Only Children	Unknown Household Type
Permanent Destinations	0	0	0	0	0
Moved from one HOPWA funded project to HOPWA PH	0	0	0	0	0
Owned by client, no ongoing housing subsidy	13	2	11	0	0
Owned by client, with ongoing housing subsidy	0	0	0	0	0
Rental by client, no ongoing housing subsidy	184	92	92	0	0
Rental by client, with VASH housing subsidy	0	0	0	0	0
Rental by client, with GPD TIP housing subsidy	0	0	0	0	0
Rental by client, with other ongoing housing subsidy	21	17	4	0	0
Permanent housing (other than RRH) for formerly homeless persons	1	0	1	0	0
Staying or living with family, permanent tenure	42	24	13	5	0
Staying or living with friends, permanent tenure	31	25	6	0	0
Rental by client, with RRH or equivalent subsidy	25	10	15	0	0
Subtotal	317	170	142	5	0
Temporary Destinations	0	0	0	0	0
Emergency shelter, including hotel or motel paid for with emergency shelter voucher	254	179	75	0	0
Moved from one HOPWA funded project to HOPWA TH	0	0	0	0	0
Transitional housing for homeless persons (including homeless youth)	28	20	8	0	0
Staying or living with family, temporary tenure (e.g. room, apartment or house)	274	75	191	0	8
Staying or living with friends, temporary tenure (e.g. room, apartment or house)	123	80	40	0	3
Place not meant for habitation (e.g., a vehicle, an abandoned building, bus/train/subway station/airport or anywhere outside)	40	34	6	0	0
Safe Haven	0	0	0	0	0
Hotel or motel paid for without emergency shelter voucher	87	55	32	0	0
Subtotal	776	437	328	0	11
Institutional Settings	0	0	0	0	0
Foster care home or group foster care home	0	0	0	0	0
Psychiatric hospital or other psychiatric facility	6	5	0	0	1
Substance abuse treatment facility or detox center	13	13	0	0	0
Hospital or other residential non-psychiatric medical facility	16	14	2	0	0
Jail, prison, or juvenile detention facility	17	14	2	0	1
Long-term care facility or nursing home	0	0	0	0	0
Subtotal	52	46	4	0	2
Other Destinations	0	0	0	0	0
Residential project or halfway house with no homeless criteria	1	1	0	0	0
Deceased	1	1	0	0	0
Other	26	11	15	0	0
Client Doesn't Know/Client Refused	114	32	78	0	4
Data Not Collected (no exit interview completed)	5	5	0	0	0
Subtotal	147	50	93	0	4
Total	1322	709	591	5	17
Total persons exiting to positive housing destinations	288	160	123	5	0
Total persons whose destinations excluded them from the calculation	17	15	2	0	0
Percentage	22.07 %	23.05 %	20.88 %	100.00 %	0.00 %

https://www.sagehmis.info/secure/reports/filterpages/galactic.aspx?reportID=40&client_ID=79053&157.4340=89642&iid=89642&autoexecute=true&... 15/17

Q24: Homelessness Prevention Housing Assessment at Exit

	Total	Without Children	With Children and Adults	With Only Children	Unknown Household Type
Able to maintain the housing they had at project start--Without a subsidy	23	4	19	0	0
Able to maintain the housing they had at project start--With the subsidy they had at project start	0	0	0	0	0
Able to maintain the housing they had at project start--With an on-going subsidy acquired since project start	0	0	0	0	0
Able to maintain the housing they had at project start--Only with financial assistance other than a subsidy	0	0	0	0	0
Moved to new housing unit--With on-going subsidy	3	3	0	0	0
Moved to new housing unit--Without an on-going subsidy	3	3	0	0	0
Moved in with family/friends on a temporary basis	0	0	0	0	0
Moved in with family/friends on a permanent basis	0	0	0	0	0
Moved to a transitional or temporary housing facility or program	0	0	0	0	0
Client became homeless – moving to a shelter or other place unfit for human habitation	0	0	0	0	0
Client went to jail/prison	0	0	0	0	0
Client died	0	0	0	0	0
Client doesn't know/Client refused	0	0	0	0	0
Data not collected (no exit interview completed)	0	0	0	0	0
Total	29	10	19	0	0

Q25a: Number of Veterans

	Total	Without Children	With Children and Adults	Unknown Household Type
Chronically Homeless Veteran	6	6	0	0
Non-Chronically Homeless Veteran	37	36	1	0
Not a Veteran	987	765	221	1
Client Doesn't Know/Client Refused	11	4	6	1
Data Not Collected	0	0	0	0
Total	1041	811	228	2

Q26b: Number of Chronically Homeless Persons by Household

	Total	Without Children	With Children and Adults	With Only Children	Unknown Household Type
Chronically Homeless	105	86	19	0	0
Not Chronically Homeless	1405	722	662	5	17
Client Doesn't Know/Client Refused	1	1	0	0	0
Data Not Collected	3	2	1	0	0
Total	1515	811	682	5	17

https://www.sagehmis.info/secure/reports/filterpages/galactic.aspx?reportID=40&client_ID=79053&157.4340=89642&iid=89642&autoexecute=true&... 17/17

CR-05 Explanation HOME Rental Inspection Schedule

CAPER SCREEN CR-05

Comparison of the proposed versus actual outcomes for each outcome measure submitted with the consolidated plan and explain, if applicable, why progress was not made toward meeting goals and objectives. 91.520(g)

Table 1 – Accomplishments – Program Year

Goal: Address the Needs of Homeless & At Risk Families.

The data provided under the "tenant-based rental assistance/rapid re-housing" indicator shows that the program came close to the expected goal for Tenant-based rental assistance/rapid rehousing (20 expected/19 actual). The goal was met through the use of ESG funds for rapid rehousing.

For the "homeless person overnight shelter" indicator, the expected outcome has traditionally been difficult to estimate. The reason behind the variance is that CDBG funds are provided to homeless shelters as a per-night shelter fee. The shelter could house one person for 30 nights or 30 people for one night. As a result, the expected vs. actual number of persons assisted will vary. All homeless shelters expended their CDBG funds and no funds were recaptured. As a result the program is still considered a success.

Goal: Expand Comprehensive Planning, Management, and Capacity. Funding for this goal was used for administration of the CDBG, HOME and ESG programs. The set-up screen for administration activities in IDIS does not contain a field for accomplishments which is the reason for "0" under "actual" in the table.

Goal: Improve Public Facilities and Infrastructure. The County provides 21 units of local government with funding for activities under this goal. Communities are allowed up to 18 months to complete the project. Accomplishments for each project is entered when funds are drawn and updated again when the project is completed. If a funded activity does not begin within the reporting period, the accomplishments for the activity will not appear in the "actual" column of this table. As a result, the accomplishments would not be reported until the following year. Consequently, the expected vs. actual number of persons assisted will vary and it will appear that goals are not being met or are being far exceeded. This is most likely to occur in program years in which funding is delayed by the federal government.

Since the data in this table is pre-populated, the variance will continue in subsequent CAPERs. To ensure that outcomes are being met, program staff does monitor expected vs. actual accomplishments. If a subrecipient's project fails to meet the expected outcome, staff works with the community to ensure the quality of data being reported.

Goal: Make Available Appropriate Housing. The actual number of units completed under these indicators varied from the expected goals for the following reasons:

- 1) Homeowner housing added – The number of actual units exceeded the one-year goal because there were units finished in the 2018 program year that were completed with prior year funding.
- 2) Rehab of existing units - the one year goal included the outcome for the minor home repair program. The number of units completed through this program were less than expected. As a result, moving forward into the 2019 program year additional efforts will be made to promote the program.

Goal: Provide and Expand Human Services. The expected vs. actual number of households assisted under this goal was less than expected for the following reasons:

- 1) Over \$11,000 was recaptured from public service providers who failed to expend funds. As a result fewer persons were served. Moving forward the County is requiring any new subrecipient to meet individually with program staff to ensure proper administration of CDBG funded activities.

Another issue relates to the number of beneficiaries for senior center programs. Communities assume that their entire senior population will participate in senior center programming while only a small percentage actually do. To help correct this error, technical assistance has been provided.

- 2) Through on-going monitoring program staff noticed that subrecipients were reporting the number of services provided rather than the number of person served. Moving forward subrecipients will be required to report only the number of persons served as an accomplishment. However, the subrecipient may also provide a narrative may that includes the volume of services provided to those persons.

Table 2 – Accomplishments – Strategic Plan to Date

The data in this table is pre-populated based on the expected outcomes included in the 5-year Strategic Plan. The outcomes in the 5-year Strategic Plan are the combined total of all Consortium members. In addition, the County has insufficient funds to address each priority objective in the Strategic Plan every year. As a result the table may reflect 0% completed for certain sections. For these reasons, the data found in Table 1 more accurately reflects the County’s progress towards meeting program goals.

Springhill Property Address	Community	IDIS #	Initial Fund Date	Complete in IDIS Start Date	Amount of Investment	# Years	Affordability Period		Rental Inspections - (1 yr. after completion/3 Year Cycle)					AFFORDABILITY ENDS	
							Commitment	End Date	Final Insp.	2015	2016	2017	2018		
46 Rosebud	Mt. Clemens	1539	9/10/03	9/12/05	80,000.00	15	9/18/03	9/12/20	10/26/05	5/11/15				11/27/18	10/26/20
75 Rosebud	Mt. Clemens	1679	8/6/04	9/12/05	80,000.00	15	8/23/04	9/12/20	03/15/07	5/11/15				11/27/18	3/15/22
27681 Harrison Woods	Harrison Twp.	1876	6/2/05	9/13/05	86,204.90	15	6/17/05	9/13/20	07/15/05	5/12/15				11/28/18	7/15/20
27699 Harrison Woods	Harrison Twp.	1888	7/14/05	8/29/05	87,077.63	15	7/29/05	8/29/20	08/21/05	5/12/15				11/28/18	8/21/20
34907 Hamilton Dr.	Fraser	1875	6/2/05	9/13/05	45,517.12	15	6/17/05	9/13/20	07/15/05	5/12/15				11/30/18	7/15/20
54785 Shelby Rd.	Shelby Township	1782	2/7/05	9/12/05	77,200.35	15	2/24/05	9/12/20	03/23/05	5/12/15				11/27/18	3/23/20
224 Harrington	Mt. Clemens	2060	7/27/06	8/15/08	157,901.24	15	8/8/06	8/15/23	10/12/06	5/11/15				11/28/18	10/12/21
24650 Lake Meadow	Harrison Twp.	2196	3/23/07	8/15/08	132,018.00	15	4/2/07	8/15/23	05/10/07	7/22/15				11/28/18	5/10/22
16388 Clarkston	Fraser	2337	12/13/07	8/15/08	109,483.22	15	1/7/08	8/15/23	03/31/08	7/22/15				11/30/18	3/31/23
640 Clinton River Dr.	Mt. Clemens	2324	12/5/07	8/15/08	112,881.00	15	1/12/07	8/15/23	02/11/08	7/22/15				11/28/18	2/11/23
43229 Cape Dr.	Sterling Heights					15	3/15/11	5/20/28	11/23/10	7/22/15				11/29/18	11/23/25
37973 Watkins	Sterling Heights	2501	6/24/09	5/20/13	132,354.00	15	3/15/11	5/20/28	02/04/11	10/27/15				11/30/18	2/4/26
13850 Provincial	Sterling Heights	2503	6/24/09	5/29/12	132,688.00	15	3/15/11	5/29/27	10/28/10	7/23/15				11/29/18	10/28/25
13858 Provincial	Sterling Heights	2502	6/24/09	5/17/13	132,354.00	15	3/15/11	5/17/28	10/28/10	7/23/15				11/29/18	10/28/25
44357 Lakepointe	Sterling Heights					15	3/15/11	5/20/28	11/23/10	7/22/15				11/29/18	11/23/25
16445 Jullana	Eastpointe				150,551.75	15	3/15/11	5/20/28	12/14/10	10/28/15				11/28/18	12/14/25
36323 Weideman	Clinton Township	2504	6/24/09	5/20/13	49,716.00	15	1/21/13	5/20/28	11/08/11	10/26/15				11/30/18	11/8/26
24242 Johnston	Eastpointe	2591	6/28/10	10/2/13	110,548.03	15	11/21/13	10/2/28	04/28/12	10/26/15				11/26/18	4/28/27
24564 Petersburg	Eastpointe	2591	6/28/10	10/2/13	127,021.77	15	1/21/13	10/2/28	04/28/12	10/26/15				11/26/18	4/28/27
5521 Ponderosa	Richmond Township	2718	6/28/11	1/9/14	157,726.02	15	6/28/13	1/9/29	08/28/12	10/27/15				11/27/18	8/28/27
35305 Hebel	Richmond Township	2718	6/28/11	1/9/14	136,893.72	15	6/28/13	1/9/29	11/20/12	10/27/15				11/27/18	11/20/27
30428 Indigo	Roseville	2808	8/9/12	1/9/14	104,412.17	15	6/28/13	1/9/29	06/03/13		10/25/16				6/3/28
35531 Capri	Clinton Township	2814	8/9/12	5/15/14	130,648.63	15	1/29/14	5/15/29	01/07/14			1/26/18			1/7/29
18555 Matthew	Clinton Township	2908	9/11/13	1/6/15	188,500.74	15	11/12/13	1/6/30	05/13/14			1/26/18			5/13/29
39911 Karola	Sterling Heights	2907	9/11/13	7/27/15	226,531.91	15	12/12/13	7/27/30	12/17/14			1/26/18			12/17/29
17665 Veronica	Eastpointe	3072	4/29/16	12/8/17	160,297.46	15	4/20/16	12/8/32	4/26/17				11/26/18	4/26/32	
26663 Oak	Roseville	3073	4/29/16	12/8/17	128,238.08	15	4/20/16	12/8/32	7/26/17				11/26/18	7/26/32	
15699 Crescentwood	Eastpointe	3074	4/29/16	12/8/17	148,305.44	15	4/20/16	12/8/32	5/25/17				11/26/18	5/25/32	

OAKWOOD MANOR SENIOR LIVING - 14825 Nehls, Eastpointe, MI								
	IDIS #	Initial Fund Date	Closed Date	Amount Invested	Affordability Period		Affordability Period End Date	
	2789	5/31/12	12/15/15	\$1,674,967	20 Years		12/15/35	
On-site inspections must occur within 12 months after completion and at least once every three years thereafter during the period of affordability. For this project, inspections will begin November 2016. Inspections will consist of a random sampling of 20% of the units at minimum.								Site Inspection Notes
Unit	2016	2019	2022	2025	2028	2031	2034	
1-100								
1-101								
1-102								
1-103								
1-104	11/10/16							
1-105								
1-110								
1-111								
1-112								
1-113	11/10/16							
1-114								
1-200								
1-201								
1-202								
1-203	11/10/16							
1-204								
1-205								
1-206								
1-207								
1-208	11/10/16							
1-209								
1-211								
1-212								
1-213								
1-214	11/10/16							
1-300								
1-301								
1-302								
1-303								
1-304	11/10/2016							
1-305								
1-306								
1-307								
1-308								
1-309	11/10/2016							
1-310								
1-311								
1-312								
1-313								
1-314	11/10/2016							

Community Housing Network - Grafton Townhomes				
Unit #	2018	2021	2024	2027
#20	1/16/18			
#28	1/16/18			

PR03 and PR06



U.S. Department of Housing and Urban Development
 Office of Community Planning and Development
 Integrated Disbursement and Information System
 CDBG Activity Summary Report (GPR) for Program Year 2018
 MACOMB COUNTY

Date: 08-Aug-2019
 Time: 12:59
 Page: 1

PGM Year: 1994
 Project: 0002 - CONVERTED CDBG ACTIVITIES
 IDIS Activity: 2 - CDBG COMMITTED FUNDS ADJUSTMENT

Status: Open 11/15/2003 12:00:00 AM
 Location: ,

Objective:
 Outcome:
 Matrix Code: Submissions or Applications for
 Federal Program (21E)

National Objective:

Initial Funding Date: 01/01/0001

Description:

Financing

	Fund Type	Grant Year	Grant	Funded Amount	Drawn In Program Year	Drawn Thru Program Year
CDBG	EN	Pre-2015		\$13,305,030.94	\$0.00	\$0.00
		1988	B88UC260005		\$0.00	\$1,360,000.00
		1989	B89UC260005		\$0.00	\$1,436,000.00
		1990	B90UC260005		\$0.00	\$1,411,000.00
		1991	B91UC260005		\$0.00	\$1,546,000.00
		1992	B92UC260005		\$0.00	\$1,635,000.00
		1993	B93UC260005		\$0.00	\$1,919,000.00
		1994	B94UC260005		\$0.00	\$2,099,101.00
		1995	B95UC260005		\$0.00	\$1,898,929.94
		Total	Total			\$13,305,030.94

Proposed Accomplishments


Actual Accomplishments

Number assisted:

	Owner		Renter		Total		Person	
	Total	Hispanic	Total	Hispanic	Total	Hispanic	Total	Hispanic
White:					0	0		
Black/African American:					0	0		
Asian:					0	0		
American Indian/Alaskan Native:					0	0		
Native Hawaiian/Other Pacific Islander:					0	0		
American Indian/Alaskan Native & White:					0	0		
Asian White:					0	0		
Black/African American & White:					0	0		
American Indian/Alaskan Native & Black/African American:					0	0		
Other multi-racial:					0	0		

PR03 - MACOMB COUNTY

Page: 1 of 173




U.S. Department of Housing and Urban Development
Office of Community Planning and Development
Integrated Disbursement and Information System
CDBG Activity Summary Report (GPR) for Program Year 2018
MACOMB COUNTY

Date: 08-Aug-2019
Time: 12:59
Page: 2

Asian/Pacific Islander:						0	0		
Hispanic:						0	0		
Total:			0	0	0	0	0	0	0
Female-headed Households:						0			
Income Category:	Owner	Renter	Total	Person					
Extremely Low			0						
Low Mod			0						
Moderate			0						
Non Low Moderate			0						
Total	0	0	0	0					
Percent Low/Mod									

Annual Accomplishments

No data returned for this view. This might be because the applied filter excludes all data.



U.S. Department of Housing and Urban Development
 Office of Community Planning and Development
 Integrated Disbursement and Information System
 CDBG Activity Summary Report (GPR) for Program Year 2018
 MACOMB COUNTY

Date: 08-Aug-2019
 Time: 12:59
 Page: 3

PGM Year: 2014
 Project: 0022 - 2014 CDBG Housing Rehabilitation
 IDIS Activity: 3052 - 2014 CDBG Housing Rehabilitation

Status: Completed 2/12/2019 12:00:00 AM
 Location: Address Suppressed
 Objective: Create suitable living environments
 Outcome: Sustainability
 Matrix Code: Rehab; Single-Unit Residential (14A) National Objective: LMH

Initial Funding Date: 08/29/2017

Description:

Program to provide assistance to income eligible homeowners to repair their homes. Assistance would be provided in the form of a no-interest, deferred payment mortgage. Once completed the property must meet property standards established by the County.

Financing

	Fund Type	Grant Year	Grant	Funded Amount	Drawn In Program Year	Drawn Thru Program Year
		Pre-2015				
CDBG	EN			\$147,945.00	\$0.00	\$0.00
		2014	B14UC260005		\$21,468.07	\$147,945.00
Total	Total			\$147,945.00	\$21,468.07	\$147,945.00

Proposed Accomplishments

Housing Units : 8

Actual Accomplishments

Number assisted:

	Owner		Renter		Total		Person	
	Total	Hispanic	Total	Hispanic	Total	Hispanic	Total	Hispanic
White:	3	0	0	0	3	0	0	0
Black/African American:	0	0	0	0	0	0	0	0
Asian:	0	0	0	0	0	0	0	0
American Indian/Alaskan Native:	0	0	0	0	0	0	0	0
Native Hawaiian/Other Pacific Islander:	0	0	0	0	0	0	0	0
American Indian/Alaskan Native & White:	0	0	0	0	0	0	0	0
Asian White:	0	0	0	0	0	0	0	0
Black/African American & White:	0	0	0	0	0	0	0	0
American Indian/Alaskan Native & Black/African American:	0	0	0	0	0	0	0	0
Other multi-racial:	0	0	0	0	0	0	0	0
Asian/Pacific Islander:	0	0	0	0	0	0	0	0
Hispanic:	0	0	0	0	0	0	0	0
Total:	3	0	0	0	3	0	0	0

PR03 - MACOMB COUNTY

Page: 3 of 173



U.S. Department of Housing and Urban Development
 Office of Community Planning and Development
 Integrated Disbursement and Information System
 CDBG Activity Summary Report (GPR) for Program Year 2018
 MACOMB COUNTY

Date: 08-Aug-2019
 Time: 12:59
 Page: 4

Female-headed Households:				0	0	0
Income Category:	Owner	Renter	Total	Person		
Extremely Low	2	0	2	0		
Low Mod	1	0	1	0		
Moderate	0	0	0	0		
Non Low Moderate	0	0	0	0		
Total	3	0	3	0		
Percent Low/Mod	100.0%		100.0%			

Annual Accomplishments

Years	Accomplishment Narrative	# Benefiting
2017	House has been rehabbed to code.	



U.S. Department of Housing and Urban Development
 Office of Community Planning and Development
 Integrated Disbursement and Information System
 CDBG Activity Summary Report (GPR) for Program Year 2018
 MACOMB COUNTY

Date: 08-Aug-2019
 Time: 12:59
 Page: 5

PGM Year: 2013
 Project: 0002 - Housing Rehabilitation
 IDIS Activity: 3054 - 2013 CDBG Housing Rehabilitation

Status: Completed 8/2/2018 12:00:00 AM
 Location: Address Suppressed
 Objective: Provide decent affordable housing
 Outcome: Sustainability
 Matrix Code: Rehab; Single-Unit Residential (14A)
 National Objective: LMH

Initial Funding Date: 10/26/2016

Description:

Program to provide assistance to income eligible homeowners to repair their homes. Assistance would be provided in the form of a no-interest, deferred payment mortgage. Once completed the property must meet property standards established by the County for the program.

Financing

CDBG	Fund Type	Grant Year	Grant	Funded Amount	Drawn In Program Year	Drawn Thru Program Year
		Pre-2015				
	EN			\$197,993.00	\$0.00	\$0.00
	PI	2014	B14UC260005	\$39.00	\$0.00	\$197,993.00
Total	Total			\$198,032.00	\$0.00	\$198,032.00

Proposed Accomplishments

Housing Units : 10

Actual Accomplishments

Number assisted:

	Owner		Renter		Total		Person	
	Total	Hispanic	Total	Hispanic	Total	Hispanic	Total	Hispanic
White:	11	0	0	0	11	0	0	0
Black/African American:	1	0	0	0	1	0	0	0
Asian:	0	0	0	0	0	0	0	0
American Indian/Alaskan Native:	0	0	0	0	0	0	0	0
Native Hawaiian/Other Pacific Islander:	0	0	0	0	0	0	0	0
American Indian/Alaskan Native & White:	0	0	0	0	0	0	0	0
Asian White:	0	0	0	0	0	0	0	0
Black/African American & White:	0	0	0	0	0	0	0	0
American Indian/Alaskan Native & Black/African American:	0	0	0	0	0	0	0	0
Other multi-racial:	0	0	0	0	0	0	0	0
Asian/Pacific Islander:	0	0	0	0	0	0	0	0
Hispanic:	0	0	0	0	0	0	0	0

PR03 - MACOMB COUNTY

Page: 5 of 173



U.S. Department of Housing and Urban Development
Office of Community Planning and Development
Integrated Disbursement and Information System
CDBG Activity Summary Report (GPR) for Program Year 2018
MACOMB COUNTY

Date: 08-Aug-2019
Time: 12:59
Page: 6

Total:						12	0	0	0	
Female-headed Households:						8		0		8
Income Category:	Owner	Renter	Total	Person						
Extremely Low	6	0	6	0						
Low Mod	6	0	6	0						
Moderate	0	0	0	0						
Non Low Moderate	0	0	0	0						
Total	12	0	12	0						
Percent Low/Mod	100.0%		100.0%							

Annual Accomplishments

Years	Accomplishment Narrative	# Benefiting
2016	Houses have been rehabbed to code.	
2017	Homes have been rehabbed to code.	



U.S. Department of Housing and Urban Development
 Office of Community Planning and Development
 Integrated Disbursement and Information System
 CDBG Activity Summary Report (GPR) for Program Year 2018
 MACOMB COUNTY

Date: 08-Aug-2019
 Time: 12:59
 Page: 7

PGM Year: 2015
 Project: 0008 - CDBG Housing Rehabilitation
 IDIS Activity: 3055 - 2015 CDBG Housing Rehabilitation

Status: Open Objective: Provide decent affordable housing
 Location: Address Suppressed Outcome: Sustainability
 Matrix Code: Rehab; Single-Unit Residential (14A) National Objective: LMH

Initial Funding Date: 11/16/2017

Description:

Program to provide assistance to income eligible homeowners to repair their homes. Assistance would be provided in the form of a no-interest, deferred payment mortgage. Once completed the property must meet property standards established by the County.

Financing

	Fund Type	Grant Year	Grant	Funded Amount	Drawn In Program Year	Drawn Thru Program Year
CDBG	EN	Pre-2015		\$161,785.07	\$0.00	\$0.00
		2014	B14UC260005		\$89,662.09	\$161,785.07
		2015	B15UC260005	\$133,192.93	\$96,767.83	\$97,767.04
Total	Total			\$294,978.00	\$186,429.92	\$259,552.11

Proposed Accomplishments


Housing Units : 12

Actual Accomplishments

Number assisted:	Owner		Renter		Total		Person	
	Total	Hispanic	Total	Hispanic	Total	Hispanic	Total	Hispanic
White:	3	0	0	0	3	0	0	0
Black/African American:	4	0	0	0	4	0	0	0
Asian:	0	0	0	0	0	0	0	0
American Indian/Alaskan Native:	0	0	0	0	0	0	0	0
Native Hawaiian/Other Pacific Islander:	0	0	0	0	0	0	0	0
American Indian/Alaskan Native & White:	0	0	0	0	0	0	0	0
Asian White:	0	0	0	0	0	0	0	0
Black/African American & White:	0	0	0	0	0	0	0	0
American Indian/Alaskan Native & Black/African American:	0	0	0	0	0	0	0	0
Other multi-racial:	0	0	0	0	0	0	0	0
Asian/Pacific Islander:	0	0	0	0	0	0	0	0
Hispanic:	0	0	0	0	0	0	0	0

PR03 - MACOMB COUNTY

Page: 7 of 173



U.S. Department of Housing and Urban Development
 Office of Community Planning and Development
 Integrated Disbursement and Information System
 CDBG Activity Summary Report (GPR) for Program Year 2018
 MACOMB COUNTY

Date: 08-Aug-2019
 Time: 12:59
 Page: 8

Total:					7	0	0	0	7	0	0	0
Female-headed Households:					3		0		3			
Income Category:	Owner	Renter	Total	Person								
Extremely Low	6	0	6	0								
Low Mod	1	0	1	0								
Moderate	0	0	0	0								
Non Low Moderate	0	0	0	0								
Total	7	0	7	0								
Percent Low/Mod	100.0%		100.0%									

Annual Accomplishments

Years	Accomplishment Narrative	# Benefiting
2017	Homes have been rehabbed to code.	
2018	Homes have been rehabbed to code.	



U.S. Department of Housing and Urban Development
 Office of Community Planning and Development
 Integrated Disbursement and Information System
 CDBG Activity Summary Report (GPR) for Program Year 2018
 MACOMB COUNTY

Date: 08-Aug-2019
 Time: 12:59
 Page: 9

PGM Year: 2016
 Project: 0010 - 2016 CDBG Housing Rehabilitation Administration
 IDIS Activity: 3092 - 2016 Housing Rehab Delivery

Status: Completed 9/27/2018 12:00:00 AM Objective: Provide decent affordable housing
 Location: 196 N Rose St Mount Clemens, MI 48043-1521 Outcome: Sustainability
 Matrix Code: Rehabilitation Administration (14H) National Objective: LMH

Initial Funding Date: 10/20/2016

Description:

All delivery costs (including staff, other direct costs, and service costs) directly related to carrying out housing rehabilitation activities.
 May include professional services, preparation of work specifications and work write-ups, application processing, and loan processing).

	Fund Type	Grant Year	Grant	Funded Amount	Drawn In Program Year	Drawn Thru Program Year
CDBG	EN	2016	B16UC260005	\$120,000.00	\$1,684.06	\$120,000.00
	PI			\$34,504.67	\$0.00	\$34,504.67
Total	Total			\$154,504.67	\$1,684.06	\$154,504.67

Proposed Accomplishments

Actual Accomplishments

Number assisted:	Owner		Renter		Total		Person	
	Total	Hispanic	Total	Hispanic	Total	Hispanic	Total	Hispanic
White:	0	0	0	0	0	0	0	0
Black/African American:	0	0	0	0	0	0	0	0
Asian:	0	0	0	0	0	0	0	0
American Indian/Alaskan Native:	0	0	0	0	0	0	0	0
Native Hawaiian/Other Pacific Islander:	0	0	0	0	0	0	0	0
American Indian/Alaskan Native & White:	0	0	0	0	0	0	0	0
Asian White:	0	0	0	0	0	0	0	0
Black/African American & White:	0	0	0	0	0	0	0	0
American Indian/Alaskan Native & Black/African American:	0	0	0	0	0	0	0	0
Other multi-racial:	0	0	0	0	0	0	0	0
Asian/Pacific Islander:	0	0	0	0	0	0	0	0
Hispanic:	0	0	0	0	0	0	0	0
Total:	0	0	0	0	0	0	0	0
Female-headed Households:	0		0		0			




U.S. Department of Housing and Urban Development
Office of Community Planning and Development
Integrated Disbursement and Information System
CDBG Activity Summary Report (GPR) for Program Year 2018
MACOMB COUNTY

Date: 08-Aug-2019
Time: 12:59
Page: 10

Income Category:	Owner	Renter	Total	Person
Extremely Low	0	0	0	0
Low Mod	0	0	0	0
Moderate	0	0	0	0
Non Low Moderate	0	0	0	0
Total	0	0	0	0
Percent Low/Mod				

Annual Accomplishments

No data returned for this view. This might be because the applied filter excludes all data.



U.S. Department of Housing and Urban Development
 Office of Community Planning and Development
 Integrated Disbursement and Information System
 CDBG Activity Summary Report (GPR) for Program Year 2018
 MACOMB COUNTY

Date: 08-Aug-2019
 Time: 12:59
 Page: 11

PGM Year: 2017
 Project: 0010 - 2017 CDBG Public Services
 IDIS Activity: 3155 - MCA Senior Chore Program

Status: Completed 8/6/2018 12:00:00 AM Objective: Create suitable living environments
 Location: Address Suppressed Outcome: Sustainability
 Matrix Code: Senior Services (05A) National Objective: LMC

Initial Funding Date: 11/08/2017

Description:
 Lawn cutting, snow removal and odd jobs will be done for low income seniors and persons with disabilities.
 Financing

	Fund Type	Grant Year	Grant	Funded Amount	Drawn In Program Year	Drawn Thru Program Year
CDBG	EN	2017	B17UC260005	\$47,500.00	\$0.00	\$47,500.00
Total	Total			\$47,500.00	\$0.00	\$47,500.00

Proposed Accomplishments

People (General) : 137

Actual Accomplishments

Number assisted:	Owner		Renter		Total		Person	
	Total	Hispanic	Total	Hispanic	Total	Hispanic	Total	Hispanic
White:	0	0	0	0	0	0	197	0
Black/African American:	0	0	0	0	0	0	20	0
Asian:	0	0	0	0	0	0	0	0
American Indian/Alaskan Native:	0	0	0	0	0	0	1	0
Native Hawaiian/Other Pacific Islander:	0	0	0	0	0	0	0	0
American Indian/Alaskan Native & White:	0	0	0	0	0	0	0	0
Asian White:	0	0	0	0	0	0	0	0
Black/African American & White:	0	0	0	0	0	0	0	0
American Indian/Alaskan Native & Black/African American:	0	0	0	0	0	0	0	0
Other multi-racial:	0	0	0	0	0	0	0	0
Asian/Pacific Islander:	0	0	0	0	0	0	0	0
Hispanic:	0	0	0	0	0	0	0	0
Total:	0	0	0	0	0	0	218	0
Female-headed Households:	0		0		0			



U.S. Department of Housing and Urban Development
Office of Community Planning and Development
Integrated Disbursement and Information System
CDBG Activity Summary Report (GPR) for Program Year 2018
MACOMB COUNTY

Date: 08-Aug-2019
Time: 12:59
Page: 12

Income Category:	Owner	Renter	Total	Person
Extremely Low	0	0	0	157
Low Mod	0	0	0	61
Moderate	0	0	0	0
Non Low Moderate	0	0	0	0
Total	0	0	0	218
Percent Low/Mod				100.0%

Annual Accomplishments

Years	Accomplishment Narrative	# Benefiting
2017	During the program year, 218 LMI seniors and people with disabilities were assisted with chore services.	



U.S. Department of Housing and Urban Development
 Office of Community Planning and Development
 Integrated Disbursement and Information System
 CDBG Activity Summary Report (GPR) for Program Year 2018
 MACOMB COUNTY

Date: 08-Aug-2019
 Time: 12:59
 Page: 13

PGM Year: 2017
 Project: 0010 - 2017 CDBG Public Services
 IDIS Activity: 3156 - Care House

Status: Completed 8/6/2018 12:00:00 AM
 Location: 131 Market St 131 Market St Mount Clemens, MI 48043-1762
 Objective: Create suitable living environments
 Outcome: Availability/accessibility
 Matrix Code: Abused and Neglected Children (05N) National Objective: LMC

Initial Funding Date: 11/08/2017

Description:
 Care House will use CDBG funds to provide forensic interviews and family services to suspected victims of child abuse at a rate of \$600 per child.
 Financing


	Fund Type	Grant Year	Grant	Funded Amount	Drawn In Program Year	Drawn Thru Program Year
CDBG	EN	2017	B17UC260005	\$21,473.71	\$0.00	\$21,473.71
Total	Total			\$21,473.71	\$0.00	\$21,473.71

Proposed Accomplishments

People (General) : 38

Actual Accomplishments

Number assisted:	Owner		Renter		Total		Person	
	Total	Hispanic	Total	Hispanic	Total	Hispanic	Total	Hispanic
White:	0	0	0	0	0	0	28	2
Black/African American:	0	0	0	0	0	0	6	0
Asian:	0	0	0	0	0	0	0	0
American Indian/Alaskan Native:	0	0	0	0	0	0	0	0
Native Hawaiian/Other Pacific Islander:	0	0	0	0	0	0	0	0
American Indian/Alaskan Native & White:	0	0	0	0	0	0	0	0
Asian White:	0	0	0	0	0	0	1	0
Black/African American & White:	0	0	0	0	0	0	1	0
American Indian/Alaskan Native & Black/African American:	0	0	0	0	0	0	0	0
Other multi-racial:	0	0	0	0	0	0	2	2
Asian/Pacific Islander:	0	0	0	0	0	0	0	0
Hispanic:	0	0	0	0	0	0	0	0
Total:	0	0	0	0	0	0	38	4
Female-headed Households:	0		0		0			




U.S. Department of Housing and Urban Development
Office of Community Planning and Development
Integrated Disbursement and Information System
CDBG Activity Summary Report (GPR) for Program Year 2018
MACOMB COUNTY

Date: 08-Aug-2019
Time: 12:59
Page: 14

Income Category:	Owner	Renter	Total	Person
Extremely Low	0	0	0	23
Low Mod	0	0	0	11
Moderate	0	0	0	4
Non Low Moderate	0	0	0	0
Total	0	0	0	38
Percent Low/Mod				100.0%

Annual Accomplishments

Years	Accomplishment Narrative	# Benefiting
2017	Care House used CDBG funds to provide forensic interviews and family services to suspected victims of child abuse at a rate of \$600 per child.	



U.S. Department of Housing and Urban Development
 Office of Community Planning and Development
 Integrated Disbursement and Information System
 CDBG Activity Summary Report (GPR) for Program Year 2018
 MACOMB COUNTY

Date: 08-Aug-2019
 Time: 12:59
 Page: 15

PGM Year: 2017
 Project: 0010 - 2017 CDBG Public Services
 IDIS Activity: 3157 - Turning Point

Status: Completed 8/6/2018 12:00:00 AM
 Location: Address Suppressed
 Objective: Create suitable living environments
 Outcome: Availability/accessibility
 Matrix Code: Services for victims of domestic violence, dating violence, sexual assault or stalking (05G)
 National Objective: LMC

Initial Funding Date: 11/08/2017

Description:
 Turning Point provides shelter to women who are homeless due to domestic violence and/or sexual assault.
 Funding will be used to provide shelter nights.
 Financing

	Fund Type	Grant Year	Grant	Funded Amount	Drawn In Program Year	Drawn Thru Program Year
CDBG	EN	2017	B17UC260005	\$9,405.71	\$0.00	\$9,405.71
Total	Total			\$9,405.71	\$0.00	\$9,405.71


Proposed Accomplishments
 People (General) : 14

Actual Accomplishments

Number assisted:	Owner		Renter		Total		Person	
	Total	Hispanic	Total	Hispanic	Total	Hispanic	Total	Hispanic
White:	0	0	0	0	0	0	8	0
Black/African American:	0	0	0	0	0	0	8	0
Asian:	0	0	0	0	0	0	0	0
American Indian/Alaskan Native:	0	0	0	0	0	0	0	0
Native Hawaiian/Other Pacific Islander:	0	0	0	0	0	0	0	0
American Indian/Alaskan Native & White:	0	0	0	0	0	0	0	0
Asian White:	0	0	0	0	0	0	0	0
Black/African American & White:	0	0	0	0	0	0	0	0
American Indian/Alaskan Native & Black/African American:	0	0	0	0	0	0	1	0
Other multi-racial:	0	0	0	0	0	0	5	1
Asian/Pacific Islander:	0	0	0	0	0	0	0	0
Hispanic:	0	0	0	0	0	0	0	0
Total:	0	0	0	0	0	0	22	1
Female-headed Households:	0		0		0			

PR03 - MACOMB COUNTY

Page: 15 of 173



U.S. Department of Housing and Urban Development
Office of Community Planning and Development
Integrated Disbursement and Information System
CDBG Activity Summary Report (GPR) for Program Year 2018
MACOMB COUNTY

Date: 08-Aug-2019
Time: 12:59
Page: 16

Income Category:	Owner	Renter	Total	Person
Extremely Low	0	0	0	22
Low Mod	0	0	0	0
Moderate	0	0	0	0
Non Low Moderate	0	0	0	0
Total	0	0	0	22
Percent Low/Mod				100.0%

Annual Accomplishments

Years	Accomplishment Narrative	# Benefiting
2017	Provided 22 victims of domestic violence and/or sexual assault with shelter. Accomplishment level differed from the number of proposed units because the number of shelter nights provided to each person varied.	



U.S. Department of Housing and Urban Development
 Office of Community Planning and Development
 Integrated Disbursement and Information System
 CDBG Activity Summary Report (GPR) for Program Year 2018
 MACOMB COUNTY

Date: 08-Aug-2019
 Time: 12:59
 Page: 17

PGM Year: 2017
 Project: 0010 - 2017 CDBG Public Services
 IDIS Activity: 3158 - Macomb Literacy Partners

Status: Completed 7/25/2018 12:00:00 AM
 Location: 16480 Hall Rd 16480 Hall Rd Clinton Township, MI 48038-1132
 Objective: Create suitable living environments
 Outcome: Availability/accessibility
 Matrix Code: Other Public Services Not Listed in 05A-05Y, 03T (05Z)
 National Objective: LMC

Initial Funding Date: 11/08/2017

Description:
 One-on-one tutoring of illiterate and non-English speaking LMI adults will be provided with CDBG funds.
 Financing

	Fund Type	Grant Year	Grant	Funded Amount	Drawn In Program Year	Drawn Thru Program Year
CDBG	EN	2017	B17UC260005	\$3,140.71	\$0.00	\$3,140.71
Total	Total			\$3,140.71	\$0.00	\$3,140.71

Proposed Accomplishments

People (General) : 5

Actual Accomplishments

Number assisted:	Owner		Renter		Total		Person	
	Total	Hispanic	Total	Hispanic	Total	Hispanic	Total	Hispanic
White:	0	0	0	0	0	0	5	3
Black/African American:	0	0	0	0	0	0	2	0
Asian:	0	0	0	0	0	0	3	0
American Indian/Alaskan Native:	0	0	0	0	0	0	0	0
Native Hawaiian/Other Pacific Islander:	0	0	0	0	0	0	0	0
American Indian/Alaskan Native & White:	0	0	0	0	0	0	0	0
Asian White:	0	0	0	0	0	0	0	0
Black/African American & White:	0	0	0	0	0	0	0	0
American Indian/Alaskan Native & Black/African American:	0	0	0	0	0	0	0	0
Other multi-racial:	0	0	0	0	0	0	0	0
Asian/Pacific Islander:	0	0	0	0	0	0	0	0
Hispanic:	0	0	0	0	0	0	0	0
Total:	0	0	0	0	0	0	10	3
Female-headed Households:	0		0		0			




U.S. Department of Housing and Urban Development
Office of Community Planning and Development
Integrated Disbursement and Information System
CDBG Activity Summary Report (GPR) for Program Year 2018
MACOMB COUNTY

Date: 08-Aug-2019
Time: 12:59
Page: 18

Income Category:	Owner	Renter	Total	Person
Extremely Low	0	0	0	4
Low Mod	0	0	0	4
Moderate	0	0	0	2
Non Low Moderate	0	0	0	0
Total	0	0	0	10
Percent Low/Mod				100.0%

Annual Accomplishments

Years	Accomplishment Narrative	# Benefiting
2017	10 people were provided with literacy services.	



U.S. Department of Housing and Urban Development
 Office of Community Planning and Development
 Integrated Disbursement and Information System
 CDBG Activity Summary Report (GPR) for Program Year 2018
 MACOMB COUNTY

Date: 08-Aug-2019
 Time: 12:59
 Page: 19

PGM Year: 2017
 Project: 0010 - 2017 CDBG Public Services
 IDIS Activity: 3159 - Wigs 4 Kids

Status: Completed 7/25/2018 12:00:00 AM
 Location: 30126 Harper Ave 30126 Harper Ave St Clair Shores, MI 48082-1648
 Objective: Create suitable living environments
 Outcome: Availability/accessibility
 Matrix Code: Youth Services (05D)
 National Objective: LMC

Initial Funding Date: 12/04/2017

Description:
 Provide wigs to children from income eligible families that are experiencing hair loss due to medical issues.
 Financing

	Fund Type	Grant Year	Grant	Funded Amount	Drawn In Program Year	Drawn Thru Program Year
CDBG	EN	2017	B17UC260005	\$2,000.00	\$0.00	\$2,000.00
Total	Total			\$2,000.00	\$0.00	\$2,000.00

Proposed Accomplishments

People (General) : 8

Actual Accomplishments

Number assisted:	Owner		Renter		Total		Person	
	Total	Hispanic	Total	Hispanic	Total	Hispanic	Total	Hispanic
White:	0	0	0	0	0	0	2	0
Black/African American:	0	0	0	0	0	0	0	0
Asian:	0	0	0	0	0	0	0	0
American Indian/Alaskan Native:	0	0	0	0	0	0	0	0
Native Hawaiian/Other Pacific Islander:	0	0	0	0	0	0	0	0
American Indian/Alaskan Native & White:	0	0	0	0	0	0	0	0
Asian White:	0	0	0	0	0	0	0	0
Black/African American & White:	0	0	0	0	0	0	0	0
American Indian/Alaskan Native & Black/African American:	0	0	0	0	0	0	0	0
Other multi-racial:	0	0	0	0	0	0	0	0
Asian/Pacific Islander:	0	0	0	0	0	0	0	0
Hispanic:	0	0	0	0	0	0	0	0
Total:	0	0	0	0	0	0	2	0
Female-headed Households:	0		0		0			




U.S. Department of Housing and Urban Development
Office of Community Planning and Development
Integrated Disbursement and Information System
CDBG Activity Summary Report (GPR) for Program Year 2018
MACOMB COUNTY

Date: 08-Aug-2019
Time: 12:59
Page: 20

Income Category:	Owner	Renter	Total	Person
Extremely Low	0	0	0	0
Low Mod	0	0	0	1
Moderate	0	0	0	1
Non Low Moderate	0	0	0	0
Total	0	0	0	2
Percent Low/Mod				100.0%

Annual Accomplishments

Years	Accomplishment Narrative	# Benefiting
2017	Provided 2 children with alopecia or cancer with wigs.	



U.S. Department of Housing and Urban Development
 Office of Community Planning and Development
 Integrated Disbursement and Information System
 CDBG Activity Summary Report (GPR) for Program Year 2018
 MACOMB COUNTY

Date: 08-Aug-2019
 Time: 12:59
 Page: 21

PGM Year: 2017
 Project: 0010 - 2017 CDBG Public Services
 IDIS Activity: 3163 - Macomb County Warming Center

Status: Completed 7/27/2018 12:00:00 AM
 Location: 2 Crocker Blvd Ste 201 Mount Clemens, MI 48043-2558
 Objective: Create suitable living environments
 Outcome: Availability/accessibility
 Matrix Code: Other Public Services Not Listed in 05A-05Y, 03T (05Z)
 National Objective: LMC

Initial Funding Date: 11/08/2017

Description:
 The Macomb County Warming Center will provide night time shelter to the homeless for the winter months.
 Financing

	Fund Type	Grant Year	Grant	Funded Amount	Drawn In Program Year	Drawn Thru Program Year
CDBG	EN	2017	B17UC260005	\$7,036.00	\$0.00	\$7,036.00
Total	Total			\$7,036.00	\$0.00	\$7,036.00

Proposed Accomplishments

People (General) : 100

Actual Accomplishments

Number assisted:	Owner		Renter		Total		Person	
	Total	Hispanic	Total	Hispanic	Total	Hispanic	Total	Hispanic
White:	0	0	0	0	0	0	410	7
Black/African American:	0	0	0	0	0	0	216	1
Asian:	0	0	0	0	0	0	0	0
American Indian/Alaskan Native:	0	0	0	0	0	0	0	0
Native Hawaiian/Other Pacific Islander:	0	0	0	0	0	0	0	0
American Indian/Alaskan Native & White:	0	0	0	0	0	0	0	0
Asian White:	0	0	0	0	0	0	0	0
Black/African American & White:	0	0	0	0	0	0	0	0
American Indian/Alaskan Native & Black/African American:	0	0	0	0	0	0	0	0
Other multi-racial:	0	0	0	0	0	0	0	0
Asian/Pacific Islander:	0	0	0	0	0	0	0	0
Hispanic:	0	0	0	0	0	0	0	0
Total:	0	0	0	0	0	0	626	8
Female-headed Households:	0		0		0			



U.S. Department of Housing and Urban Development
Office of Community Planning and Development
Integrated Disbursement and Information System
CDBG Activity Summary Report (GPR) for Program Year 2018
MACOMB COUNTY

Date: 08-Aug-2019
Time: 12:59
Page: 22

Income Category:	Owner	Renter	Total	Person
Extremely Low	0	0	0	626
Low Mod	0	0	0	0
Moderate	0	0	0	0
Non Low Moderate	0	0	0	0
Total	0	0	0	626
Percent Low/Mod				100.0%

Annual Accomplishments

Years	Accomplishment Narrative	# Benefiting
2017	626 people received emergency shelter.	



U.S. Department of Housing and Urban Development
 Office of Community Planning and Development
 Integrated Disbursement and Information System
 CDBG Activity Summary Report (GPR) for Program Year 2018
 MACOMB COUNTY

Date: 08-Aug-2019
 Time: 12:59
 Page: 23

PGM Year: 2017
 Project: 0007 - 2017 CDBG Administration
 IDIS Activity: 3165 - 2017 CDBG Administration & Planning

Status: Completed 4/18/2019 12:00:00 AM
 Location: ,
 Objective:
 Outcome:
 Matrix Code: General Program Administration (21A) National Objective:

Initial Funding Date: 11/08/2017

Description:
 Funding for eligible expenses necessary for the administration of the County's CDBG program.
 Financing


	Fund Type	Grant Year	Grant	Funded Amount	Drawn In Program Year	Drawn Thru Program Year
CDBG	EN	2017	B17UC260005	\$277,077.28	\$54,942.52	\$277,077.28
Total	Total			\$277,077.28	\$54,942.52	\$277,077.28

Proposed Accomplishments

Actual Accomplishments

Number assisted:	Owner		Renter		Total		Person	
	Total	Hispanic	Total	Hispanic	Total	Hispanic	Total	Hispanic
White:					0	0		
Black/African American:					0	0		
Asian:					0	0		
American Indian/Alaskan Native:					0	0		
Native Hawaiian/Other Pacific Islander:					0	0		
American Indian/Alaskan Native & White:					0	0		
Asian White:					0	0		
Black/African American & White:					0	0		
American Indian/Alaskan Native & Black/African American:					0	0		
Other multi-racial:					0	0		
Asian/Pacific Islander:					0	0		
Hispanic:					0	0		
Total:	0	0	0	0	0	0	0	0
Female-headed Households:					0			

Income Category: Owner Renter Total Person




U.S. Department of Housing and Urban Development
Office of Community Planning and Development
Integrated Disbursement and Information System
CDBG Activity Summary Report (GPR) for Program Year 2018
MACOMB COUNTY

Date: 08-Aug-2019
Time: 12:59
Page: 24

Extremely Low			0	
Low Mod			0	
Moderate			0	
Non Low Moderate			0	
Total	0	0	0	0
Percent Low/Mod				

Annual Accomplishments

No data returned for this view. This might be because the applied filter excludes all data.



U.S. Department of Housing and Urban Development
 Office of Community Planning and Development
 Integrated Disbursement and Information System
 CDBG Activity Summary Report (GPR) for Program Year 2018
 MACOMB COUNTY

Date: 08-Aug-2019
 Time: 12:59
 Page: 25

PGM Year: 2017
 Project: 0009 - 2017 CDBG Housing Rehabilitation Administration
 IDIS Activity: 3166 - 2017 Housing Rehab Delivery

Status: Completed 4/9/2019 12:00:00 AM
 Location: 196 N Rose St 196 N Rose St Mount Clemens, MI 48043-1540
 Objective: Provide decent affordable housing
 Outcome: Sustainability
 Matrix Code: Rehabilitation Administration (14H) National Objective: LMH

Initial Funding Date: 11/08/2017

Description:

All delivery costs (including staff, other direct costs, and service costs) directly related to carrying out housing rehabilitation activities. May include professional services, preparation of work specifications and work write-ups, application processing, and loan processing).

Financing

	Fund Type	Grant Year	Grant	Funded Amount	Drawn In Program Year	Drawn Thru Program Year
CDBG	EN	2017	B17UC260005	\$111,994.66	\$19,547.58	\$111,994.66
	PI			\$12,475.19	\$8,500.19	\$12,475.19
Total	Total			\$124,469.85	\$28,047.77	\$124,469.85

Proposed Accomplishments

Actual Accomplishments

Number assisted:

	Owner		Renter		Total		Person	
	Total	Hispanic	Total	Hispanic	Total	Hispanic	Total	Hispanic
White:	0	0	0	0	0	0	0	0
Black/African American:	0	0	0	0	0	0	0	0
Asian:	0	0	0	0	0	0	0	0
American Indian/Alaskan Native:	0	0	0	0	0	0	0	0
Native Hawaiian/Other Pacific Islander:	0	0	0	0	0	0	0	0
American Indian/Alaskan Native & White:	0	0	0	0	0	0	0	0
Asian White:	0	0	0	0	0	0	0	0
Black/African American & White:	0	0	0	0	0	0	0	0
American Indian/Alaskan Native & Black/African American:	0	0	0	0	0	0	0	0
Other multi-racial:	0	0	0	0	0	0	0	0
Asian/Pacific Islander:	0	0	0	0	0	0	0	0
Hispanic:	0	0	0	0	0	0	0	0
Total:	0	0	0	0	0	0	0	0
Female-headed Households:	0		0		0			




U.S. Department of Housing and Urban Development
Office of Community Planning and Development
Integrated Disbursement and Information System
CDBG Activity Summary Report (GPR) for Program Year 2018
MACOMB COUNTY

Date: 08-Aug-2019
Time: 12:59
Page: 26

Income Category:	Owner	Renter	Total	Person
Extremely Low	0	0	0	0
Low Mod	0	0	0	0
Moderate	0	0	0	0
Non Low Moderate	0	0	0	0
Total	0	0	0	0
Percent Low/Mod				

Annual Accomplishments

No data returned for this view. This might be because the applied filter excludes all data.



U.S. Department of Housing and Urban Development
 Office of Community Planning and Development
 Integrated Disbursement and Information System
 CDBG Activity Summary Report (GPR) for Program Year 2018
 MACOMB COUNTY

Date: 08-Aug-2019
 Time: 12:59
 Page: 27

PGM Year: 2017
 Project: 0010 - 2017 CDBG Public Services
 IDIS Activity: 3167 - MCREST

Status: Completed 8/6/2018 12:00:00 AM
 Location: 20415 Erin St Roseville, MI 48066-4535
 Objective: Create suitable living environments
 Outcome: Availability/accessibility
 Matrix Code: Other Public Services Not Listed in 05A-05Y, 03T (05Z)
 National Objective: LMC

Initial Funding Date: 11/08/2017

Description:
 Funds will be used to shelter homeless people through a program which rotates through churches weekly.
 The cost of each shelter night is \$9.
 Financing

	Fund Type	Grant Year	Grant	Funded Amount	Drawn In Program Year	Drawn Thru Program Year
CDBG	EN	2017	B17UC260005	\$8,257.00	\$0.00	\$8,257.00
Total	Total			\$8,257.00	\$0.00	\$8,257.00

Proposed Accomplishments
 People (General) : 77

Actual Accomplishments

Number assisted:	Owner		Renter		Total		Person	
	Total	Hispanic	Total	Hispanic	Total	Hispanic	Total	Hispanic
White:	0	0	0	0	0	0	271	0
Black/African American:	0	0	0	0	0	0	310	0
Asian:	0	0	0	0	0	0	0	0
American Indian/Alaskan Native:	0	0	0	0	0	0	0	0
Native Hawaiian/Other Pacific Islander:	0	0	0	0	0	0	0	0
American Indian/Alaskan Native & White:	0	0	0	0	0	0	0	0
Asian White:	0	0	0	0	0	0	0	0
Black/African American & White:	0	0	0	0	0	0	1	0
American Indian/Alaskan Native & Black/African American:	0	0	0	0	0	0	0	0
Other multi-racial:	0	0	0	0	0	0	5	0
Asian/Pacific Islander:	0	0	0	0	0	0	0	0
Hispanic:	0	0	0	0	0	0	0	0
Total:	0	0	0	0	0	0	587	0
Female-headed Households:	0		0		0			

PR03 - MACOMB COUNTY

Page: 27 of 173




U.S. Department of Housing and Urban Development
Office of Community Planning and Development
Integrated Disbursement and Information System
CDBG Activity Summary Report (GPR) for Program Year 2018
MACOMB COUNTY

Date: 08-Aug-2019
Time: 12:59
Page: 28

Income Category:	Owner	Renter	Total	Person
Extremely Low	0	0	0	587
Low Mod	0	0	0	0
Moderate	0	0	0	0
Non Low Moderate	0	0	0	0
Total	0	0	0	587
Percent Low/Mod				100.0%

Annual Accomplishments

Years	Accomplishment Narrative	# Benefiting
2017	587 homeless people were provided with shelter. Accomplishment level differed from the number of proposed units because the number of shelter nights provided to each person varied.	



U.S. Department of Housing and Urban Development
 Office of Community Planning and Development
 Integrated Disbursement and Information System
 CDBG Activity Summary Report (GPR) for Program Year 2018
 MACOMB COUNTY

Date: 08-Aug-2019
 Time: 12:59
 Page: 29

PGM Year: 2017
 Project: 0010 - 2017 CDBG Public Services
 IDIS Activity: 3168 - Detroit Rescue Mission - Lighthouse Food Bank

Status: Completed 8/6/2018 12:00:00 AM
 Location: 28571 Gratiot Ave Roseville, MI 48066-4211
 Objective: Create suitable living environments
 Outcome: Availability/accessibility
 Matrix Code: Food Banks (05W)
 National Objective: LMC

Initial Funding Date: 11/08/2017

Description:
 Detroit Rescue Mission - Lighthouse Food Bank provides food to families in need.
 The CDBG funding will be used to pay for intake worker wages.
 Financing

	Fund Type	Grant Year	Grant	Funded Amount	Drawn In Program Year	Drawn Thru Program Year
CDBG	EN	2017	B17UC260005	\$566.66	\$0.00	\$566.66
Total	Total			\$566.66	\$0.00	\$566.66

Proposed Accomplishments

People (General) : 203


Actual Accomplishments

Number assisted:

	Owner		Renter		Total		Person	
	Total	Hispanic	Total	Hispanic	Total	Hispanic	Total	Hispanic
White:	0	0	0	0	0	0	156	0
Black/African American:	0	0	0	0	0	0	95	0
Asian:	0	0	0	0	0	0	0	0
American Indian/Alaskan Native:	0	0	0	0	0	0	0	0
Native Hawaiian/Other Pacific Islander:	0	0	0	0	0	0	0	0
American Indian/Alaskan Native & White:	0	0	0	0	0	0	0	0
Asian White:	0	0	0	0	0	0	0	0
Black/African American & White:	0	0	0	0	0	0	5	0
American Indian/Alaskan Native & Black/African American:	0	0	0	0	0	0	0	0
Other multi-racial:	0	0	0	0	0	0	26	0
Asian/Pacific Islander:	0	0	0	0	0	0	0	0
Hispanic:	0	0	0	0	0	0	0	0
Total:	0	0	0	0	0	0	282	0
Female-headed Households:	0		0		0			

PR03 - MACOMB COUNTY

Page: 29 of 173




U.S. Department of Housing and Urban Development
Office of Community Planning and Development
Integrated Disbursement and Information System
CDBG Activity Summary Report (GPR) for Program Year 2018
MACOMB COUNTY

Date: 08-Aug-2019
Time: 12:59
Page: 30

Income Category:	Owner	Renter	Total	Person
Extremely Low	0	0	0	237
Low Mod	0	0	0	45
Moderate	0	0	0	0
Non Low Moderate	0	0	0	0
Total	0	0	0	282
Percent Low/Mod				100.0%

Annual Accomplishments

Years	Accomplishment Narrative	# Benefiting
2017	282 people received food services and referrals. The number of people served differed from the proposed units because the number of people served varied based on the number of people in each household.	



U.S. Department of Housing and Urban Development
 Office of Community Planning and Development
 Integrated Disbursement and Information System
 CDBG Activity Summary Report (GPR) for Program Year 2018
 MACOMB COUNTY

Date: 08-Aug-2019
 Time: 12:59
 Page: 31

PGM Year: 2017
 Project: 0010 - 2017 CDBG Public Services
 IDIS Activity: 3169 - Helping Hands Gifts

Status: Completed 7/25/2018 12:00:00 AM Objective: Create suitable living environments
 Location: PO Box 182527 Shelby Township, MI 48318-2527 Outcome: Availability/accessibility
 Matrix Code: Food Banks (05W) National Objective: LMC

Initial Funding Date: 11/08/2017

Description:
 Helping Hands Gifts will provide food baskets at Christmas to income eligible families.
 Financing


	Fund Type	Grant Year	Grant	Funded Amount	Drawn In Program Year	Drawn Thru Program Year
CDBG	EN	2017	B17UC260005	\$1,275.00	\$0.00	\$1,275.00
Total	Total			\$1,275.00	\$0.00	\$1,275.00

Proposed Accomplishments

People (General) : 70

Actual Accomplishments

Number assisted:	Owner		Renter		Total		Person	
	Total	Hispanic	Total	Hispanic	Total	Hispanic	Total	Hispanic
White:	0	0	0	0	0	0	46	5
Black/African American:	0	0	0	0	0	0	23	0
Asian:	0	0	0	0	0	0	0	0
American Indian/Alaskan Native:	0	0	0	0	0	0	0	0
Native Hawaiian/Other Pacific Islander:	0	0	0	0	0	0	0	0
American Indian/Alaskan Native & White:	0	0	0	0	0	0	0	0
Asian White:	0	0	0	0	0	0	0	0
Black/African American & White:	0	0	0	0	0	0	0	0
American Indian/Alaskan Native & Black/African American:	0	0	0	0	0	0	0	0
Other multi-racial:	0	0	0	0	0	0	4	0
Asian/Pacific Islander:	0	0	0	0	0	0	0	0
Hispanic:	0	0	0	0	0	0	0	0
Total:	0	0	0	0	0	0	73	5
Female-headed Households:	0		0		0			



U.S. Department of Housing and Urban Development
Office of Community Planning and Development
Integrated Disbursement and Information System
CDBG Activity Summary Report (GPR) for Program Year 2018
MACOMB COUNTY

Date: 08-Aug-2019
Time: 12:59
Page: 32

Income Category:	Owner	Renter	Total	Person
Extremely Low	0	0	0	33
Low Mod	0	0	0	25
Moderate	0	0	0	15
Non Low Moderate	0	0	0	0
Total	0	0	0	73
Percent Low/Mod				100.0%

Annual Accomplishments

Years	Accomplishment Narrative	# Benefiting
2017	Helping Hands provided 17 households/73 people with holiday assistance.	



U.S. Department of Housing and Urban Development
 Office of Community Planning and Development
 Integrated Disbursement and Information System
 CDBG Activity Summary Report (GPR) for Program Year 2018
 MACOMB COUNTY

Date: 08-Aug-2019
 Time: 12:59
 Page: 33

PGM Year: 2017
 Project: 0010 - 2017 CDBG Public Services
 IDIS Activity: 3170 - Interfaith Volunteer Caregivers - Safe at Home

Status: Completed 8/6/2018 12:00:00 AM
 Location: 8075 Ritter Center Line, MI 48015-1430
 Objective: Create suitable living environments
 Outcome: Availability/accessibility
 Matrix Code: Senior Services (05A)
 National Objective: LMC

Initial Funding Date: 11/08/2017

Description:
 Provide administration and program support for the chore service program which provides services to seniors and physically challenged adults to help them remain safely in their home.
 Financing

	Fund Type	Grant Year	Grant	Funded Amount	Drawn In Program Year	Drawn Thru Program Year
CDBG	EN	2017	B17UC260005	\$1,842.07	\$0.00	\$1,842.07
Total	Total			\$1,842.07	\$0.00	\$1,842.07

Proposed Accomplishments

People (General) : 29

Actual Accomplishments

Number assisted:	Owner		Renter		Total		Person	
	Total	Hispanic	Total	Hispanic	Total	Hispanic	Total	Hispanic
White:	0	0	0	0	0	0	20	0
Black/African American:	0	0	0	0	0	0	0	0
Asian:	0	0	0	0	0	0	0	0
American Indian/Alaskan Native:	0	0	0	0	0	0	0	0
Native Hawaiian/Other Pacific Islander:	0	0	0	0	0	0	0	0
American Indian/Alaskan Native & White:	0	0	0	0	0	0	2	0
Asian White:	0	0	0	0	0	0	0	0
Black/African American & White:	0	0	0	0	0	0	1	0
American Indian/Alaskan Native & Black/African American:	0	0	0	0	0	0	0	0
Other multi-racial:	0	0	0	0	0	0	1	0
Asian/Pacific Islander:	0	0	0	0	0	0	0	0
Hispanic:	0	0	0	0	0	0	0	0
Total:	0	0	0	0	0	0	24	0
Female-headed Households:	0		0		0			




U.S. Department of Housing and Urban Development
Office of Community Planning and Development
Integrated Disbursement and Information System
CDBG Activity Summary Report (GPR) for Program Year 2018
MACOMB COUNTY

Date: 08-Aug-2019
Time: 12:59
Page: 34

Income Category:	Owner	Renter	Total	Person
Extremely Low	0	0	0	9
Low Mod	0	0	0	13
Moderate	0	0	0	2
Non Low Moderate	0	0	0	0
Total	0	0	0	24
Percent Low/Mod				100.0%

Annual Accomplishments

Years	Accomplishment Narrative	# Benefiting
2017	Interfaith Volunteer Caregivers assisted 24 LMI people through their chore service program. Funds were used to pay for administering the chore program.	



U.S. Department of Housing and Urban Development
 Office of Community Planning and Development
 Integrated Disbursement and Information System
 CDBG Activity Summary Report (GPR) for Program Year 2018
 MACOMB COUNTY

Date: 08-Aug-2019
 Time: 12:59
 Page: 35

PGM Year: 2017
 Project: 0010 - 2017 CDBG Public Services
 IDIS Activity: 3171 - 0New Baltimore Farmer's Market

Status: Completed 8/6/2018 12:00:00 AM
 Location: Address Suppressed
 Objective: Create suitable living environments
 Outcome: Availability/accessibility
 Matrix Code: Food Banks (05W)
 National Objective: LMC

Initial Funding Date: 11/08/2017

Description:

The New Baltimore Farmer's Market participates in the Double-Up Food Bucks program. This program provides SNAP participants with additional fresh fruits and vegetables. Funds would be used for wages for intake worker and advertising.

Financing

	Fund Type	Grant Year	Grant	Funded Amount	Drawn In Program Year	Drawn Thru Program Year
CDBG	EN	2017	B17UC260005	\$385.33	\$0.00	\$385.33
Total	Total			\$385.33	\$0.00	\$385.33


Proposed Accomplishments

People (General) : 132

Actual Accomplishments

Number assisted:

	Owner		Renter		Total		Person	
	Total	Hispanic	Total	Hispanic	Total	Hispanic	Total	Hispanic
White:	0	0	0	0	0	0	51	0
Black/African American:	0	0	0	0	0	0	0	0
Asian:	0	0	0	0	0	0	0	0
American Indian/Alaskan Native:	0	0	0	0	0	0	0	0
Native Hawaiian/Other Pacific Islander:	0	0	0	0	0	0	0	0
American Indian/Alaskan Native & White:	0	0	0	0	0	0	0	0
Asian White:	0	0	0	0	0	0	0	0
Black/African American & White:	0	0	0	0	0	0	0	0
American Indian/Alaskan Native & Black/African American:	0	0	0	0	0	0	0	0
Other multi-racial:	0	0	0	0	0	0	0	0
Asian/Pacific Islander:	0	0	0	0	0	0	0	0
Hispanic:	0	0	0	0	0	0	0	0
Total:	0	0	0	0	0	0	51	0




U.S. Department of Housing and Urban Development
 Office of Community Planning and Development
 Integrated Disbursement and Information System
 CDBG Activity Summary Report (GPR) for Program Year 2018
 MACOMB COUNTY

Date: 08-Aug-2019
 Time: 12:59
 Page: 36

Female-headed Households:			0	0	0
Income Category:					
	Owner	Renter	Total	Person	
Extremely Low	0	0	0	0	
Low Mod	0	0	0	0	
Moderate	0	0	0	51	
Non Low Moderate	0	0	0	0	
Total	0	0	0	51	
Percent Low/Mod				100.0%	

Annual Accomplishments

Years	Accomplishment Narrative	# Benefiting
2017	51 people were provided with intake services for the Double Up Bucks program.	



U.S. Department of Housing and Urban Development
 Office of Community Planning and Development
 Integrated Disbursement and Information System
 CDBG Activity Summary Report (GPR) for Program Year 2018
 MACOMB COUNTY

Date: 08-Aug-2019
 Time: 12:59
 Page: 37

PGM Year: 2017
 Project: 0010 - 2017 CDBG Public Services
 IDIS Activity: 3172 - Shelby Township Lions Club

Status: Completed 7/25/2018 12:00:00 AM Objective: Create suitable living environments
 Location: PO Box 182075 Shelby Township, MI 48318-2075 Outcome: Availability/accessibility
 Matrix Code: Food Banks (05W) National Objective: LMC

Initial Funding Date: 11/09/2017

Description:
 The Shelby Township Lions Club will use CDBG funds to purchase food to distribute to LMI families in Christmas Baskets.
 Financing

	Fund Type	Grant Year	Grant	Funded Amount	Drawn In Program Year	Drawn Thru Program Year
CDBG	EN	2017	B17UC260005	\$5,000.00	\$0.00	\$5,000.00
Total	Total			\$5,000.00	\$0.00	\$5,000.00

Proposed Accomplishments

People (General) : 200

Actual Accomplishments

Number assisted:	Owner		Renter		Total		Person	
	Total	Hispanic	Total	Hispanic	Total	Hispanic	Total	Hispanic
White:	0	0	0	0	0	0	235	76
Black/African American:	0	0	0	0	0	0	54	0
Asian:	0	0	0	0	0	0	23	0
American Indian/Alaskan Native:	0	0	0	0	0	0	0	0
Native Hawaiian/Other Pacific Islander:	0	0	0	0	0	0	8	0
American Indian/Alaskan Native & White:	0	0	0	0	0	0	0	0
Asian White:	0	0	0	0	0	0	22	0
Black/African American & White:	0	0	0	0	0	0	9	0
American Indian/Alaskan Native & Black/African American:	0	0	0	0	0	0	0	0
Other multi-racial:	0	0	0	0	0	0	21	0
Asian/Pacific Islander:	0	0	0	0	0	0	0	0
Hispanic:	0	0	0	0	0	0	0	0
Total:	0	0	0	0	0	0	372	76
Female-headed Households:	0		0		0			



U.S. Department of Housing and Urban Development
Office of Community Planning and Development
Integrated Disbursement and Information System
CDBG Activity Summary Report (GPR) for Program Year 2018
MACOMB COUNTY

Date: 08-Aug-2019
Time: 12:59
Page: 38

Income Category:	Owner	Renter	Total	Person
Extremely Low	0	0	0	243
Low Mod	0	0	0	117
Moderate	0	0	0	12
Non Low Moderate	0	0	0	0
Total	0	0	0	372
Percent Low/Mod				100.0%

Annual Accomplishments

Years	Accomplishment Narrative	# Benefiting
2017	87 households/372 people received assistance.	



U.S. Department of Housing and Urban Development
 Office of Community Planning and Development
 Integrated Disbursement and Information System
 CDBG Activity Summary Report (GPR) for Program Year 2018
 MACOMB COUNTY

Date: 08-Aug-2019
 Time: 12:59
 Page: 39

PGM Year: 2017
 Project: 0010 - 2017 CDBG Public Services
 IDIS Activity: 3173 - Play Place for Autistic Children

Status: Canceled 7/25/2018 12:00:00 AM Objective: Create suitable living environments
 Location: 41105 Technology Park Dr Sterling Heights, MI 48314-4155 Outcome: Availability/accessibility
 Matrix Code: Youth Services (05D) National Objective: LMC

Initial Funding Date: 02/07/2018

Description:

CDBG funding will be used to provide autistic children from income-eligible families with access to social and recreational activities provided by Play Place for Autistic Children.
 Financing

No data returned for this view. This might be because the applied filter excludes all data.


Proposed Accomplishments

People (General) : 25

Actual Accomplishments

Number assisted:

	Owner		Renter		Total		Person	
	Total	Hispanic	Total	Hispanic	Total	Hispanic	Total	Hispanic
White:	0	0	0	0	0	0	0	0
Black/African American:	0	0	0	0	0	0	0	0
Asian:	0	0	0	0	0	0	0	0
American Indian/Alaskan Native:	0	0	0	0	0	0	0	0
Native Hawaiian/Other Pacific Islander:	0	0	0	0	0	0	0	0
American Indian/Alaskan Native & White:	0	0	0	0	0	0	0	0
Asian White:	0	0	0	0	0	0	0	0
Black/African American & White:	0	0	0	0	0	0	0	0
American Indian/Alaskan Native & Black/African American:	0	0	0	0	0	0	0	0
Other multi-racial:	0	0	0	0	0	0	0	0
Asian/Pacific Islander:	0	0	0	0	0	0	0	0



U.S. Department of Housing and Urban Development
 Office of Community Planning and Development
 Integrated Disbursement and Information System
 CDBG Activity Summary Report (GPR) for Program Year 2018
 MACOMB COUNTY

Date: 08-Aug-2019
 Time: 12:59
 Page: 40

Hispanic:									
Total:									
Female-headed Households:									
Income Category:									
	Owner	Renter	Total		Person				
Extremely Low	0	0	0		0				
Low Mod	0	0	0		0				
Moderate	0	0	0		0				
Non Low Moderate	0	0	0		0				
Total	0	0	0		0				
Percent Low/Mod									

Annual Accomplishments

No data returned for this view. This might be because the applied filter excludes all data.



U.S. Department of Housing and Urban Development
 Office of Community Planning and Development
 Integrated Disbursement and Information System
 CDBG Activity Summary Report (GPR) for Program Year 2018
 MACOMB COUNTY

Date: 08-Aug-2019
 Time: 12:59
 Page: 41

PGM Year: 2017
 Project: 0011 - 2017 CDBG Public Facilities & Infrastructure
 IDIS Activity: 3174 - Eastpointe Street Resurfacing

Status: Open Objective: Create suitable living environments
 Location: 23200 Gratiot Ave Eastpointe, MI 48021-1651 Outcome: Sustainability
 Matrix Code: Street Improvements (03K) National Objective: LMA

Initial Funding Date: 11/16/2017

Description:

Project includes the removal of existing asphalt surface, base repairs, ADA ramp upgrades and a new asphalt surface on Johnston from 10 Mile to Hauss, as well as new sidewalks in the same corridor.

Financing

	Fund Type	Grant Year	Grant	Funded Amount	Drawn In Program Year	Drawn Thru Program Year
CDBG	EN	2017	B17UC260005	\$118,109.00	\$61,716.28	\$61,716.28
Total	Total			\$118,109.00	\$61,716.28	\$61,716.28

Proposed Accomplishments

People (General) : 1,810
 Total Population in Service Area: 1,810
 Census Tract Percent Low / Mod: 49.17

Annual Accomplishments

Years	Accomplishment Narrative	# Benefitting
2017	Bid package is complete, to begin bid process and get street resurfacing project constructed and completed in PY 2018.	
2018	Johnston Street sidewalks reconstructed in 2018 as part of this project. Street reconstruction occurred in calendar 2019. Approximately 75% of street work completed as of June, 2019. This project is be barred to IDIS #3231.	



U.S. Department of Housing and Urban Development
 Office of Community Planning and Development
 Integrated Disbursement and Information System
 CDBG Activity Summary Report (GPR) for Program Year 2018
 MACOMB COUNTY

Date: 08-Aug-2019
 Time: 12:59
 Page: 42

PGM Year: 2017
 Project: 0011 - 2017 CDBG Public Facilities & Infrastructure
 IDIS Activity: 3175 - Harrison Township Senior Center Improvements
 Status: Completed 1/29/2019 12:00:00 AM
 Location: 26980 Ballard St Harrison Township, MI 48045-6506
 Objective: Create suitable living environments
 Outcome: Sustainability
 Matrix Code: Senior Centers (03A)
 National Objective: LMC

Initial Funding Date: 11/16/2017

Description:

Funding will be used to update and expand the Senior Center kitchen facility. This includes changing the layout of the existing facility to increase the kitchen area and installing new cabinets and counter tops.

Financing

	Fund Type	Grant Year	Grant	Funded Amount	Drawn In Program Year	Drawn Thru Program Year
CDBG	EN	2017	B17UC260005	\$60,061.00	\$60,061.00	\$60,061.00
Total	Total			\$60,061.00	\$60,061.00	\$60,061.00

Proposed Accomplishments

Public Facilities : 1

Actual Accomplishments

Number assisted:

	Owner		Renter		Total		Person	
	Total	Hispanic	Total	Hispanic	Total	Hispanic	Total	Hispanic
White:	0	0	0	0	0	0	138	8
Black/African American:	0	0	0	0	0	0	12	0
Asian:	0	0	0	0	0	0	0	0
American Indian/Alaskan Native:	0	0	0	0	0	0	2	0
Native Hawaiian/Other Pacific Islander:	0	0	0	0	0	0	0	0
American Indian/Alaskan Native & White:	0	0	0	0	0	0	0	0
Asian White:	0	0	0	0	0	0	0	0
Black/African American & White:	0	0	0	0	0	0	0	0
American Indian/Alaskan Native & Black/African American:	0	0	0	0	0	0	0	0
Other multi-racial:	0	0	0	0	0	0	0	0
Asian/Pacific Islander:	0	0	0	0	0	0	0	0
Hispanic:	0	0	0	0	0	0	0	0
Total:	0	0	0	0	0	0	152	8
Female-headed Households:	0		0		0			

PR03 - MACOMB COUNTY

Page: 42 of 173




U.S. Department of Housing and Urban Development
Office of Community Planning and Development
Integrated Disbursement and Information System
CDBG Activity Summary Report (GPR) for Program Year 2018
MACOMB COUNTY

Date: 08-Aug-2019
Time: 12:59
Page: 43

Income Category:	Owner	Renter	Total	Person
Extremely Low	0	0	0	0
Low Mod	0	0	0	0
Moderate	0	0	0	152
Non Low Moderate	0	0	0	0
Total	0	0	0	152
Percent Low/Mod				100.0%

Annual Accomplishments

Years	Accomplishment Narrative	# Benefiting
2017	Contractor selected and work to be done summer/fall 2018. Project completion in 2018.	
2018	Funding used to update and expand the Senior Center kitchen facility, including changing the layout of the existing facility to increase the kitchen area and installing new cabinets and counter tops.	



U.S. Department of Housing and Urban Development
 Office of Community Planning and Development
 Integrated Disbursement and Information System
 CDBG Activity Summary Report (GPR) for Program Year 2018
 MACOMB COUNTY

Date: 08-Aug-2019
 Time: 12:59
 Page: 44

PGM Year: 2017
 Project: 0007 - 2017 CDBG Administration
 IDIS Activity: 3178 - Fair Housing Center of Metropolitan Detroit

Status: Completed 7/17/2018 12:00:00 AM
 Location: ,

Objective:
 Outcome:
 Matrix Code: Fair Housing Activities (subject to 20% Admin Cap) (21D) National Objective:

Initial Funding Date: 11/20/2017

Description:
 CDBG funding will be used for investigations and training.
 Financing

	Fund Type	Grant Year	Grant	Funded Amount	Drawn In Program Year	Drawn Thru Program Year
CDBG	EN	2017	B17UC260005	\$875.00	\$0.00	\$875.00
	PI			\$2,725.00	\$0.00	\$2,725.00
Total	Total			\$3,600.00	\$0.00	\$3,600.00

Proposed Accomplishments

Actual Accomplishments

Number assisted:	Owner		Renter		Total		Person	
	Total	Hispanic	Total	Hispanic	Total	Hispanic	Total	Hispanic
White:					0	0		
Black/African American:					0	0		
Asian:					0	0		
American Indian/Alaskan Native:					0	0		
Native Hawaiian/Other Pacific Islander:					0	0		
American Indian/Alaskan Native & White:					0	0		
Asian White:					0	0		
Black/African American & White:					0	0		
American Indian/Alaskan Native & Black/African American:					0	0		
Other multi-racial:					0	0		
Asian/Pacific Islander:					0	0		
Hispanic:					0	0		
Total:	0	0	0	0	0	0	0	0
Female-headed Households:					0			




U.S. Department of Housing and Urban Development
Office of Community Planning and Development
Integrated Disbursement and Information System
CDBG Activity Summary Report (GPR) for Program Year 2018
MACOMB COUNTY

Date: 08-Aug-2019
Time: 12:59
Page: 45

Income Category:	Owner	Renter	Total	Person
Extremely Low			0	
Low Mod			0	
Moderate			0	
Non Low Moderate			0	
Total	0	0	0	0
Percent Low/Mod				

Annual Accomplishments

No data returned for this view. This might be because the applied filter excludes all data.



U.S. Department of Housing and Urban Development
 Office of Community Planning and Development
 Integrated Disbursement and Information System
 CDBG Activity Summary Report (GPR) for Program Year 2018
 MACOMB COUNTY

Date: 08-Aug-2019
 Time: 12:59
 Page: 46

PGM Year: 2017
 Project: 0008 - 2017 CDBG Housing Rehabilitation
 IDIS Activity: 3180 - 2017 Minor Home Repair

Status: Open Objective: Provide decent affordable housing
 Location: Address Suppressed Outcome: Sustainability
 Matrix Code: Rehab; Single-Unit Residential (14A) National Objective: LMH

Initial Funding Date: 11/21/2017

Description:

Funding will be used to provide eligible owner-occupants of housing with assistance to make minor home repairs.
 The service area for this activity includes Armada Township, Armada Village, Mount Clemens, Shelby Township, Washington Township, and New Haven.
 Assistance will be limited to \$500 per household.
 Budget includes project delivery costs.

Financing

	Fund Type	Grant Year	Grant	Funded Amount	Drawn In Program Year	Drawn Thru Program Year
CDBG	EN	2017	B17UC260005	\$78,656.86	\$7,571.15	\$37,724.40
Total	Total			\$78,656.86	\$7,571.15	\$37,724.40

Proposed Accomplishments

Housing Units : 100

Actual Accomplishments

Number assisted:

	Owner		Renter		Total		Person	
	Total	Hispanic	Total	Hispanic	Total	Hispanic	Total	Hispanic
White:	27	0	0	0	27	0	0	0
Black/African American:	9	0	0	0	9	0	0	0
Asian:	0	0	0	0	0	0	0	0
American Indian/Alaskan Native:	0	0	0	0	0	0	0	0
Native Hawaiian/Other Pacific Islander:	0	0	0	0	0	0	0	0
American Indian/Alaskan Native & White:	0	0	0	0	0	0	0	0
Asian White:	0	0	0	0	0	0	0	0
Black/African American & White:	0	0	0	0	0	0	0	0
American Indian/Alaskan Native & Black/African American:	0	0	0	0	0	0	0	0
Other multi-racial:	0	0	0	0	0	0	0	0
Asian/Pacific Islander:	0	0	0	0	0	0	0	0
Hispanic:	0	0	0	0	0	0	0	0
Total:	36	0	0	0	36	0	0	0

PR03 - MACOMB COUNTY

Page: 46 of 173



U.S. Department of Housing and Urban Development
 Office of Community Planning and Development
 Integrated Disbursement and Information System
 CDBG Activity Summary Report (GPR) for Program Year 2018
 MACOMB COUNTY

Date: 08-Aug-2019
 Time: 12:59
 Page: 47

Female-headed Households:			15	0	15
Income Category:					
	Owner	Renter	Total		Person
Extremely Low	35	0	35		0
Low Mod	0	0	0		0
Moderate	1	0	1		0
Non Low Moderate	0	0	0		0
Total	36	0	36		0
Percent Low/Mod	100.0%		100.0%		

Annual Accomplishments

Years	Accomplishment Narrative	# Benefiting
2017		



U.S. Department of Housing and Urban Development
 Office of Community Planning and Development
 Integrated Disbursement and Information System
 CDBG Activity Summary Report (GPR) for Program Year 2018
 MACOMB COUNTY

Date: 08-Aug-2019
 Time: 12:59
 Page: 48

PGM Year: 2017
 Project: 0010 - 2017 CDBG Public Services
 IDIS Activity: 3187 - Macomb Township Senior Center Activities

Status: Completed 8/6/2018 12:00:00 AM Objective: Create suitable living environments
 Location: 51210 Alma Rd Macomb Township, MI 48042-5689 Outcome: Availability/accessibility
 Matrix Code: Senior Services (05A) National Objective: LMC

Initial Funding Date: 12/08/2017

Description:

Funding to be used for wages, building services, maintenance, and miscellaneous equipment and services.
 Supplies and refreshments for senior citizen programs and events as applicable, eligible, and not funded by other outside means may also be charged to this activity.
 Financing

	Fund Type	Grant Year	Grant	Funded Amount	Drawn In Program Year	Drawn Thru Program Year
CDBG	EN	2017	B17UC260005	\$24,974.69	\$0.00	\$24,974.69
Total	Total			\$24,974.69	\$0.00	\$24,974.69

Proposed Accomplishments

People (General) : 2,000

Actual Accomplishments

Number assisted:

	Owner		Renter		Total		Person	
	Total	Hispanic	Total	Hispanic	Total	Hispanic	Total	Hispanic
White:	0	0	0	0	0	0	530	0
Black/African American:	0	0	0	0	0	0	5	0
Asian:	0	0	0	0	0	0	2	0
American Indian/Alaskan Native:	0	0	0	0	0	0	0	0
Native Hawaiian/Other Pacific Islander:	0	0	0	0	0	0	0	0
American Indian/Alaskan Native & White:	0	0	0	0	0	0	0	0
Asian White:	0	0	0	0	0	0	0	0
Black/African American & White:	0	0	0	0	0	0	0	0
American Indian/Alaskan Native & Black/African American:	0	0	0	0	0	0	0	0
Other multi-racial:	0	0	0	0	0	0	1	0
Asian/Pacific Islander:	0	0	0	0	0	0	0	0
Hispanic:	0	0	0	0	0	0	0	0
Total:	0	0	0	0	0	0	538	0
Female-headed Households:	0		0		0			

PR03 - MACOMB COUNTY

Page: 48 of 173



U.S. Department of Housing and Urban Development
 Office of Community Planning and Development
 Integrated Disbursement and Information System
 CDBG Activity Summary Report (GPR) for Program Year 2018
 MACOMB COUNTY

Date: 08-Aug-2019
 Time: 12:59
 Page: 49

Income Category:	Owner	Renter	Total	Person
Extremely Low	0	0	0	0
Low Mod	0	0	0	0
Moderate	0	0	0	538
Non Low Moderate	0	0	0	0
Total	0	0	0	538
Percent Low/Mod				100.0%

Annual Accomplishments

Years	Accomplishment Narrative	# Benefiting
2017	Funding paid for staffing for senior center meals and activities. Jul-Sep 2017: 252 seniors served. Jul-Dec 2017: 325 seniors served. Jul 2017-Mar 2018: 433 seniors served. Jul 2017-Jun 2018: 538 seniors served.	



U.S. Department of Housing and Urban Development
 Office of Community Planning and Development
 Integrated Disbursement and Information System
 CDBG Activity Summary Report (GPR) for Program Year 2018
 MACOMB COUNTY

Date: 08-Aug-2019
 Time: 12:59
 Page: 50

PGM Year: 2017
 Project: 0011 - 2017 CDBG Public Facilities & Infrastructure
 IDIS Activity: 3191 - Shelby Twp Auburn Road Landscaping - 2017

Status: Completed 11/7/2018 12:00:00 AM Objective: Create suitable living environments
 Location: 52700 Van Dyke Ave Shelby Township, MI 48316-3556 Outcome: Sustainability
 Matrix Code: Street Improvements (03K) National Objective: SBS

Initial Funding Date: 12/18/2017

Description:

This project involves planting street trees and other landscaping along both sides of Auburn Road between Ryan Road and Dequindre.

Financing

	Fund Type	Grant Year	Grant	Funded Amount	Drawn In Program Year	Drawn Thru Program Year
CDBG	EN	2017	B17UC260005	\$62,649.14	\$11,842.05	\$62,649.14
Total	Total			\$62,649.14	\$11,842.05	\$62,649.14

Proposed Accomplishments

People (General) : 80

Annual Accomplishments

Years	Accomplishment Narrative	# Benefiting
2017	The bulk of the work was completed by Dec 2017, with additional tasks in spring 2018. The remaining maintenance work will be completed in July 2018.	
2018	The bulk of plantings done in 2017, the work in 2018 included mulching, edging, weeding, watering and entire site restoration and cleanup work to ensure the success of the plant materials for future seasons.	



U.S. Department of Housing and Urban Development
 Office of Community Planning and Development
 Integrated Disbursement and Information System
 CDBG Activity Summary Report (GPR) for Program Year 2018
 MACOMB COUNTY

Date: 08-Aug-2019
 Time: 12:59
 Page: 51

PGM Year: 2016
 Project: 0013 - 2016 CDBG Public Facilities and Infrastructure Improvements
 IDIS Activity: 3193 - Utica Riverside 175 - Senior Housing Improvements

Status: Completed 8/14/2018 12:00:00 AM
 Location: 7650 Greeley St Utica, MI 48317-5440
 Objective: Provide decent affordable housing
 Outcome: Sustainability
 Matrix Code: Rehab; Other Publicly-Owned Residential Buildings (14D)
 National Objective: LMH

Initial Funding Date: 12/18/2017

Description:

The City of Utica is using CDBG funds to improve Riverside 175. Riverside 175 is senior housing owned by the City. Improvements will include concrete work and installation of new door walls.

Financing

	Fund Type	Grant Year	Grant	Funded Amount	Drawn In Program Year	Drawn Thru Program Year
CDBG	EN	2016	B16UC260005	\$8,685.00	\$0.00	\$8,685.00
Total	Total			\$8,685.00	\$0.00	\$8,685.00

Proposed Accomplishments

Housing Units : 54

Actual Accomplishments

Number assisted:

	Owner		Renter		Total		Person	
	Total	Hispanic	Total	Hispanic	Total	Hispanic	Total	Hispanic
White:	0	0	44	0	44	0	0	0
Black/African American:	0	0	1	0	1	0	0	0
Asian:	0	0	0	0	0	0	0	0
American Indian/Alaskan Native:	0	0	0	0	0	0	0	0
Native Hawaiian/Other Pacific Islander:	0	0	0	0	0	0	0	0
American Indian/Alaskan Native & White:	0	0	0	0	0	0	0	0
Asian White:	0	0	0	0	0	0	0	0
Black/African American & White:	0	0	0	0	0	0	0	0
American Indian/Alaskan Native & Black/African American:	0	0	0	0	0	0	0	0
Other multi-racial:	0	0	9	0	9	0	0	0
Asian/Pacific Islander:	0	0	0	0	0	0	0	0
Hispanic:	0	0	0	0	0	0	0	0
Total:	0	0	54	0	54	0	0	0



U.S. Department of Housing and Urban Development
Office of Community Planning and Development
Integrated Disbursement and Information System
CDBG Activity Summary Report (GPR) for Program Year 2018
MACOMB COUNTY

Date: 08-Aug-2019
Time: 12:59
Page: 52

Female-headed Households:			0	0	0
Income Category:	Owner	Renter	Total	Person	
Extremely Low	0	8	8	0	
Low Mod	0	25	25	0	
Moderate	0	9	9	0	
Non Low Moderate	0	12	12	0	
Total	0	54	54	0	
Percent Low/Mod		77.8%	77.8%		

Annual Accomplishments

Years	Accomplishment Narrative	# Benefitting
2017	Doorwalls installed and concrete sidewalk sections replaced, according to the project application.	



U.S. Department of Housing and Urban Development
 Office of Community Planning and Development
 Integrated Disbursement and Information System
 CDBG Activity Summary Report (GPR) for Program Year 2018
 MACOMB COUNTY

Date: 08-Aug-2019
 Time: 12:59
 Page: 53

PGM Year: 2017
 Project: 0011 - 2017 CDBG Public Facilities & Infrastructure
 IDIS Activity: 3195 - Shelby Township 2017 Sidewalk Project

Status: Completed 12/17/2018 12:00:00 AM Objective: Create suitable living environments
 Location: 52700 Van Dyke Ave Shelby Township, MI 48316-3556 Outcome: Availability/accessibility
 Matrix Code: Sidewalks (03L) National Objective: LMA

Initial Funding Date: 12/26/2017

Description:
 CDBG funds will be used to construct 1,187 linear feet of sidewalks on Virginia Street and Phillips Street.
 Financing

	Fund Type	Grant Year	Grant	Funded Amount	Drawn In Program Year	Drawn Thru Program Year
CDBG	EN	2017	B17UC260005	\$100,000.00	\$92,453.75	\$100,000.00
Total	Total			\$100,000.00	\$92,453.75	\$100,000.00

Proposed Accomplishments
 People (General) : 800
 Total Population in Service Area: 1,545
 Census Tract Percent Low / Mod: 50.16

Years	Accomplishment Narrative	# Benefitting
2017	Bulk of work completed by spring 2018, with punch list items remaining to do in summer 2018.	
2018	Sidewalk construction completed in 2018.	



U.S. Department of Housing and Urban Development
 Office of Community Planning and Development
 Integrated Disbursement and Information System
 CDBG Activity Summary Report (GPR) for Program Year 2018
 MACOMB COUNTY

Date: 08-Aug-2019
 Time: 12:59
 Page: 54

PGM Year: 2017
 Project: 0011 - 2017 CDBG Public Facilities & Infrastructure
 IDIS Activity: 3197 - Richmond City ADA Crosswalk Project

Status: Completed 8/6/2018 12:00:00 AM
 Location: 36725 Division Rd Richmond, MI 48062-1543
 Objective: Create suitable living environments
 Outcome: Availability/accessibility
 Matrix Code: Sidewalks (03L)
 National Objective: LMC

Initial Funding Date: 12/27/2017

Description:
 Funding will be used to install barrier free sidewalk ramps.
 Financing

	Fund Type	Grant Year	Grant	Funded Amount	Drawn In Program Year	Drawn Thru Program Year
CDBG	EN	2017	B17UC260005	\$14,120.00	\$0.00	\$14,120.00
Total	Total			\$14,120.00	\$0.00	\$14,120.00

Proposed Accomplishments

Public Facilities : 4

Actual Accomplishments

Number assisted:	Owner		Renter		Total		Person	
	Total	Hispanic	Total	Hispanic	Total	Hispanic	Total	Hispanic
White:	0	0	0	0	0	0	776	62
Black/African American:	0	0	0	0	0	0	32	2
Asian:	0	0	0	0	0	0	0	0
American Indian/Alaskan Native:	0	0	0	0	0	0	0	0
Native Hawaiian/Other Pacific Islander:	0	0	0	0	0	0	0	0
American Indian/Alaskan Native & White:	0	0	0	0	0	0	0	0
Asian White:	0	0	0	0	0	0	0	0
Black/African American & White:	0	0	0	0	0	0	0	0
American Indian/Alaskan Native & Black/African American:	0	0	0	0	0	0	0	0
Other multi-racial:	0	0	0	0	0	0	0	0
Asian/Pacific Islander:	0	0	0	0	0	0	0	0
Hispanic:	0	0	0	0	0	0	0	0
Total:	0	0	0	0	0	0	808	64
Female-headed Households:	0		0		0			



U.S. Department of Housing and Urban Development
Office of Community Planning and Development
Integrated Disbursement and Information System
CDBG Activity Summary Report (GPR) for Program Year 2018
MACOMB COUNTY

Date: 08-Aug-2019
Time: 12:59
Page: 55

Income Category:	Owner	Renter	Total	Person
Extremely Low	0	0	0	0
Low Mod	0	0	0	808
Moderate	0	0	0	0
Non Low Moderate	0	0	0	0
Total	0	0	0	808
Percent Low/Mod				100.0%

Annual Accomplishments

Years	Accomplishment Narrative	# Benefiting
2017	ADA-compliant sidewalk crosswalks installed at two corners of an intersection, allowing 808 severely disabled residents better pedestrian access between the neighborhood and the Main Street commercial corridor.	



U.S. Department of Housing and Urban Development
 Office of Community Planning and Development
 Integrated Disbursement and Information System
 CDBG Activity Summary Report (GPR) for Program Year 2018
 MACOMB COUNTY

Date: 08-Aug-2019
 Time: 12:59
 Page: 56

PGM Year: 2017
 Project: 0011 - 2017 CDBG Public Facilities & Infrastructure
 IDIS Activity: 3198 - Mount Clemens Shadyside Park Improvements

Status: Completed 12/4/2018 12:00:00 AM
 Location: 155 Shadyside Dr Mount Clemens, MI 48043
 Objective: Create suitable living environments
 Outcome: Availability/accessibility
 Matrix Code: Parks, Recreational Facilities (03F) National Objective: LMA

Initial Funding Date: 12/28/2017

Description:
 Install new playground equipment and add new amenities such as benches and trash receptacles.
 Other updates may include rehab of existing basketball courts, bathrooms, and signage.
 Extent of work will be based on the available budget.

Financing

	Fund Type	Grant Year	Grant	Funded Amount	Drawn In Program Year	Drawn Thru Program Year
CDBG	EN	2017	B17UC260005	\$97,553.00	\$97,553.00	\$97,553.00
Total	Total			\$97,553.00	\$97,553.00	\$97,553.00

Proposed Accomplishments
 Public Facilities : 1
 Total Population in Service Area: 14,655
 Census Tract Percent Low / Mod: 52.85

Annual Accomplishments

Years	Accomplishment Narrative	# Benefitting
2017	Pre-construction meeting conducted June 2018. Construction to begin in August 2018, completed before the end of the year.	
2018	Construction completed on park improvements, as planned.	



U.S. Department of Housing and Urban Development
 Office of Community Planning and Development
 Integrated Disbursement and Information System
 CDBG Activity Summary Report (GPR) for Program Year 2018
 MACOMB COUNTY

Date: 08-Aug-2019
 Time: 12:59
 Page: 57

PGM Year: 2017
 Project: 0011 - 2017 CDBG Public Facilities & Infrastructure
 IDIS Activity: 3200 - Macomb Township Senior Center Improvements
 Status: Completed 1/29/2019 12:00:00 AM
 Location: 51210 Alma Rd Macomb Township, MI 48042-5689
 Objective: Create suitable living environments
 Outcome: Availability/accessibility
 Matrix Code: Senior Centers (03A)
 National Objective: LMC

Initial Funding Date: 12/28/2017

Description:
 Improvements will include replacing existing asphalt parking lot with concrete, interior renovations, and outdoor lighting.
 The work as prioritized would be completed as funding allows based on bid prices.
 Financing

	Fund Type	Grant Year	Grant	Funded Amount	Drawn In Program Year	Drawn Thru Program Year
CDBG	EN	2017	B17UC260005	\$109,910.70	\$109,910.70	\$109,910.70
	LA	2017	B17UC260005	\$98.00	\$98.00	\$98.00
	PI			\$2,610.00	\$2,610.00	\$2,610.00
Total	Total			\$112,618.70	\$112,618.70	\$112,618.70

Proposed Accomplishments

Public Facilities : 1

Actual Accomplishments

Number assisted:	Owner		Renter		Total		Person	
	Total	Hispanic	Total	Hispanic	Total	Hispanic	Total	Hispanic
White:	0	0	0	0	0	0	1,524	0
Black/African American:	0	0	0	0	0	0	17	0
Asian:	0	0	0	0	0	0	6	0
American Indian/Alaskan Native:	0	0	0	0	0	0	0	0
Native Hawaiian/Other Pacific Islander:	0	0	0	0	0	0	0	0
American Indian/Alaskan Native & White:	0	0	0	0	0	0	0	0
Asian White:	0	0	0	0	0	0	0	0
Black/African American & White:	0	0	0	0	0	0	0	0
American Indian/Alaskan Native & Black/African American:	0	0	0	0	0	0	0	0
Other multi-racial:	0	0	0	0	0	0	0	0
Asian/Pacific Islander:	0	0	0	0	0	0	0	0
Hispanic:	0	0	0	0	0	0	0	0
Total:	0	0	0	0	0	0	1,547	0

PR03 - MACOMB COUNTY

Page: 57 of 173



U.S. Department of Housing and Urban Development
Office of Community Planning and Development
Integrated Disbursement and Information System
CDBG Activity Summary Report (GPR) for Program Year 2018
MACOMB COUNTY

Date: 08-Aug-2019
Time: 12:59
Page: 58

Female-headed Households:			0	0	0
Income Category:	Owner	Renter	Total	Person	
Extremely Low	0	0	0	0	
Low Mod	0	0	0	0	
Moderate	0	0	0	1,547	
Non Low Moderate	0	0	0	0	
Total	0	0	0	1,547	
Percent Low/Mod				100.0%	

Annual Accomplishments

Years	Accomplishment Narrative	# Benefiting
2017	Project scope was modified. Bid process to begin soon, with project completion in CY 2018.	
2018	Construction begun and completed for three activities: 1) landscaping senior center grounds; 2) installing new, improved exterior lighting and 3) replacing the center's HVAC system.	



U.S. Department of Housing and Urban Development
 Office of Community Planning and Development
 Integrated Disbursement and Information System
 CDBG Activity Summary Report (GPR) for Program Year 2018
 MACOMB COUNTY

Date: 08-Aug-2019
 Time: 12:59
 Page: 59

PGM Year: 2017
 Project: 0010 - 2017 CDBG Public Services
 IDIS Activity: 3211 - Macomb Community Action Homeless Case Management

Status: Canceled 8/1/2018 12:00:00 AM
 Location: 21885 Dunham Rd Ste 10 Suite 10 Clinton Township, MI 48036-1030
 Objective: Create suitable living environments
 Outcome: Availability/accessibility
 Matrix Code: Other Public Services Not Listed in 05A-05Y, 03T (05Z)
 National Objective: LMC

Initial Funding Date: 02/06/2018

Description:

Funding will be used to pay for case management services provided to the homeless who are participating in Macomb Community Action's rapid re-housing program.
 Financing

No data returned for this view. This might be because the applied filter excludes all data.

Proposed Accomplishments

People (General) : 20

Actual Accomplishments

Number assisted:

	Owner		Renter		Total		Person	
	Total	Hispanic	Total	Hispanic	Total	Hispanic	Total	Hispanic
White:	0	0	0	0	0	0	0	0
Black/African American:	0	0	0	0	0	0	0	0
Asian:	0	0	0	0	0	0	0	0
American Indian/Alaskan Native:	0	0	0	0	0	0	0	0
Native Hawaiian/Other Pacific Islander:	0	0	0	0	0	0	0	0
American Indian/Alaskan Native & White:	0	0	0	0	0	0	0	0
Asian White:	0	0	0	0	0	0	0	0
Black/African American & White:	0	0	0	0	0	0	0	0
American Indian/Alaskan Native & Black/African American:	0	0	0	0	0	0	0	0
Other multi-racial:	0	0	0	0	0	0	0	0
Asian/Pacific Islander:	0	0	0	0	0	0	0	0



U.S. Department of Housing and Urban Development
Office of Community Planning and Development
Integrated Disbursement and Information System
CDBG Activity Summary Report (GPR) for Program Year 2018
MACOMB COUNTY

Date: 08-Aug-2019
Time: 12:59
Page: 60

Hispanic:	0	0	0	0	0	0	0	0
Total:	0	0	0	0	0	0	0	0
Female-headed Households:	0		0		0			
Income Category:								
	Owner	Renter	Total		Person			
Extremely Low	0	0	0		0			
Low Mod	0	0	0		0			
Moderate	0	0	0		0			
Non Low Moderate	0	0	0		0			
Total	0	0	0		0			
Percent Low/Mod								

Annual Accomplishments

No data returned for this view. This might be because the applied filter excludes all data.



U.S. Department of Housing and Urban Development
 Office of Community Planning and Development
 Integrated Disbursement and Information System
 CDBG Activity Summary Report (GPR) for Program Year 2018
 MACOMB COUNTY

Date: 08-Aug-2019
 Time: 12:59
 Page: 61

PGM Year: 2016
 Project: 0009 - 2016 CDBG Housing Rehabilitation
 IDIS Activity: 3212 - 2016 Housing Rehabilitation

Status: Open Objective: Provide decent affordable housing
 Location: 196 N Rose St Mount Clemens, MI 48043-1540 Outcome: Sustainability
 Matrix Code: Rehab; Single-Unit Residential (14A) National Objective: LMH

Initial Funding Date: 02/07/2018

Description:

Program to provide assistance to income eligible homeowners to repair their homes.
 Assistance would be provided in the form of a no-interest, deferred payment mortgage.
 Once completed the property must meet property standards established by the County.

Financing

	Fund Type	Grant Year	Grant	Funded Amount	Drawn In Program Year	Drawn Thru Program Year
CDBG	EN	Pre-2015		\$40,729.22	\$0.00	\$0.00
		2014	B14UC260005		\$1,421.04	\$1,421.04
		2016	B16UC260005	\$51,636.18	\$0.00	\$0.00
Total	Total			\$92,365.40	\$1,421.04	\$1,421.04

Proposed Accomplishments

Housing Units : 1

Actual Accomplishments

Number assisted:

	Owner		Renter		Total		Person	
	Total	Hispanic	Total	Hispanic	Total	Hispanic	Total	Hispanic
White:	0	0	0	0	0	0	0	0
Black/African American:	0	0	0	0	0	0	0	0
Asian:	0	0	0	0	0	0	0	0
American Indian/Alaskan Native:	0	0	0	0	0	0	0	0
Native Hawaiian/Other Pacific Islander:	0	0	0	0	0	0	0	0
American Indian/Alaskan Native & White:	0	0	0	0	0	0	0	0
Asian White:	0	0	0	0	0	0	0	0
Black/African American & White:	0	0	0	0	0	0	0	0
American Indian/Alaskan Native & Black/African American:	0	0	0	0	0	0	0	0
Other multi-racial:	0	0	0	0	0	0	0	0
Asian/Pacific Islander:	0	0	0	0	0	0	0	0
Hispanic:	0	0	0	0	0	0	0	0

PR03 - MACOMB COUNTY

Page: 61 of 173



U.S. Department of Housing and Urban Development
Office of Community Planning and Development
Integrated Disbursement and Information System
CDBG Activity Summary Report (GPR) for Program Year 2018
MACOMB COUNTY

Date: 08-Aug-2019
Time: 12:59
Page: 62

Total:			0	0	0	0	0	0	0	0
Female-headed Households:			0		0		0			
Income Category:	Owner	Renter	Total		Person					
Extremely Low	0	0	0		0					
Low Mod	0	0	0		0					
Moderate	0	0	0		0					
Non Low Moderate	0	0	0		0					
Total	0	0	0		0					
Percent Low/Mod										

Annual Accomplishments

No data returned for this view. This might be because the applied filter excludes all data.



U.S. Department of Housing and Urban Development
 Office of Community Planning and Development
 Integrated Disbursement and Information System
 CDBG Activity Summary Report (GPR) for Program Year 2018
 MACOMB COUNTY

Date: 08-Aug-2019
 Time: 12:59
 Page: 63

PGM Year: 2017
 Project: 0008 - 2017 CDBG Housing Rehabilitation
 IDIS Activity: 3213 - 2017 Housing Rehabilitation

Status: Open Objective: Provide decent affordable housing
 Location: 196 N Rose St Mount Clemens, MI 48043-1540 Outcome: Sustainability
 Matrix Code: Rehab; Single-Unit Residential (14A) National Objective: LMH

Initial Funding Date: 02/07/2018

Description:

Financing

	Fund Type	Grant Year	Grant	Funded Amount	Drawn In Program Year	Drawn Thru Program Year
CDBG	EN	2015	B15UC260005	\$153,069.34	\$0.00	\$0.00
		2016	B16UC260005	\$41,089.00	\$0.00	\$0.00
		2017	B17UC260005	\$180,884.82	\$15.00	\$15.00
Total	Total			\$375,043.16	\$15.00	\$15.00

Proposed Accomplishments

Housing Units : 1

Actual Accomplishments

Number assisted:	Owner		Renter		Total		Person	
	Total	Hispanic	Total	Hispanic	Total	Hispanic	Total	Hispanic
White:	0	0	0	0	0	0	0	0
Black/African American:	0	0	0	0	0	0	0	0
Asian:	0	0	0	0	0	0	0	0
American Indian/Alaskan Native:	0	0	0	0	0	0	0	0
Native Hawaiian/Other Pacific Islander:	0	0	0	0	0	0	0	0
American Indian/Alaskan Native & White:	0	0	0	0	0	0	0	0
Asian White:	0	0	0	0	0	0	0	0
Black/African American & White:	0	0	0	0	0	0	0	0
American Indian/Alaskan Native & Black/African American:	0	0	0	0	0	0	0	0
Other multi-racial:	0	0	0	0	0	0	0	0
Asian/Pacific Islander:	0	0	0	0	0	0	0	0
Hispanic:	0	0	0	0	0	0	0	0
Total:	0	0	0	0	0	0	0	0



U.S. Department of Housing and Urban Development
Office of Community Planning and Development
Integrated Disbursement and Information System
CDBG Activity Summary Report (GPR) for Program Year 2018
MACOMB COUNTY

Date: 08-Aug-2019
Time: 12:59
Page: 64

Female-headed Households:			0	0	0
Income Category:					
	Owner	Renter	Total		Person
Extremely Low	0	0	0		0
Low Mod	0	0	0		0
Moderate	0	0	0		0
Non Low Moderate	0	0	0		0
Total	0	0	0		0
Percent Low/Mod					

Annual Accomplishments

No data returned for this view. This might be because the applied filter excludes all data.



U.S. Department of Housing and Urban Development
 Office of Community Planning and Development
 Integrated Disbursement and Information System
 CDBG Activity Summary Report (GPR) for Program Year 2018
 MACOMB COUNTY

Date: 08-Aug-2019
 Time: 12:59
 Page: 65

PGM Year: 2018
 Project: 0009 - 2018 CDBG Public Services
 IDIS Activity: 3225 - Richmond City Senior Services Coordinator

Status: Completed 4/9/2019 12:00:00 AM
 Location: 36164 Festival Dr MI Richmond, MI 48062-1299
 Objective: Create suitable living environments
 Outcome: Availability/accessibility
 Matrix Code: Senior Services (05A)
 National Objective: LMC

Initial Funding Date: 12/17/2018

Description:

Funds will be used to pay the wages for Senior Services Coordinator position.
 This position is responsible for designing and implementing senior programs and activities.

Financing

	Fund Type	Grant Year	Grant	Funded Amount	Drawn In Program Year	Drawn Thru Program Year
CDBG	EN	2018	B18UC260005	\$3,186.00	\$3,186.00	\$3,186.00
Total	Total			\$3,186.00	\$3,186.00	\$3,186.00

Proposed Accomplishments

People (General) : 1,235

Actual Accomplishments

Number assisted:

	Owner		Renter		Total		Person	
	Total	Hispanic	Total	Hispanic	Total	Hispanic	Total	Hispanic
White:	0	0	0	0	0	0	9	0
Black/African American:	0	0	0	0	0	0	0	0
Asian:	0	0	0	0	0	0	0	0
American Indian/Alaskan Native:	0	0	0	0	0	0	0	0
Native Hawaiian/Other Pacific Islander:	0	0	0	0	0	0	0	0
American Indian/Alaskan Native & White:	0	0	0	0	0	0	1	0
Asian White:	0	0	0	0	0	0	0	0
Black/African American & White:	0	0	0	0	0	0	0	0
American Indian/Alaskan Native & Black/African American:	0	0	0	0	0	0	0	0
Other multi-racial:	0	0	0	0	0	0	0	0
Asian/Pacific Islander:	0	0	0	0	0	0	0	0
Hispanic:	0	0	0	0	0	0	0	0
Total:	0	0	0	0	0	0	10	0
Female-headed Households:	0		0		0			



U.S. Department of Housing and Urban Development
Office of Community Planning and Development
Integrated Disbursement and Information System
CDBG Activity Summary Report (GPR) for Program Year 2018
MACOMB COUNTY

Date: 08-Aug-2019
Time: 12:59
Page: 66

Income Category:	Owner	Renter	Total	Person
Extremely Low	0	0	0	0
Low Mod	0	0	0	0
Moderate	0	0	0	10
Non Low Moderate	0	0	0	0
Total	0	0	0	10
Percent Low/Mod				100.0%

Annual Accomplishments

Years	Accomplishment Narrative	# Benefiting
2018	Funds paid Senior Services Coordinator to run senior activities. Jul 1, 2018 to Oct 7, 2018: 10 beneficiaries. Through Jan 27, 2019: 10 beneficiaries. Proposed Units number is the aggregate number of persons age 60 and over from the 2016 census estimate.	



U.S. Department of Housing and Urban Development
 Office of Community Planning and Development
 Integrated Disbursement and Information System
 CDBG Activity Summary Report (GPR) for Program Year 2018
 MACOMB COUNTY

Date: 08-Aug-2019
 Time: 12:59
 Page: 67

PGM Year: 2018
 Project: 0009 - 2018 CDBG Public Services
 IDIS Activity: 3228 - Ray Township Senior Program

Status: Completed 12/4/2018 12:00:00 AM
 Location: 64255 Wolcott Rd MI Ray Township, MI 48096-2433
 Objective: Create suitable living environments
 Outcome: Availability/accessibility
 Matrix Code: Senior Services (05A)
 National Objective: LMC

Initial Funding Date: 11/15/2018

Description:
 Senior Center programs and activities.
 Financing

	Fund Type	Grant Year	Grant	Funded Amount	Drawn In Program Year	Drawn Thru Program Year
CDBG	EN	2018	B18UC260005	\$2,200.00	\$2,200.00	\$2,200.00
Total	Total			\$2,200.00	\$2,200.00	\$2,200.00

Proposed Accomplishments

People (General) : 478

Actual Accomplishments

Number assisted:	Owner		Renter		Total		Person	
	Total	Hispanic	Total	Hispanic	Total	Hispanic	Total	Hispanic
White:	0	0	0	0	0	0	398	31
Black/African American:	0	0	0	0	0	0	7	0
Asian:	0	0	0	0	0	0	13	0
American Indian/Alaskan Native:	0	0	0	0	0	0	0	0
Native Hawaiian/Other Pacific Islander:	0	0	0	0	0	0	0	0
American Indian/Alaskan Native & White:	0	0	0	0	0	0	5	0
Asian White:	0	0	0	0	0	0	0	0
Black/African American & White:	0	0	0	0	0	0	0	0
American Indian/Alaskan Native & Black/African American:	0	0	0	0	0	0	0	0
Other multi-racial:	0	0	0	0	0	0	2	0
Asian/Pacific Islander:	0	0	0	0	0	0	0	0
Hispanic:	0	0	0	0	0	0	0	0
Total:	0	0	0	0	0	0	425	31
Female-headed Households:	0		0		0			



U.S. Department of Housing and Urban Development
Office of Community Planning and Development
Integrated Disbursement and Information System
CDBG Activity Summary Report (GPR) for Program Year 2018
MACOMB COUNTY

Date: 08-Aug-2019
Time: 12:59
Page: 68

Income Category:	Owner	Renter	Total	Person
Extremely Low	0	0	0	15
Low Mod	0	0	0	174
Moderate	0	0	0	236
Non Low Moderate	0	0	0	0
Total	0	0	0	425
Percent Low/Mod				100.0%

Annual Accomplishments

Years	Accomplishment Narrative	# Benefiting
2018	Funds paid staff wages to operate and program the Senior Center	



U.S. Department of Housing and Urban Development
 Office of Community Planning and Development
 Integrated Disbursement and Information System
 CDBG Activity Summary Report (GPR) for Program Year 2018
 MACOMB COUNTY

Date: 08-Aug-2019
 Time: 12:59
 Page: 69

PGM Year: 2016
 Project: 0013 - 2016 CDBG Public Facilities and Infrastructure Improvements
 IDIS Activity: 3231 - Eastpointe Street Reconstruction - Johnston Ave

Status: Open Objective: Create suitable living environments
 Location: 16083 E 9 Mile Rd Eastpointe, MI 48021-2319 Outcome: Sustainability
 Matrix Code: Street Improvements (03K) National Objective: LMA

Initial Funding Date: 09/05/2018

Description:
 Funds will be used for the reconstruction of Johnston Ave and adjacent sidewalks.
 Financing

	Fund Type	Grant Year	Grant	Funded Amount	Drawn In Program Year	Drawn Thru Program Year
CDBG	EN	Pre-2015		\$328,252.13	\$0.00	\$0.00
		2014	B14UC260005		\$0.00	\$0.00
		2016	B16UC260005	\$21,747.87	\$0.00	\$0.00
Total	Total			\$350,000.00	\$0.00	\$0.00

Proposed Accomplishments

Total Population in Service Area: 2,455
 Census Tract Percent Low / Mod: 54.99

Annual Accomplishments

Years	Accomplishment Narrative	# Benefiting
2018	Sidewalk portion of project completed in 2018, but paid from tie-barred IDIS #3174. Pay application #2 for residual 2018 work to pay in Jun 2019. Pay app #3 to pay in Jun 2019 for approx. 25% of street reconstruction work performed through May 12, 2019. Pay app #4 received June 12, 2019 for approx. 50% of street reconstruction through June 9, 2019, but awaiting labor paperwork from community.	
2019	Johnston Street sidewalks reconstructed in 2018 as part of this project. Street reconstruction occurred in calendar 2019. Approximately 75% of street work completed as of June, 2019. This project is tie barred to IDIS #3174.	



U.S. Department of Housing and Urban Development
 Office of Community Planning and Development
 Integrated Disbursement and Information System
 CDBG Activity Summary Report (GPR) for Program Year 2018
 MACOMB COUNTY

Date: 08-Aug-2019
 Time: 12:59
 Page: 70

PGM Year: 2016
 Project: 0013 - 2016 CDBG Public Facilities and Infrastructure Improvements
 IDIS Activity: 3232 - Mount Clemens Fire Station Roof

Status: Completed 4/9/2019 12:00:00 AM
 Location: 2 Dickinson St Mount Clemens, MI 48043-5923
 Objective: Create suitable living environments
 Outcome: Sustainability
 Matrix Code: Fire Station/Equipment (030) National Objective: LMA

Initial Funding Date: 09/05/2018

Description:
 CDBG funds will be used to put a new roof on the City's only fire station.
 Financing

	Fund Type	Grant Year	Grant	Funded Amount	Drawn In Program Year	Drawn Thru Program Year
CDBG	EN	2016	B16UC260005	\$79,400.00	\$79,400.00	\$79,400.00
Total	Total			\$79,400.00	\$79,400.00	\$79,400.00

Proposed Accomplishments
 Public Facilities : 16,000
 Total Population in Service Area: 14,655
 Census Tract Percent Low / Mod: 52.85

Years	Accomplishment Narrative	# Benefitting
2018	Fire Department roof successfully replaced. This is the City of Mt Clemens's only fire department facility, so it services the entire city, which as a whole is LMA-eligible.	



U.S. Department of Housing and Urban Development
 Office of Community Planning and Development
 Integrated Disbursement and Information System
 CDBG Activity Summary Report (GPR) for Program Year 2018
 MACOMB COUNTY

Date: 08-Aug-2019
 Time: 12:59
 Page: 71

PGM Year: 2016
 Project: 0013 - 2016 CDBG Public Facilities and Infrastructure Improvements
 IDIS Activity: 3233 - Center Line Memorial Park Kitchen Improvement Project

Status: Completed 4/9/2019 12:00:00 AM
 Location: 25355 Lawrence Center Line, MI 48015-1158
 Objective: Create suitable living environments
 Outcome: Sustainability
 Matrix Code: Parks, Recreational Facilities (03F) National Objective: LMA

Initial Funding Date: 09/05/2018

Description:
 CDBG funds will be used to renovate kitchen at Memorial Park.
 Financing

	Fund Type	Grant Year	Grant	Funded Amount	Drawn In Program Year	Drawn Thru Program Year
CDBG	EN	2016	B16UC260005	\$42,958.00	\$42,958.00	\$42,958.00
Total	Total			\$42,958.00	\$42,958.00	\$42,958.00

Proposed Accomplishments

Public Facilities : 1
 Total Population in Service Area: 8,215
 Census Tract Percent Low / Mod: 50.64

Annual Accomplishments

Years	Accomplishment Narrative	# Benefitting
2018	Project encompasses this IDIS Activity ID and #3282 as well. Substantial portion of project complete with this draw, incl. electrical, mechanical, HVAC, plumbing work and appliance installation. Project will be completed in CY 2019 with funding from Activity ID 3282. Update - project was completed March 2019	



U.S. Department of Housing and Urban Development
 Office of Community Planning and Development
 Integrated Disbursement and Information System
 CDBG Activity Summary Report (GPR) for Program Year 2018
 MACOMB COUNTY

Date: 08-Aug-2019
 Time: 12:59
 Page: 72

PGM Year: 2016
 Project: 0013 - 2016 CDBG Public Facilities and Infrastructure Improvements
 IDIS Activity: 3234 - Fraser ADA Sidewalks

Status: Open Objective: Create suitable living environments
 Location: 33000 Garfield Rd Fraser, MI 48026-1858 Outcome: Sustainability
 Matrix Code: Sidewalks (03L) National Objective: LMC

Initial Funding Date: 09/05/2018

Description:
 Install handicapped curb cut sidewalks on Eveningside - Masonic to 13 Mile
 Financing

	Fund Type	Grant Year	Grant	Funded Amount	Drawn In Program Year	Drawn Thru Program Year
CDBG	EN	2016	B16UC260005	\$100,000.00	\$0.00	\$0.00
Total	Total			\$100,000.00	\$0.00	\$0.00

Proposed Accomplishments

Actual Accomplishments

Number assisted:	Owner		Renter		Total		Person	
	Total	Hispanic	Total	Hispanic	Total	Hispanic	Total	Hispanic
White:	0	0	0	0	0	0	3,192	113
Black/African American:	0	0	0	0	0	0	299	0
Asian:	0	0	0	0	0	0	44	0
American Indian/Alaskan Native:	0	0	0	0	0	0	0	0
Native Hawaiian/Other Pacific Islander:	0	0	0	0	0	0	9	0
American Indian/Alaskan Native & White:	0	0	0	0	0	0	0	0
Asian White:	0	0	0	0	0	0	0	0
Black/African American & White:	0	0	0	0	0	0	0	0
American Indian/Alaskan Native & Black/African American:	0	0	0	0	0	0	0	0
Other multi-racial:	0	0	0	0	0	0	78	0
Asian/Pacific Islander:	0	0	0	0	0	0	0	0
Hispanic:	0	0	0	0	0	0	0	0
Total:	0	0	0	0	0	0	3,622	113
Female-headed Households:	0		0		0			
Income Category:	Owner	Renter	Total	Person				



U.S. Department of Housing and Urban Development
Office of Community Planning and Development
Integrated Disbursement and Information System
CDBG Activity Summary Report (GPR) for Program Year 2018
MACOMB COUNTY

Date: 08-Aug-2019
Time: 12:59
Page: 73

Extremely Low	0	0	0	0
Low Mod	0	0	0	3,622
Moderate	0	0	0	0
Non Low Moderate	0	0	0	0
Total	0	0	0	3,622
Percent Low/Mod				100.0%

Annual Accomplishments

Years	Accomplishment Narrative	# Benefiting
2018	ADA sidewalk ramp construction completed in PY 2018.	



U.S. Department of Housing and Urban Development
 Office of Community Planning and Development
 Integrated Disbursement and Information System
 CDBG Activity Summary Report (GPR) for Program Year 2018
 MACOMB COUNTY

Date: 08-Aug-2019
 Time: 12:59
 Page: 74

PGM Year: 2018
 Project: 0006 - 2018 CDBG Administration
 IDIS Activity: 3238 - 2018 CDBG General Program Administration

Status: Open Objective:
 Location: , Outcome:
 Matrix Code: General Program Administration (21A) National Objective:

Initial Funding Date: 10/18/2018

Description:
 Costs related to administration of the CDBG program.
 Financing

	Fund Type	Grant Year	Grant	Funded Amount	Drawn In Program Year	Drawn Thru Program Year
CDBG	EN	2018	B18UC260005	\$359,351.56	\$189,817.49	\$189,817.49
	PI			\$87.84	\$87.84	\$87.84
Total	Total			\$359,439.40	\$189,905.33	\$189,905.33

Proposed Accomplishments

Actual Accomplishments

Number assisted:	Owner		Renter		Total		Person	
	Total	Hispanic	Total	Hispanic	Total	Hispanic	Total	Hispanic
White:					0	0		
Black/African American:					0	0		
Asian:					0	0		
American Indian/Alaskan Native:					0	0		
Native Hawaiian/Other Pacific Islander:					0	0		
American Indian/Alaskan Native & White:					0	0		
Asian White:					0	0		
Black/African American & White:					0	0		
American Indian/Alaskan Native & Black/African American:					0	0		
Other multi-racial:					0	0		
Asian/Pacific Islander:					0	0		
Hispanic:					0	0		
Total:	0	0	0	0	0	0	0	0
Female-headed Households:					0			



U.S. Department of Housing and Urban Development
Office of Community Planning and Development
Integrated Disbursement and Information System
CDBG Activity Summary Report (GPR) for Program Year 2018
MACOMB COUNTY

Date: 08-Aug-2019
Time: 12:59
Page: 75

Income Category:	Owner	Renter	Total	Person
Extremely Low			0	
Low Mod			0	
Moderate			0	
Non Low Moderate			0	
Total	0	0	0	0
Percent Low/Mod				

Annual Accomplishments

No data returned for this view. This might be because the applied filter excludes all data.



U.S. Department of Housing and Urban Development
 Office of Community Planning and Development
 Integrated Disbursement and Information System
 CDBG Activity Summary Report (GPR) for Program Year 2018
 MACOMB COUNTY

Date: 08-Aug-2019
 Time: 12:59
 Page: 76

PGM Year: 2018
 Project: 0008 - 2018 CDBG Housing Rehabilitation Program Administration
 IDIS Activity: 3239 - 2018 Housing Rehab Delivery

Status: Open Objective: Provide decent affordable housing
 Location: 196 N Rose St 196 N Rose St Mount Clemens, MI 48043-1540 Outcome: Sustainability
 Matrix Code: Rehabilitation Administration (14H) National Objective: LMH

Initial Funding Date: 10/18/2018

Description:

All delivery costs (including staff, other direct costs, and service costs) directly related to carrying out housing rehabilitation activities. May include professional services, preparation of work specifications and work write-ups, application processing, and loan processing).

Financing

	Fund Type	Grant Year	Grant	Funded Amount	Drawn In Program Year	Drawn Thru Program Year
CDBG	EN	2018	B18UC260005	\$142,550.00	\$77,086.64	\$77,086.64
	PI			\$7,450.00	\$7,450.00	\$7,450.00
Total	Total			\$150,000.00	\$84,536.64	\$84,536.64

Proposed Accomplishments

Actual Accomplishments

Number assisted:	Owner		Renter		Total		Person	
	Total	Hispanic	Total	Hispanic	Total	Hispanic	Total	Hispanic
White:	0	0	0	0	0	0	0	0
Black/African American:	0	0	0	0	0	0	0	0
Asian:	0	0	0	0	0	0	0	0
American Indian/Alaskan Native:	0	0	0	0	0	0	0	0
Native Hawaiian/Other Pacific Islander:	0	0	0	0	0	0	0	0
American Indian/Alaskan Native & White:	0	0	0	0	0	0	0	0
Asian White:	0	0	0	0	0	0	0	0
Black/African American & White:	0	0	0	0	0	0	0	0
American Indian/Alaskan Native & Black/African American:	0	0	0	0	0	0	0	0
Other multi-racial:	0	0	0	0	0	0	0	0
Asian/Pacific Islander:	0	0	0	0	0	0	0	0
Hispanic:	0	0	0	0	0	0	0	0
Total:	0	0	0	0	0	0	0	0
Female-headed Households:	0		0		0			



U.S. Department of Housing and Urban Development
Office of Community Planning and Development
Integrated Disbursement and Information System
CDBG Activity Summary Report (GPR) for Program Year 2018
MACOMB COUNTY

Date: 08-Aug-2019
Time: 12:59
Page: 77

Income Category:	Owner	Renter	Total	Person
Extremely Low	0	0	0	0
Low Mod	0	0	0	0
Moderate	0	0	0	0
Non Low Moderate	0	0	0	0
Total	0	0	0	0
Percent Low/Mod				

Annual Accomplishments

No data returned for this view. This might be because the applied filter excludes all data.



U.S. Department of Housing and Urban Development
 Office of Community Planning and Development
 Integrated Disbursement and Information System
 CDBG Activity Summary Report (GPR) for Program Year 2018
 MACOMB COUNTY

Date: 08-Aug-2019
 Time: 12:59
 Page: 78

PGM Year: 2018
 Project: 0009 - 2018 CDBG Public Services
 IDIS Activity: 3240 - 2018 Shelby Twp Senior Operations

Status: Completed 11/7/2018 12:00:00 AM Objective: Provide decent affordable housing
 Location: 51670 Van Dyke Ave Shelby Township, MI 48316-4448 Outcome: Affordability
 Matrix Code: Senior Services (05A) National Objective: LMC

Initial Funding Date: 10/18/2018

Description:
 The activity provides funding to help offset the township's cost of operating and maintaining the senior center.
 Financing

	Fund Type	Grant Year	Grant	Funded Amount	Drawn In Program Year	Drawn Thru Program Year
CDBG	EN	2018	B18UC260005	\$4,000.00	\$4,000.00	\$4,000.00
Total	Total			\$4,000.00	\$4,000.00	\$4,000.00

Proposed Accomplishments

People (General) : 1,674

Actual Accomplishments

Number assisted:	Owner		Renter		Total		Person	
	Total	Hispanic	Total	Hispanic	Total	Hispanic	Total	Hispanic
White:	0	0	0	0	0	0	1,400	0
Black/African American:	0	0	0	0	0	0	48	0
Asian:	0	0	0	0	0	0	52	0
American Indian/Alaskan Native:	0	0	0	0	0	0	0	0
Native Hawaiian/Other Pacific Islander:	0	0	0	0	0	0	0	0
American Indian/Alaskan Native & White:	0	0	0	0	0	0	0	0
Asian White:	0	0	0	0	0	0	0	0
Black/African American & White:	0	0	0	0	0	0	0	0
American Indian/Alaskan Native & Black/African American:	0	0	0	0	0	0	0	0
Other multi-racial:	0	0	0	0	0	0	67	38
Asian/Pacific Islander:	0	0	0	0	0	0	0	0
Hispanic:	0	0	0	0	0	0	0	0
Total:	0	0	0	0	0	0	1,567	38
Female-headed Households:	0		0		0			



U.S. Department of Housing and Urban Development
Office of Community Planning and Development
Integrated Disbursement and Information System
CDBG Activity Summary Report (GPR) for Program Year 2018
MACOMB COUNTY

Date: 08-Aug-2019
Time: 12:59
Page: 79

Income Category:	Owner	Renter	Total	Person
Extremely Low	0	0	0	0
Low Mod	0	0	0	0
Moderate	0	0	0	1,567
Non Low Moderate	0	0	0	0
Total	0	0	0	1,567
Percent Low/Mod				100.0%

Annual Accomplishments

Years	Accomplishment Narrative	# Benefiting
2018	Funds used to pay utilities to run the operations at the Senior Center.	



U.S. Department of Housing and Urban Development
 Office of Community Planning and Development
 Integrated Disbursement and Information System
 CDBG Activity Summary Report (GPR) for Program Year 2018
 MACOMB COUNTY

Date: 08-Aug-2019
 Time: 12:59
 Page: 80

PGM Year: 2018
 Project: 0009 - 2018 CDBG Public Services
 IDIS Activity: 3241 - 2018 Armada PAL

Status: Completed 6/17/2019 12:00:00 AM
 Location: PO Box 564 Armada, MI 48005-0564
 Objective: Create suitable living environments
 Outcome: Availability/accessibility
 Matrix Code: Youth Services (05D)
 National Objective: LMC

Initial Funding Date: 10/19/2018

Description:
 Scholarships for income eligible children to attend the camp sponsored by the Armada Police Athletic League.
 Financing

	Fund Type	Grant Year	Grant	Funded Amount	Drawn In Program Year	Drawn Thru Program Year
CDBG	EN	2018	B18UC260005	\$2,375.00	\$2,375.00	\$2,375.00
Total	Total			\$2,375.00	\$2,375.00	\$2,375.00

Proposed Accomplishments

People (General) : 7

Actual Accomplishments

Number assisted:	Owner		Renter		Total		Person	
	Total	Hispanic	Total	Hispanic	Total	Hispanic	Total	Hispanic
White:	0	0	0	0	0	0	7	0
Black/African American:	0	0	0	0	0	0	0	0
Asian:	0	0	0	0	0	0	0	0
American Indian/Alaskan Native:	0	0	0	0	0	0	0	0
Native Hawaiian/Other Pacific Islander:	0	0	0	0	0	0	0	0
American Indian/Alaskan Native & White:	0	0	0	0	0	0	0	0
Asian White:	0	0	0	0	0	0	0	0
Black/African American & White:	0	0	0	0	0	0	0	0
American Indian/Alaskan Native & Black/African American:	0	0	0	0	0	0	0	0
Other multi-racial:	0	0	0	0	0	0	1	0
Asian/Pacific Islander:	0	0	0	0	0	0	0	0
Hispanic:	0	0	0	0	0	0	0	0
Total:	0	0	0	0	0	0	8	0
Female-headed Households:	0		0		0			



U.S. Department of Housing and Urban Development
Office of Community Planning and Development
Integrated Disbursement and Information System
CDBG Activity Summary Report (GPR) for Program Year 2018
MACOMB COUNTY

Date: 08-Aug-2019
Time: 12:59
Page: 81

Income Category:	Owner	Renter	Total	Person
Extremely Low	0	0	0	2
Low Mod	0	0	0	3
Moderate	0	0	0	3
Non Low Moderate	0	0	0	0
Total	0	0	0	8
Percent Low/Mod				100.0%

Annual Accomplishments

Years	Accomplishment Narrative	# Benefiting
2018	The program assisted eight children from income eligible families with scholarships to attend camp.	



U.S. Department of Housing and Urban Development
 Office of Community Planning and Development
 Integrated Disbursement and Information System
 CDBG Activity Summary Report (GPR) for Program Year 2018
 MACOMB COUNTY

Date: 08-Aug-2019
 Time: 12:59
 Page: 82

PGM Year: 2018
 Project: 0009 - 2018 CDBG Public Services
 IDIS Activity: 3242 - 2018 Care House

Status: Open Objective: Create suitable living environments
 Location: 131 Market St Mount Clemens, MI 48043-1762 Outcome: Availability/accessibility
 Matrix Code: Abused and Neglected Children (05N) National Objective: LMC

Initial Funding Date: 10/19/2018

Description:

Care House will use CDBG funds to provide forensic interviews and family services to suspected victims of child abuse at a rate of \$600 per child.

Financing

	Fund Type	Grant Year	Grant	Funded Amount	Drawn In Program Year	Drawn Thru Program Year
CDBG	EN	2018	B18UC260005	\$24,016.84	\$15,554.34	\$15,554.34
	PI			\$2,400.00	\$2,400.00	\$2,400.00
Total	Total			\$26,416.84	\$17,954.34	\$17,954.34

Proposed Accomplishments

People (General) : 44

Actual Accomplishments

Number assisted:	Owner		Renter		Total		Person	
	Total	Hispanic	Total	Hispanic	Total	Hispanic	Total	Hispanic
White:	0	0	0	0	0	0	31	0
Black/African American:	0	0	0	0	0	0	5	0
Asian:	0	0	0	0	0	0	3	0
American Indian/Alaskan Native:	0	0	0	0	0	0	0	0
Native Hawaiian/Other Pacific Islander:	0	0	0	0	0	0	0	0
American Indian/Alaskan Native & White:	0	0	0	0	0	0	1	0
Asian White:	0	0	0	0	0	0	0	0
Black/African American & White:	0	0	0	0	0	0	4	0
American Indian/Alaskan Native & Black/African American:	0	0	0	0	0	0	0	0
Other multi-racial:	0	0	0	0	0	0	3	2
Asian/Pacific Islander:	0	0	0	0	0	0	0	0
Hispanic:	0	0	0	0	0	0	0	0
Total:	0	0	0	0	0	0	47	2
Female-headed Households:	0		0		0			

PR03 - MACOMB COUNTY

Page: 82 of 173



U.S. Department of Housing and Urban Development
Office of Community Planning and Development
Integrated Disbursement and Information System
CDBG Activity Summary Report (GPR) for Program Year 2018
MACOMB COUNTY

Date: 08-Aug-2019
Time: 12:59
Page: 83

Income Category:	Owner	Renter	Total	Person
Extremely Low	0	0	0	13
Low Mod	0	0	0	12
Moderate	0	0	0	22
Non Low Moderate	0	0	0	0
Total	0	0	0	47
Percent Low/Mod				100.0%

Annual Accomplishments

Years	Accomplishment Narrative	# Benefiting
2018	Care House used CDBG funds to provide forensic interviews and family services to suspected victims of child abuse at a rate of \$600 per child.	



U.S. Department of Housing and Urban Development
 Office of Community Planning and Development
 Integrated Disbursement and Information System
 CDBG Activity Summary Report (GPR) for Program Year 2018
 MACOMB COUNTY

Date: 08-Aug-2019
 Time: 12:59
 Page: 84

PGM Year: 2018
 Project: 0006 - 2018 CDBG Administration
 IDIS Activity: 3243 - 2018 Fair Housing Center of Metropolitan Detroit

Status: Open Objective:
 Location: , Outcome:
 Matrix Code: Fair Housing Activities (subject to 20% Admin Cap) (21D) National Objective:

Initial Funding Date: 10/19/2018

Description:
 CDBG funding will be used for investigations and training.
 Financing

	Fund Type	Grant Year	Grant	Funded Amount	Drawn In Program Year	Drawn Thru Program Year
CDBG	EN	2018	B18UC260005	\$5,000.00	\$0.00	\$0.00
Total	Total			\$5,000.00	\$0.00	\$0.00

Proposed Accomplishments

Actual Accomplishments

Number assisted:	Owner		Renter		Total		Person	
	Total	Hispanic	Total	Hispanic	Total	Hispanic	Total	Hispanic
White:					0	0		
Black/African American:					0	0		
Asian:					0	0		
American Indian/Alaskan Native:					0	0		
Native Hawaiian/Other Pacific Islander:					0	0		
American Indian/Alaskan Native & White:					0	0		
Asian White:					0	0		
Black/African American & White:					0	0		
American Indian/Alaskan Native & Black/African American:					0	0		
Other multi-racial:					0	0		
Asian/Pacific Islander:					0	0		
Hispanic:					0	0		
Total:	0	0	0	0	0	0	0	0
Female-headed Households:					0			

Income Category: Owner Renter Total Person

PR03 - MACOMB COUNTY

Page: 84 of 173



U.S. Department of Housing and Urban Development
Office of Community Planning and Development
Integrated Disbursement and Information System
CDBG Activity Summary Report (GPR) for Program Year 2018
MACOMB COUNTY

Date: 08-Aug-2019
Time: 12:59
Page: 85

Extremely Low			0	
Low Mod			0	
Moderate			0	
Non Low Moderate			0	
Total	0	0	0	0
Percent Low/Mod				

Annual Accomplishments

No data returned for this view. This might be because the applied filter excludes all data.



U.S. Department of Housing and Urban Development
 Office of Community Planning and Development
 Integrated Disbursement and Information System
 CDBG Activity Summary Report (GPR) for Program Year 2018
 MACOMB COUNTY

Date: 08-Aug-2019
 Time: 12:59
 Page: 86

PGM Year: 2018
 Project: 0009 - 2018 CDBG Public Services
 IDIS Activity: 3244 - 2018 Helping Hands Gifts

Status: Completed 3/7/2019 12:00:00 AM Objective: Create suitable living environments
 Location: PO Box 182527 Shelby Township, MI 48318-2527 Outcome: Availability/accessibility
 Matrix Code: Youth Services (05D) National Objective: LMC

Initial Funding Date: 10/19/2018

Description:
 Helping Hands Gifts will provide food baskets at Christmas to income eligible families.
 Financing

	Fund Type	Grant Year	Grant	Funded Amount	Drawn In Program Year	Drawn Thru Program Year
CDBG	EN	2018	B18UC260005	\$1,800.00	\$1,800.00	\$1,800.00
Total	Total			\$1,800.00	\$1,800.00	\$1,800.00

Proposed Accomplishments

People (General) : 100

Actual Accomplishments

Number assisted:	Owner		Renter		Total		Person	
	Total	Hispanic	Total	Hispanic	Total	Hispanic	Total	Hispanic
White:	0	0	0	0	0	0	67	0
Black/African American:	0	0	0	0	0	0	21	0
Asian:	0	0	0	0	0	0	0	0
American Indian/Alaskan Native:	0	0	0	0	0	0	0	0
Native Hawaiian/Other Pacific Islander:	0	0	0	0	0	0	0	0
American Indian/Alaskan Native & White:	0	0	0	0	0	0	0	0
Asian White:	0	0	0	0	0	0	2	0
Black/African American & White:	0	0	0	0	0	0	0	0
American Indian/Alaskan Native & Black/African American:	0	0	0	0	0	0	0	0
Other multi-racial:	0	0	0	0	0	0	0	0
Asian/Pacific Islander:	0	0	0	0	0	0	0	0
Hispanic:	0	0	0	0	0	0	0	0
Total:	0	0	0	0	0	0	90	0
Female-headed Households:	0		0		0			



U.S. Department of Housing and Urban Development
Office of Community Planning and Development
Integrated Disbursement and Information System
CDBG Activity Summary Report (GPR) for Program Year 2018
MACOMB COUNTY

Date: 08-Aug-2019
Time: 12:59
Page: 87

Income Category:	Owner	Renter	Total	Person
Extremely Low	0	0	0	57
Low Mod	0	0	0	33
Moderate	0	0	0	0
Non Low Moderate	0	0	0	0
Total	0	0	0	90
Percent Low/Mod				100.0%

Annual Accomplishments

Years	Accomplishment Narrative	# Benefiting
2018	90 people/20 families received holiday food baskets.	



U.S. Department of Housing and Urban Development
 Office of Community Planning and Development
 Integrated Disbursement and Information System
 CDBG Activity Summary Report (GPR) for Program Year 2018
 MACOMB COUNTY

Date: 08-Aug-2019
 Time: 12:59
 Page: 88

PGM Year: 2018
 Project: 0006 - 2018 CDBG Administration
 IDIS Activity: 3245 - 2018 Macomb Homeless Coalition

Status: Completed 3/7/2019 12:00:00 AM
 Location: ,
 Objective:
 Outcome:
 Matrix Code: Planning (20)
 National Objective:

Initial Funding Date: 10/19/2018

Description:
 The Macomb Homeless Coalition will use the funds for general program administration that benefits the CDBG program.
 Financing

	Fund Type	Grant Year	Grant	Funded Amount	Drawn In Program Year	Drawn Thru Program Year
CDBG	EN	2018	B18UC260005	\$8,162.00	\$8,162.00	\$8,162.00
Total	Total			\$8,162.00	\$8,162.00	\$8,162.00

Proposed Accomplishments

Actual Accomplishments

Number assisted:	Owner		Renter		Total		Person	
	Total	Hispanic	Total	Hispanic	Total	Hispanic	Total	Hispanic
White:					0	0		
Black/African American:					0	0		
Asian:					0	0		
American Indian/Alaskan Native:					0	0		
Native Hawaiian/Other Pacific Islander:					0	0		
American Indian/Alaskan Native & White:					0	0		
Asian White:					0	0		
Black/African American & White:					0	0		
American Indian/Alaskan Native & Black/African American:					0	0		
Other multi-racial:					0	0		
Asian/Pacific Islander:					0	0		
Hispanic:					0	0		
Total:	0	0	0	0	0	0	0	0
Female-headed Households:					0			

Income Category: Owner Renter Total Person



U.S. Department of Housing and Urban Development
Office of Community Planning and Development
Integrated Disbursement and Information System
CDBG Activity Summary Report (GPR) for Program Year 2018
MACOMB COUNTY

Date: 08-Aug-2019
Time: 12:59
Page: 89

Extremely Low			0	
Low Mod			0	
Moderate			0	
Non Low Moderate			0	
Total	0	0	0	0
Percent Low/Mod				

Annual Accomplishments

No data returned for this view. This might be because the applied filter excludes all data.



U.S. Department of Housing and Urban Development
 Office of Community Planning and Development
 Integrated Disbursement and Information System
 CDBG Activity Summary Report (GPR) for Program Year 2018
 MACOMB COUNTY

Date: 08-Aug-2019
 Time: 12:59
 Page: 90

PGM Year: 2018
 Project: 0009 - 2018 CDBG Public Services
 IDIS Activity: 3246 - 2018 Macomb County Warming Center

Status: Completed 7/10/2019 12:00:00 AM
 Location: 2 Crocker Blvd Ste 201 Mount Clemens, MI 48043-2558
 Objective: Create suitable living environments
 Outcome: Availability/accessibility
 Matrix Code: Operating Costs of Homeless/AIDS Patients Programs (03T)
 National Objective: LMC

Initial Funding Date: 10/19/2018

Description:
 The Macomb County Warming Center will provide night time shelter to the homeless for the winter months.
 Financing

	Fund Type	Grant Year	Grant	Funded Amount	Drawn In Program Year	Drawn Thru Program Year
CDBG	EN	2018	B18UC260005	\$4,500.00	\$3,499.94	\$3,499.94
Total	Total			\$4,500.00	\$3,499.94	\$3,499.94

Proposed Accomplishments

People (General) : 38

Actual Accomplishments

Number assisted:	Owner		Renter		Total		Person	
	Total	Hispanic	Total	Hispanic	Total	Hispanic	Total	Hispanic
White:	0	0	0	0	0	0	56	1
Black/African American:	0	0	0	0	0	0	30	0
Asian:	0	0	0	0	0	0	0	0
American Indian/Alaskan Native:	0	0	0	0	0	0	0	0
Native Hawaiian/Other Pacific Islander:	0	0	0	0	0	0	0	0
American Indian/Alaskan Native & White:	0	0	0	0	0	0	0	0
Asian White:	0	0	0	0	0	0	0	0
Black/African American & White:	0	0	0	0	0	0	0	0
American Indian/Alaskan Native & Black/African American:	0	0	0	0	0	0	0	0
Other multi-racial:	0	0	0	0	0	0	0	0
Asian/Pacific Islander:	0	0	0	0	0	0	0	0
Hispanic:	0	0	0	0	0	0	0	0
Total:	0	0	0	0	0	0	86	1
Female-headed Households:	0		0		0			



U.S. Department of Housing and Urban Development
Office of Community Planning and Development
Integrated Disbursement and Information System
CDBG Activity Summary Report (GPR) for Program Year 2018
MACOMB COUNTY

Date: 08-Aug-2019
Time: 12:59
Page: 91

Income Category:	Owner	Renter	Total	Person
Extremely Low	0	0	0	86
Low Mod	0	0	0	0
Moderate	0	0	0	0
Non Low Moderate	0	0	0	0
Total	0	0	0	86
Percent Low/Mod				100.0%

Annual Accomplishments

Years	Accomplishment Narrative	# Benefiting
2018	86 people were provided with emergency night time shelter. Please see activity #3277 for additional people that may have been served with NOFA funding. These people were not reported so there would not be duplicate people served.	



U.S. Department of Housing and Urban Development
 Office of Community Planning and Development
 Integrated Disbursement and Information System
 CDBG Activity Summary Report (GPR) for Program Year 2018
 MACOMB COUNTY

Date: 08-Aug-2019
 Time: 12:59
 Page: 92

PGM Year: 2018
 Project: 0009 - 2018 CDBG Public Services
 IDIS Activity: 3247 - 2018 MCA Senior Chore Program

Status: Open Objective: Create suitable living environments
 Location: 21885 Dunham Rd Ste 10 Clinton Township, MI 48036-1030 Outcome: Sustainability
 Matrix Code: Senior Services (05A) National Objective: LMC

Initial Funding Date: 10/19/2018

Description:
 Lawn cutting, snow removal and odd jobs will be done for low income seniors and persons with disabilities.
 Financing

	Fund Type	Grant Year	Grant	Funded Amount	Drawn In Program Year	Drawn Thru Program Year
CDBG	EN	2018	B18UC260005	\$48,394.84	\$32,268.53	\$32,268.53
	PI			\$5,955.16	\$5,955.16	\$5,955.16
Total	Total			\$54,350.00	\$38,223.69	\$38,223.69

Proposed Accomplishments
 People (General) : 150

Actual Accomplishments

Number assisted:	Owner		Renter		Total		Person	
	Total	Hispanic	Total	Hispanic	Total	Hispanic	Total	Hispanic
White:	0	0	0	0	0	0	169	0
Black/African American:	0	0	0	0	0	0	20	0
Asian:	0	0	0	0	0	0	0	0
American Indian/Alaskan Native:	0	0	0	0	0	0	1	0
Native Hawaiian/Other Pacific Islander:	0	0	0	0	0	0	0	0
American Indian/Alaskan Native & White:	0	0	0	0	0	0	0	0
Asian White:	0	0	0	0	0	0	0	0
Black/African American & White:	0	0	0	0	0	0	0	0
American Indian/Alaskan Native & Black/African American:	0	0	0	0	0	0	0	0
Other multi-racial:	0	0	0	0	0	0	0	0
Asian/Pacific Islander:	0	0	0	0	0	0	0	0
Hispanic:	0	0	0	0	0	0	0	0
Total:	0	0	0	0	0	0	190	0
Female-headed Households:	0		0		0			

PR03 - MACOMB COUNTY

Page: 92 of 173



U.S. Department of Housing and Urban Development
Office of Community Planning and Development
Integrated Disbursement and Information System
CDBG Activity Summary Report (GPR) for Program Year 2018
MACOMB COUNTY

Date: 08-Aug-2019
Time: 12:59
Page: 93

Income Category:	Owner	Renter	Total	Person
Extremely Low	0	0	0	0
Low Mod	0	0	0	136
Moderate	0	0	0	54
Non Low Moderate	0	0	0	0
Total	0	0	0	190
Percent Low/Mod				100.0%

Annual Accomplishments

Years	Accomplishment Narrative	# Benefiting
2018	During the program year, 190 LMI seniors and people with disabilities were assisted with chore services.	



U.S. Department of Housing and Urban Development
 Office of Community Planning and Development
 Integrated Disbursement and Information System
 CDBG Activity Summary Report (GPR) for Program Year 2018
 MACOMB COUNTY

Date: 08-Aug-2019
 Time: 12:59
 Page: 94

PGM Year: 2018
 Project: 0009 - 2018 CDBG Public Services
 IDIS Activity: 3248 - 2018 MCREST

Status: Open Objective: Create suitable living environments
 Location: 20415 Erin St Roseville, MI 48066-4535 Outcome: Availability/accessibility
 Matrix Code: Operating Costs of Homeless/AIDS Patients Programs (03T) National Objective: LMC

Initial Funding Date: 10/19/2018

Description:
 Funds will be used to shelter homeless people through a program which rotates through churches weekly.
 The cost of each shelter night is \$9.
 Financing

	Fund Type	Grant Year	Grant	Funded Amount	Drawn In Program Year	Drawn Thru Program Year
CDBG	EN	2018	B18UC260005	\$11,257.00	\$10,757.00	\$10,757.00
Total	Total			\$11,257.00	\$10,757.00	\$10,757.00

Proposed Accomplishments
 People (General) : 103

Actual Accomplishments

Number assisted:	Owner		Renter		Total		Person	
	Total	Hispanic	Total	Hispanic	Total	Hispanic	Total	Hispanic
White:	0	0	0	0	0	0	121	0
Black/African American:	0	0	0	0	0	0	135	0
Asian:	0	0	0	0	0	0	0	0
American Indian/Alaskan Native:	0	0	0	0	0	0	0	0
Native Hawaiian/Other Pacific Islander:	0	0	0	0	0	0	0	0
American Indian/Alaskan Native & White:	0	0	0	0	0	0	0	0
Asian White:	0	0	0	0	0	0	0	0
Black/African American & White:	0	0	0	0	0	0	0	0
American Indian/Alaskan Native & Black/African American:	0	0	0	0	0	0	0	0
Other multi-racial:	0	0	0	0	0	0	10	0
Asian/Pacific Islander:	0	0	0	0	0	0	0	0
Hispanic:	0	0	0	0	0	0	0	0
Total:	0	0	0	0	0	0	266	0
Female-headed Households:	0		0		0			

PR03 - MACOMB COUNTY

Page: 94 of 173



U.S. Department of Housing and Urban Development
Office of Community Planning and Development
Integrated Disbursement and Information System
CDBG Activity Summary Report (GPR) for Program Year 2018
MACOMB COUNTY

Date: 08-Aug-2019
Time: 12:59
Page: 95

Income Category:	Owner	Renter	Total	Person
Extremely Low	0	0	0	266
Low Mod	0	0	0	0
Moderate	0	0	0	0
Non Low Moderate	0	0	0	0
Total	0	0	0	266
Percent Low/Mod				100.0%

Annual Accomplishments

Years	Accomplishment Narrative	# Benefiting
2018	266 homeless people were provided with shelter. Please see activity #3278 for additional people that may have been served with NOFA funding. These people were not reported so there would not be duplicate people served.	



U.S. Department of Housing and Urban Development
 Office of Community Planning and Development
 Integrated Disbursement and Information System
 CDBG Activity Summary Report (GPR) for Program Year 2018
 MACOMB COUNTY

Date: 08-Aug-2019
 Time: 12:59
 Page: 96

PGM Year: 2018
 Project: 0009 - 2018 CDBG Public Services
 IDIS Activity: 3249 - 2018 Samaritan House

Status: Completed 5/8/2019 12:00:00 AM
 Location: 62324 Van Dyke Rd Washington, MI 48094-1621
 Objective: Create suitable living environments
 Outcome: Availability/accessibility
 Matrix Code: Food Banks (05W)
 National Objective: LMC

Initial Funding Date: 10/19/2018

Description:
 CDBG funds will be used to provide 7-10 days of emergency food to LMI persons through the sub-grantee's food bank.
 Financing

	Fund Type	Grant Year	Grant	Funded Amount	Drawn In Program Year	Drawn Thru Program Year
CDBG	EN	2018	B18UC260005	\$9,068.18	\$9,068.18	\$9,068.18
	PI			\$58.82	\$58.82	\$58.82
Total	Total			\$9,127.00	\$9,127.00	\$9,127.00

Proposed Accomplishments

People (General) : 200

Actual Accomplishments

Number assisted:	Owner		Renter		Total		Person	
	Total	Hispanic	Total	Hispanic	Total	Hispanic	Total	Hispanic
White:	0	0	0	0	0	0	414	60
Black/African American:	0	0	0	0	0	0	38	0
Asian:	0	0	0	0	0	0	4	0
American Indian/Alaskan Native:	0	0	0	0	0	0	2	0
Native Hawaiian/Other Pacific Islander:	0	0	0	0	0	0	0	0
American Indian/Alaskan Native & White:	0	0	0	0	0	0	0	0
Asian White:	0	0	0	0	0	0	0	0
Black/African American & White:	0	0	0	0	0	0	4	0
American Indian/Alaskan Native & Black/African American:	0	0	0	0	0	0	0	0
Other multi-racial:	0	0	0	0	0	0	5	0
Asian/Pacific Islander:	0	0	0	0	0	0	0	0
Hispanic:	0	0	0	0	0	0	0	0
Total:	0	0	0	0	0	0	467	60
Female-headed Households:	0		0		0			

PR03 - MACOMB COUNTY

Page: 96 of 173



U.S. Department of Housing and Urban Development
Office of Community Planning and Development
Integrated Disbursement and Information System
CDBG Activity Summary Report (GPR) for Program Year 2018
MACOMB COUNTY

Date: 08-Aug-2019
Time: 12:59
Page: 97

Income Category:	Owner	Renter	Total	Person
Extremely Low	0	0	0	321
Low Mod	0	0	0	121
Moderate	0	0	0	25
Non Low Moderate	0	0	0	0
Total	0	0	0	467
Percent Low/Mod				100.0%

Annual Accomplishments

Years	Accomplishment Narrative	# Benefiting
2018	467 people were provided with emergency food. Please see activity #3272 for additional people that may have been served with NOFA funding. These people were not reported so there would not be duplicate people served.	



U.S. Department of Housing and Urban Development
 Office of Community Planning and Development
 Integrated Disbursement and Information System
 CDBG Activity Summary Report (GPR) for Program Year 2018
 MACOMB COUNTY

Date: 08-Aug-2019
 Time: 12:59
 Page: 98

PGM Year: 2018
 Project: 0009 - 2018 CDBG Public Services
 IDIS Activity: 3250 - Shelby Township Lions Club

Status: Completed 3/7/2019 12:00:00 AM Objective: Create suitable living environments
 Location: PO Box 182075 Shelby Township, MI 48318-2075 Outcome: Availability/accessibility
 Matrix Code: Food Banks (05W) National Objective: LMC

Initial Funding Date: 10/19/2018

Description:

The Shelby Township Lions Club will use CDBG funds to purchase food to distribute to LMI families in Christmas Baskets.

Financing

	Fund Type	Grant Year	Grant	Funded Amount	Drawn In Program Year	Drawn Thru Program Year
CDBG	EN	2018	B18UC260005	\$4,992.47	\$4,992.47	\$4,992.47
Total	Total			\$4,992.47	\$4,992.47	\$4,992.47

Proposed Accomplishments

People (General) : 456

Actual Accomplishments

Number assisted:

	Owner		Renter		Total		Person	
	Total	Hispanic	Total	Hispanic	Total	Hispanic	Total	Hispanic
White:	0	0	0	0	0	0	154	23
Black/African American:	0	0	0	0	0	0	23	0
Asian:	0	0	0	0	0	0	2	0
American Indian/Alaskan Native:	0	0	0	0	0	0	0	0
Native Hawaiian/Other Pacific Islander:	0	0	0	0	0	0	0	0
American Indian/Alaskan Native & White:	0	0	0	0	0	0	3	0
Asian White:	0	0	0	0	0	0	0	0
Black/African American & White:	0	0	0	0	0	0	8	0
American Indian/Alaskan Native & Black/African American:	0	0	0	0	0	0	0	0
Other multi-racial:	0	0	0	0	0	0	13	0
Asian/Pacific Islander:	0	0	0	0	0	0	0	0
Hispanic:	0	0	0	0	0	0	0	0
Total:	0	0	0	0	0	0	203	23
Female-headed Households:	0		0		0			



U.S. Department of Housing and Urban Development
Office of Community Planning and Development
Integrated Disbursement and Information System
CDBG Activity Summary Report (GPR) for Program Year 2018
MACOMB COUNTY

Date: 08-Aug-2019
Time: 12:59
Page: 99

Income Category:	Owner	Renter	Total	Person
Extremely Low	0	0	0	135
Low Mod	0	0	0	46
Moderate	0	0	0	22
Non Low Moderate	0	0	0	0
Total	0	0	0	203
Percent Low/Mod				100.0%

Annual Accomplishments

Years	Accomplishment Narrative	# Benefiting
2018	203 people/50 households benefited from holiday food baskets.	



U.S. Department of Housing and Urban Development
 Office of Community Planning and Development
 Integrated Disbursement and Information System
 CDBG Activity Summary Report (GPR) for Program Year 2018
 MACOMB COUNTY

Date: 08-Aug-2019
 Time: 12:59
 Page: 100

PGM Year: 2018
 Project: 0009 - 2018 CDBG Public Services
 IDIS Activity: 3251 - 2018 Society of St. Vincent DePaul

Status: Completed 3/7/2019 12:00:00 AM
 Location: 3000 Gratiot Ave Detroit, MI 48207-2372
 Objective: Create suitable living environments
 Outcome: Sustainability
 Matrix Code: Other Public Services Not Listed in 05A-05Y, 03T (05Z)
 National Objective: LMC

Initial Funding Date: 10/19/2018

Description:
 PROVIDE FOOD, SHELTER, AND OTHER EMERGENCY ASSISTANCE TO LMI PERSONS WHO ARE AT RISK OF BECOMING HOMELESS.
 PROGRAM ADMINISTERED BY ST VINCENT DE PAUL.

	Fund Type	Grant Year	Grant	Funded Amount	Drawn In Program Year	Drawn Thru Program Year
CDBG	EN	2018	B18UC260005	\$3,592.00	\$3,592.00	\$3,592.00
Total	Total			\$3,592.00	\$3,592.00	\$3,592.00

Proposed Accomplishments

People (General) : 28

Actual Accomplishments

Number assisted:	Owner		Renter		Total		Person	
	Total	Hispanic	Total	Hispanic	Total	Hispanic	Total	Hispanic
White:	0	0	0	0	0	0	14	0
Black/African American:	0	0	0	0	0	0	20	0
Asian:	0	0	0	0	0	0	0	0
American Indian/Alaskan Native:	0	0	0	0	0	0	0	0
Native Hawaiian/Other Pacific Islander:	0	0	0	0	0	0	0	0
American Indian/Alaskan Native & White:	0	0	0	0	0	0	0	0
Asian White:	0	0	0	0	0	0	0	0
Black/African American & White:	0	0	0	0	0	0	0	0
American Indian/Alaskan Native & Black/African American:	0	0	0	0	0	0	0	0
Other multi-racial:	0	0	0	0	0	0	0	0
Asian/Pacific Islander:	0	0	0	0	0	0	0	0
Hispanic:	0	0	0	0	0	0	0	0
Total:	0	0	0	0	0	0	34	0
Female-headed Households:	0		0		0			



U.S. Department of Housing and Urban Development
Office of Community Planning and Development
Integrated Disbursement and Information System
CDBG Activity Summary Report (GPR) for Program Year 2018
MACOMB COUNTY

Date: 08-Aug-2019
Time: 12:59
Page: 101

Income Category:	Owner	Renter	Total	Person
Extremely Low	0	0	0	21
Low Mod	0	0	0	13
Moderate	0	0	0	0
Non Low Moderate	0	0	0	0
Total	0	0	0	34
Percent Low/Mod				100.0%

Annual Accomplishments

Years	Accomplishment Narrative	# Benefiting
2018	The program assisted 34 people with rental, mortgage and utility arrearages.	



U.S. Department of Housing and Urban Development
 Office of Community Planning and Development
 Integrated Disbursement and Information System
 CDBG Activity Summary Report (GPR) for Program Year 2018
 MACOMB COUNTY

Date: 08-Aug-2019
 Time: 12:59
 Page: 102

PGM Year: 2018
 Project: 0009 - 2018 CDBG Public Services
 IDIS Activity: 3252 - 2018 Wigs 4 Kids

Status: Completed 7/10/2019 12:00:00 AM Objective: Create suitable living environments
 Location: 30126 Harper Ave St Clair Shores, MI 48082-1648 Outcome: Availability/accessibility
 Matrix Code: Youth Services (05D) National Objective: LMC

Initial Funding Date: 10/19/2018

Description:
 Provide wigs to children from income eligible families that are experiencing hair loss due to medical issues.
 Financing

	Fund Type	Grant Year	Grant	Funded Amount	Drawn In Program Year	Drawn Thru Program Year
CDBG	EN	2018	B18UC260005	\$3,000.00	\$1,000.00	\$1,000.00
Total	Total			\$3,000.00	\$1,000.00	\$1,000.00

Proposed Accomplishments

People (General) : 5

Actual Accomplishments

Number assisted:	Owner		Renter		Total		Person	
	Total	Hispanic	Total	Hispanic	Total	Hispanic	Total	Hispanic
White:	0	0	0	0	0	0	2	0
Black/African American:	0	0	0	0	0	0	1	0
Asian:	0	0	0	0	0	0	0	0
American Indian/Alaskan Native:	0	0	0	0	0	0	0	0
Native Hawaiian/Other Pacific Islander:	0	0	0	0	0	0	0	0
American Indian/Alaskan Native & White:	0	0	0	0	0	0	0	0
Asian White:	0	0	0	0	0	0	0	0
Black/African American & White:	0	0	0	0	0	0	0	0
American Indian/Alaskan Native & Black/African American:	0	0	0	0	0	0	0	0
Other multi-racial:	0	0	0	0	0	0	0	0
Asian/Pacific Islander:	0	0	0	0	0	0	0	0
Hispanic:	0	0	0	0	0	0	0	0
Total:	0	0	0	0	0	0	3	0
Female-headed Households:	0		0		0			



U.S. Department of Housing and Urban Development
Office of Community Planning and Development
Integrated Disbursement and Information System
CDBG Activity Summary Report (GPR) for Program Year 2018
MACOMB COUNTY

Date: 08-Aug-2019
Time: 12:59
Page: 103

Income Category:	Owner	Renter	Total	Person
Extremely Low	0	0	0	1
Low Mod	0	0	0	0
Moderate	0	0	0	2
Non Low Moderate	0	0	0	0
Total	0	0	0	3
Percent Low/Mod				100.0%

Annual Accomplishments

Years	Accomplishment Narrative	# Benefiting
2018	Provided 3 children with alopecia or cancer with a wig.	



U.S. Department of Housing and Urban Development
 Office of Community Planning and Development
 Integrated Disbursement and Information System
 CDBG Activity Summary Report (GPR) for Program Year 2018
 MACOMB COUNTY

Date: 08-Aug-2019
 Time: 12:59
 Page: 104

PGM Year: 2018
 Project: 0009 - 2018 CDBG Public Services
 IDIS Activity: 3253 - 2018 Turning Point

Status: Open
 Location: PO Box 1123 Mount Clemens, MI 48046-1123
 Objective: Create suitable living environments
 Outcome: Availability/accessibility
 Matrix Code: Services for victims of domestic violence, dating violence, sexual assault or stalking (05G)
 National Objective: LMC

Initial Funding Date: 10/19/2018

Description:
 Turning Point provides shelter to women who are homeless due to domestic violence and/or sexual assault.
 Funding will be used to provide shelter nights.
 Financing

	Fund Type	Grant Year	Grant	Funded Amount	Drawn In Program Year	Drawn Thru Program Year
CDBG	EN	2018	B18UC260005	\$11,956.83	\$8,523.33	\$8,523.33
Total	Total			\$11,956.83	\$8,523.33	\$8,523.33

Proposed Accomplishments
 People (General) : 30

Actual Accomplishments

Number assisted:	Owner		Renter		Total		Person	
	Total	Hispanic	Total	Hispanic	Total	Hispanic	Total	Hispanic
White:	0	0	0	0	0	0	10	0
Black/African American:	0	0	0	0	0	0	7	0
Asian:	0	0	0	0	0	0	0	0
American Indian/Alaskan Native:	0	0	0	0	0	0	0	0
Native Hawaiian/Other Pacific Islander:	0	0	0	0	0	0	0	0
American Indian/Alaskan Native & White:	0	0	0	0	0	0	0	0
Asian White:	0	0	0	0	0	0	0	0
Black/African American & White:	0	0	0	0	0	0	0	0
American Indian/Alaskan Native & Black/African American:	0	0	0	0	0	0	0	0
Other multi-racial:	0	0	0	0	0	0	7	0
Asian/Pacific Islander:	0	0	0	0	0	0	0	0
Hispanic:	0	0	0	0	0	0	0	0
Total:	0	0	0	0	0	0	24	0
Female-headed Households:	0		0		0			

PR03 - MACOMB COUNTY

Page: 104 of 173



U.S. Department of Housing and Urban Development
Office of Community Planning and Development
Integrated Disbursement and Information System
CDBG Activity Summary Report (GPR) for Program Year 2018
MACOMB COUNTY

Date: 08-Aug-2019
Time: 12:59
Page: 105

Income Category:	Owner	Renter	Total	Person
Extremely Low	0	0	0	22
Low Mod	0	0	0	2
Moderate	0	0	0	0
Non Low Moderate	0	0	0	0
Total	0	0	0	24
Percent Low/Mod				100.0%

Annual Accomplishments

Years	Accomplishment Narrative	# Benefiting
2018	Provided 24 victims of domestic violence and/or sexual assault with shelter. Accomplishment level differed from the number of proposed units because the number of shelter nights provided to each person varied.	



U.S. Department of Housing and Urban Development
 Office of Community Planning and Development
 Integrated Disbursement and Information System
 CDBG Activity Summary Report (GPR) for Program Year 2018
 MACOMB COUNTY

Date: 08-Aug-2019
 Time: 12:59
 Page: 106

PGM Year: 2018
 Project: 0009 - 2018 CDBG Public Services
 IDIS Activity: 3254 - 2018 Detroit Rescue Mission - Lighthouse Food Bank

Status: Open Objective: Create suitable living environments
 Location: 28571 Gratiot Ave Roseville, MI 48066-4211 Outcome: Availability/accessibility
 Matrix Code: Food Banks (05W) National Objective: LMC

Initial Funding Date: 10/19/2018

Description:
 Detroit Rescue Mission - Lighthouse Food Bank provides food to families in need.
 The CDBG funding will be used to pay for intake worker wages.

	Fund Type	Grant Year	Grant	Funded Amount	Drawn In Program Year	Drawn Thru Program Year
CDBG	EN	2018	B18UC260005	\$2,107.00	\$925.00	\$925.00
Total	Total			\$2,107.00	\$925.00	\$925.00

Proposed Accomplishments
 People (General) : 263

Actual Accomplishments

Number assisted:	Owner		Renter		Total		Person	
	Total	Hispanic	Total	Hispanic	Total	Hispanic	Total	Hispanic
White:	0	0	0	0	0	0	340	0
Black/African American:	0	0	0	0	0	0	211	0
Asian:	0	0	0	0	0	0	0	0
American Indian/Alaskan Native:	0	0	0	0	0	0	0	0
Native Hawaiian/Other Pacific Islander:	0	0	0	0	0	0	0	0
American Indian/Alaskan Native & White:	0	0	0	0	0	0	3	0
Asian White:	0	0	0	0	0	0	0	0
Black/African American & White:	0	0	0	0	0	0	0	0
American Indian/Alaskan Native & Black/African American:	0	0	0	0	0	0	0	0
Other multi-racial:	0	0	0	0	0	0	22	0
Asian/Pacific Islander:	0	0	0	0	0	0	0	0
Hispanic:	0	0	0	0	0	0	0	0
Total:	0	0	0	0	0	0	576	0
Female-headed Households:	0		0		0			

PR03 - MACOMB COUNTY

Page: 106 of 173



U.S. Department of Housing and Urban Development
Office of Community Planning and Development
Integrated Disbursement and Information System
CDBG Activity Summary Report (GPR) for Program Year 2018
MACOMB COUNTY

Date: 08-Aug-2019
Time: 12:59
Page: 107

Income Category:	Owner	Renter	Total	Person
Extremely Low	0	0	0	508
Low Mod	0	0	0	49
Moderate	0	0	0	19
Non Low Moderate	0	0	0	0
Total	0	0	0	576
Percent Low/Mod				100.0%

Annual Accomplishments

Years	Accomplishment Narrative	# Benefiting
2018	576 people received food services and referrals.	



U.S. Department of Housing and Urban Development
 Office of Community Planning and Development
 Integrated Disbursement and Information System
 CDBG Activity Summary Report (GPR) for Program Year 2018
 MACOMB COUNTY

Date: 08-Aug-2019
 Time: 12:59
 Page: 108

PGM Year: 2018
 Project: 0009 - 2018 CDBG Public Services
 IDIS Activity: 3255 - Interfaith Volunteer Caregivers - Safe at Home

Status: Open Objective: Create suitable living environments
 Location: 8075 Ritter Center Line, MI 48015-1430 Outcome: Sustainability
 Matrix Code: Senior Services (05A) National Objective: LMC

Initial Funding Date: 10/19/2018

Description:
 Provide administration and program support for the chore service program which provides services to seniors and physically challenged adults to help them remain safely in their home.
 Financing

	Fund Type	Grant Year	Grant	Funded Amount	Drawn In Program Year	Drawn Thru Program Year
CDBG	EN	2018	B18UC260005	\$3,489.00	\$568.54	\$568.54
Total	Total			\$3,489.00	\$568.54	\$568.54

Proposed Accomplishments

People (General) : 29

Actual Accomplishments

Number assisted:	Owner		Renter		Total		Person	
	Total	Hispanic	Total	Hispanic	Total	Hispanic	Total	Hispanic
White:	0	0	0	0	0	0	30	0
Black/African American:	0	0	0	0	0	0	3	0
Asian:	0	0	0	0	0	0	0	0
American Indian/Alaskan Native:	0	0	0	0	0	0	1	0
Native Hawaiian/Other Pacific Islander:	0	0	0	0	0	0	0	0
American Indian/Alaskan Native & White:	0	0	0	0	0	0	0	0
Asian White:	0	0	0	0	0	0	1	0
Black/African American & White:	0	0	0	0	0	0	0	0
American Indian/Alaskan Native & Black/African American:	0	0	0	0	0	0	0	0
Other multi-racial:	0	0	0	0	0	0	2	0
Asian/Pacific Islander:	0	0	0	0	0	0	0	0
Hispanic:	0	0	0	0	0	0	0	0
Total:	0	0	0	0	0	0	37	0
Female-headed Households:	0		0		0			



U.S. Department of Housing and Urban Development
Office of Community Planning and Development
Integrated Disbursement and Information System
CDBG Activity Summary Report (GPR) for Program Year 2018
MACOMB COUNTY

Date: 08-Aug-2019
Time: 12:59
Page: 109

Income Category:	Owner	Renter	Total	Person
Extremely Low	0	0	0	10
Low Mod	0	0	0	24
Moderate	0	0	0	3
Non Low Moderate	0	0	0	0
Total	0	0	0	37
Percent Low/Mod				100.0%

Annual Accomplishments

Years	Accomplishment Narrative	# Benefiting
2018	Interfaith Volunteer Caregivers assisted 37 LMI people through their chore service program. Funds were used to pay for administering the chore program.	



U.S. Department of Housing and Urban Development
 Office of Community Planning and Development
 Integrated Disbursement and Information System
 CDBG Activity Summary Report (GPR) for Program Year 2018
 MACOMB COUNTY

Date: 08-Aug-2019
 Time: 12:59
 Page: 110

PGM Year: 2018
 Project: 0009 - 2018 CDBG Public Services
 IDIS Activity: 3261 - 2018 Macomb Township Senior Center Activities

Status: Open Objective: Create suitable living environments
 Location: 51210 Alma Rd Macomb Township, MI 48042-5689 Outcome: Availability/accessibility
 Matrix Code: Senior Services (05A) National Objective: LMC

Initial Funding Date: 11/20/2018

Description:

Funding to be used for wages, building services, maintenance, and miscellaneous equipment and services.
 Supplies and refreshments for senior citizen programs and events as applicable, eligible, and not funded by other outside means may also be charged to this activity.
 Financing

	Fund Type	Grant Year	Grant	Funded Amount	Drawn In Program Year	Drawn Thru Program Year
CDBG	EN	2018	B18UC260005	\$15,712.82	\$14,688.62	\$14,688.62
	PI			\$9,287.18	\$9,287.18	\$9,287.18
Total	Total			\$25,000.00	\$23,975.80	\$23,975.80

Proposed Accomplishments

People (General) : 445

Actual Accomplishments

Number assisted:

	Owner		Renter		Total		Person	
	Total	Hispanic	Total	Hispanic	Total	Hispanic	Total	Hispanic
White:	0	0	0	0	0	0	557	0
Black/African American:	0	0	0	0	0	0	2	0
Asian:	0	0	0	0	0	0	2	0
American Indian/Alaskan Native:	0	0	0	0	0	0	0	0
Native Hawaiian/Other Pacific Islander:	0	0	0	0	0	0	1	0
American Indian/Alaskan Native & White:	0	0	0	0	0	0	0	0
Asian White:	0	0	0	0	0	0	0	0
Black/African American & White:	0	0	0	0	0	0	0	0
American Indian/Alaskan Native & Black/African American:	0	0	0	0	0	0	0	0
Other multi-racial:	0	0	0	0	0	0	1	0
Asian/Pacific Islander:	0	0	0	0	0	0	0	0
Hispanic:	0	0	0	0	0	0	0	0
Total:	0	0	0	0	0	0	563	0



U.S. Department of Housing and Urban Development
Office of Community Planning and Development
Integrated Disbursement and Information System
CDBG Activity Summary Report (GPR) for Program Year 2018
MACOMB COUNTY

Date: 08-Aug-2019
Time: 12:59
Page: 111

Female-headed Households:			0	0	0
Income Category:	Owner	Renter	Total	Person	
Extremely Low	0	0	0	0	
Low Mod	0	0	0	0	
Moderate	0	0	0	563	
Non Low Moderate	0	0	0	0	
Total	0	0	0	563	
Percent Low/Mod				100.0%	

Annual Accomplishments

Years	Accomplishment Narrative	# Benefiting
2018	July-Sep 2018: 251 seniors accessed CDBG-funded services at the Macomb Twp Senior Center. Oct-Dec 2018: 385 seniors accessed CDBG-funded services. Jan-Mar 2019: 459 seniors cumulatively accessed CDBG-funded services. Apr-Jun 2019: 563 seniors cumulatively accessed CDBG-funded services.	



U.S. Department of Housing and Urban Development
 Office of Community Planning and Development
 Integrated Disbursement and Information System
 CDBG Activity Summary Report (GPR) for Program Year 2018
 MACOMB COUNTY

Date: 08-Aug-2019
 Time: 12:59
 Page: 112

PGM Year: 2018
 Project: 0010 - 2018 CDBG Public Facilities & Infrastructure
 IDIS Activity: 3262 - 2018 Macomb Township Senior Center Improvements

Status: Canceled 8/2/2019 12:00:00 AM Objective: Create suitable living environments
 Location: 51210 Alma Rd Macomb Township, MI 48042-5689 Outcome: Availability/accessibility
 Matrix Code: Senior Centers (03A) National Objective: LMC

Initial Funding Date: 11/20/2018

Description:
 Improvements will include replacing existing asphalt parking lot with concrete and, if funds remain, interior renovations.
 Financing

No data returned for this view. This might be because the applied filter excludes all data.

Proposed Accomplishments

Public Facilities : 1

Actual Accomplishments

Number assisted:

	Owner		Renter		Total		Person	
	Total	Hispanic	Total	Hispanic	Total	Hispanic	Total	Hispanic
White:	0	0	0	0	0	0	0	0
Black/African American:	0	0	0	0	0	0	0	0
Asian:	0	0	0	0	0	0	0	0
American Indian/Alaskan Native:	0	0	0	0	0	0	0	0
Native Hawaiian/Other Pacific Islander:	0	0	0	0	0	0	0	0
American Indian/Alaskan Native & White:	0	0	0	0	0	0	0	0
Asian White:	0	0	0	0	0	0	0	0
Black/African American & White:	0	0	0	0	0	0	0	0
American Indian/Alaskan Native & Black/African American:	0	0	0	0	0	0	0	0
Other multi-racial:	0	0	0	0	0	0	0	0
Asian/Pacific Islander:	0	0	0	0	0	0	0	0



U.S. Department of Housing and Urban Development
Office of Community Planning and Development
Integrated Disbursement and Information System
CDBG Activity Summary Report (GPR) for Program Year 2018
MACOMB COUNTY

Date: 08-Aug-2019
Time: 12:59
Page: 113

Hispanic:	0	0	0	0	0	0	0	0
Total:	0	0	0	0	0	0	0	0
Female-headed Households:	0		0		0			
Income Category:								
	Owner	Renter	Total		Person			
Extremely Low	0	0	0		0			
Low Mod	0	0	0		0			
Moderate	0	0	0		0			
Non Low Moderate	0	0	0		0			
Total	0	0	0		0			
Percent Low/Mod								

Annual Accomplishments

No data returned for this view. This might be because the applied filter excludes all data.



U.S. Department of Housing and Urban Development
 Office of Community Planning and Development
 Integrated Disbursement and Information System
 CDBG Activity Summary Report (GPR) for Program Year 2018
 MACOMB COUNTY

Date: 08-Aug-2019
 Time: 12:59
 Page: 114

PGM Year: 2018
 Project: 0009 - 2018 CDBG Public Services
 IDIS Activity: 3263 - 2018 Harrison Township Dial-A-Ride

Status: Completed 12/4/2018 12:00:00 AM
 Location: 38151 Lanse Creuse St Harrison Township, MI 48045-3479
 Objective: Create suitable living environments
 Outcome: Availability/accessibility
 Matrix Code: Senior Services (05A)
 National Objective: LMC

Initial Funding Date: 11/20/2018

Description:
 Public service that provides bus service for senior citizens and persons with disabilities to medical appointments, shopping, and nutrition program.
 Financing

	Fund Type	Grant Year	Grant	Funded Amount	Drawn In Program Year	Drawn Thru Program Year
CDBG	EN	2018	B18UC260005	\$15,832.00	\$15,832.00	\$15,832.00
Total	Total			\$15,832.00	\$15,832.00	\$15,832.00

Proposed Accomplishments

People (General) : 6,000

Actual Accomplishments

Number assisted:	Owner		Renter		Total		Person	
	Total	Hispanic	Total	Hispanic	Total	Hispanic	Total	Hispanic
White:	0	0	0	0	0	0	277	10
Black/African American:	0	0	0	0	0	0	13	0
Asian:	0	0	0	0	0	0	0	0
American Indian/Alaskan Native:	0	0	0	0	0	0	0	0
Native Hawaiian/Other Pacific Islander:	0	0	0	0	0	0	1	0
American Indian/Alaskan Native & White:	0	0	0	0	0	0	0	0
Asian White:	0	0	0	0	0	0	0	0
Black/African American & White:	0	0	0	0	0	0	0	0
American Indian/Alaskan Native & Black/African American:	0	0	0	0	0	0	0	0
Other multi-racial:	0	0	0	0	0	0	0	0
Asian/Pacific Islander:	0	0	0	0	0	0	0	0
Hispanic:	0	0	0	0	0	0	0	0
Total:	0	0	0	0	0	0	291	10
Female-headed Households:	0		0		0			



U.S. Department of Housing and Urban Development
Office of Community Planning and Development
Integrated Disbursement and Information System
CDBG Activity Summary Report (GPR) for Program Year 2018
MACOMB COUNTY

Date: 08-Aug-2019
Time: 12:59
Page: 115

Income Category:	Owner	Renter	Total	Person
Extremely Low	0	0	0	0
Low Mod	0	0	0	0
Moderate	0	0	0	291
Non Low Moderate	0	0	0	0
Total	0	0	0	291
Percent Low/Mod				100.0%

Annual Accomplishments

Years	Accomplishment Narrative	# Benefiting
-------	--------------------------	--------------

2018 Funding provided public transit rides for seniors and persons with disabilities.

The proposed units reported under accomplishment type during set-up (6,000) was based on the number of seniors and disabled that were eligible for the program. The final reported accomplishments (291) was based on the number of people actually served by the activity.



U.S. Department of Housing and Urban Development
 Office of Community Planning and Development
 Integrated Disbursement and Information System
 CDBG Activity Summary Report (GPR) for Program Year 2018
 MACOMB COUNTY

Date: 08-Aug-2019
 Time: 12:59
 Page: 116

PGM Year: 2018
 Project: 0008 - 2018 CDBG Housing Rehabilitation Program Administration
 IDIS Activity: 3264 - 2018 Minor Home Repair

Status: Open Objective: Provide decent affordable housing
 Location: 196 N Rose St Mount Clemens, MI 48043-1540 Outcome: Sustainability
 Matrix Code: Rehab; Single-Unit Residential (14A) National Objective: LMH

Initial Funding Date: 11/20/2018

Description:

Funding will be used to provide eligible owner-occupants of housing with assistance to make minor home repairs.
 The service area for this activity includes Armada Township, Armada Village, Mount Clemens, Shelby Township, Washington Township, and New Haven.
 Assistance will be limited to \$500 per household.
 Budget includes project delivery costs.

	Fund Type	Grant Year	Grant	Funded Amount	Drawn In Program Year	Drawn Thru Program Year
CDBG	EN	2018	B18UC260005	\$109,309.00	\$28,504.30	\$28,504.30
Total	Total			\$109,309.00	\$28,504.30	\$28,504.30

Proposed Accomplishments

Housing Units : 140

Actual Accomplishments

Number assisted:

	Owner		Renter		Total		Person	
	Total	Hispanic	Total	Hispanic	Total	Hispanic	Total	Hispanic
White:	0	0	0	0	0	0	0	0
Black/African American:	0	0	0	0	0	0	0	0
Asian:	0	0	0	0	0	0	0	0
American Indian/Alaskan Native:	0	0	0	0	0	0	0	0
Native Hawaiian/Other Pacific Islander:	0	0	0	0	0	0	0	0
American Indian/Alaskan Native & White:	0	0	0	0	0	0	0	0
Asian White:	0	0	0	0	0	0	0	0
Black/African American & White:	0	0	0	0	0	0	0	0
American Indian/Alaskan Native & Black/African American:	0	0	0	0	0	0	0	0
Other multi-racial:	0	0	0	0	0	0	0	0
Asian/Pacific Islander:	0	0	0	0	0	0	0	0
Hispanic:	0	0	0	0	0	0	0	0
Total:	0	0	0	0	0	0	0	0

PR03 - MACOMB COUNTY

Page: 116 of 173



U.S. Department of Housing and Urban Development
Office of Community Planning and Development
Integrated Disbursement and Information System
CDBG Activity Summary Report (GPR) for Program Year 2018
MACOMB COUNTY

Date: 08-Aug-2019
Time: 12:59
Page: 117

Female-headed Households:			0	0	0
Income Category:					
	Owner	Renter	Total	Person	
Extremely Low	0	0	0	0	
Low Mod	0	0	0	0	
Moderate	0	0	0	0	
Non Low Moderate	0	0	0	0	
Total	0	0	0	0	
Percent Low/Mod					0

Annual Accomplishments

No data returned for this view. This might be because the applied filter excludes all data.



U.S. Department of Housing and Urban Development
 Office of Community Planning and Development
 Integrated Disbursement and Information System
 CDBG Activity Summary Report (GPR) for Program Year 2018
 MACOMB COUNTY

Date: 08-Aug-2019
 Time: 12:59
 Page: 118

PGM Year: 2017
 Project: 0011 - 2017 CDBG Public Facilities & Infrastructure
 IDIS Activity: 3265 - Fraser Senior Center Exterior Improvements

Status: Completed 1/7/2019 12:00:00 AM
 Location: 34935 Hidden Pine Dr Fraser, MI 48026-2091
 Objective: Create suitable living environments
 Outcome: Availability/accessibility
 Matrix Code: Senior Centers (03A)
 National Objective: LMC

Initial Funding Date: 11/29/2018

Description:
 CDBG funds will be used to improve the exterior to Fraser's Senior Center.
 Financing

	Fund Type	Grant Year	Grant	Funded Amount	Drawn In Program Year	Drawn Thru Program Year
CDBG	EN	2017	B17UC260005	\$19,477.00	\$19,477.00	\$19,477.00
Total	Total			\$19,477.00	\$19,477.00	\$19,477.00

Proposed Accomplishments

Public Facilities : 1

Actual Accomplishments

Number assisted:	Owner		Renter		Total		Person	
	Total	Hispanic	Total	Hispanic	Total	Hispanic	Total	Hispanic
White:	0	0	0	0	0	0	840	30
Black/African American:	0	0	0	0	0	0	85	0
Asian:	0	0	0	0	0	0	17	0
American Indian/Alaskan Native:	0	0	0	0	0	0	0	0
Native Hawaiian/Other Pacific Islander:	0	0	0	0	0	0	0	0
American Indian/Alaskan Native & White:	0	0	0	0	0	0	0	0
Asian White:	0	0	0	0	0	0	0	0
Black/African American & White:	0	0	0	0	0	0	0	0
American Indian/Alaskan Native & Black/African American:	0	0	0	0	0	0	0	0
Other multi-racial:	0	0	0	0	0	0	12	0
Asian/Pacific Islander:	0	0	0	0	0	0	0	0
Hispanic:	0	0	0	0	0	0	0	0
Total:	0	0	0	0	0	0	954	30
Female-headed Households:	0		0		0			



U.S. Department of Housing and Urban Development
Office of Community Planning and Development
Integrated Disbursement and Information System
CDBG Activity Summary Report (GPR) for Program Year 2018
MACOMB COUNTY

Date: 08-Aug-2019
Time: 12:59
Page: 119

Income Category:	Owner	Renter	Total	Person
Extremely Low	0	0	0	0
Low Mod	0	0	0	0
Moderate	0	0	0	954
Non Low Moderate	0	0	0	0
Total	0	0	0	954
Percent Low/Mod				100.0%

Annual Accomplishments

Years	Accomplishment Narrative	# Benefiting
2017	Project suspended during 2017, but restarted in 2018.	
2018	Exterior painting project completed.	



U.S. Department of Housing and Urban Development
 Office of Community Planning and Development
 Integrated Disbursement and Information System
 CDBG Activity Summary Report (GPR) for Program Year 2018
 MACOMB COUNTY

Date: 08-Aug-2019
 Time: 12:59
 Page: 120

PGM Year: 2018
 Project: 0009 - 2018 CDBG Public Services
 IDIS Activity: 3268 - Shelby Twp Library Large Print Books

Status: Completed 1/7/2019 12:00:00 AM Objective: Create suitable living environments
 Location: 51680 Van Dyke Ave MI Shelby Township, MI 48316-4448 Outcome: Availability/accessibility
 Matrix Code: Senior Services (05A) National Objective: LMC

Initial Funding Date: 12/19/2018

Description:
 CDBG funds would be used to purchase the library's collection of large print books for the elderly and visually impaired residents.
 Financing

	Fund Type	Grant Year	Grant	Funded Amount	Drawn In Program Year	Drawn Thru Program Year
CDBG	EN	2018	B18UC260005	\$2,000.00	\$2,000.00	\$2,000.00
Total	Total			\$2,000.00	\$2,000.00	\$2,000.00

Proposed Accomplishments

People (General) : 10,696

Actual Accomplishments

Number assisted:	Owner		Renter		Total		Person	
	Total	Hispanic	Total	Hispanic	Total	Hispanic	Total	Hispanic
White:	0	0	0	0	0	0	8,540	0
Black/African American:	0	0	0	0	0	0	293	0
Asian:	0	0	0	0	0	0	302	0
American Indian/Alaskan Native:	0	0	0	0	0	0	0	0
Native Hawaiian/Other Pacific Islander:	0	0	0	0	0	0	0	0
American Indian/Alaskan Native & White:	0	0	0	0	0	0	0	0
Asian White:	0	0	0	0	0	0	0	0
Black/African American & White:	0	0	0	0	0	0	0	0
American Indian/Alaskan Native & Black/African American:	0	0	0	0	0	0	0	0
Other multi-racial:	0	0	0	0	0	0	408	237
Asian/Pacific Islander:	0	0	0	0	0	0	0	0
Hispanic:	0	0	0	0	0	0	0	0
Total:	0	0	0	0	0	0	9,543	237
Female-headed Households:	0		0		0			



U.S. Department of Housing and Urban Development
Office of Community Planning and Development
Integrated Disbursement and Information System
CDBG Activity Summary Report (GPR) for Program Year 2018
MACOMB COUNTY

Date: 08-Aug-2019
Time: 12:59
Page: 121

Income Category:	Owner	Renter	Total	Person
Extremely Low	0	0	0	0
Low Mod	0	0	0	0
Moderate	0	0	0	9,543
Non Low Moderate	0	0	0	0
Total	0	0	0	9,543
Percent Low/Mod				100.0%

Annual Accomplishments

Years	Accomplishment Narrative	# Benefiting
2018	Large print books purchased for circulation by visually impaired and senior residents.	



U.S. Department of Housing and Urban Development
 Office of Community Planning and Development
 Integrated Disbursement and Information System
 CDBG Activity Summary Report (GPR) for Program Year 2018
 MACOMB COUNTY

Date: 08-Aug-2019
 Time: 12:59
 Page: 122

PGM Year: 2016
 Project: 0013 - 2016 CDBG Public Facilities and Infrastructure Improvements
 IDIS Activity: 3271 - Richmond Township ADA Doors

Status: Completed 3/7/2019 12:00:00 AM
 Location: 34900 School Section Rd Richmond Township, MI 48062-3624
 Objective: Create suitable living environments
 Outcome: Availability/accessibility
 Matrix Code: Facility for Persons with Disabilities (03B)
 National Objective: LMC

Initial Funding Date: 01/11/2019

Description:
 Install ADA doors with push button opener at the public entrance of Richmond Township Hall.
 Financing

	Fund Type	Grant Year	Grant	Funded Amount	Drawn In Program Year	Drawn Thru Program Year
CDBG	EN	2016	B16UC260005	\$29,380.00	\$29,380.00	\$29,380.00
Total	Total			\$29,380.00	\$29,380.00	\$29,380.00

Proposed Accomplishments

Public Facilities : 1

Actual Accomplishments

Number assisted:	Owner		Renter		Total		Person	
	Total	Hispanic	Total	Hispanic	Total	Hispanic	Total	Hispanic
White:	0	0	0	0	0	0	149	0
Black/African American:	0	0	0	0	0	0	0	0
Asian:	0	0	0	0	0	0	0	0
American Indian/Alaskan Native:	0	0	0	0	0	0	0	0
Native Hawaiian/Other Pacific Islander:	0	0	0	0	0	0	0	0
American Indian/Alaskan Native & White:	0	0	0	0	0	0	0	0
Asian White:	0	0	0	0	0	0	0	0
Black/African American & White:	0	0	0	0	0	0	0	0
American Indian/Alaskan Native & Black/African American:	0	0	0	0	0	0	0	0
Other multi-racial:	0	0	0	0	0	0	0	0
Asian/Pacific Islander:	0	0	0	0	0	0	0	0
Hispanic:	0	0	0	0	0	0	0	0
Total:	0	0	0	0	0	0	149	0
Female-headed Households:	0		0		0			



U.S. Department of Housing and Urban Development
Office of Community Planning and Development
Integrated Disbursement and Information System
CDBG Activity Summary Report (GPR) for Program Year 2018
MACOMB COUNTY

Date: 08-Aug-2019
Time: 12:59
Page: 123

Income Category:	Owner	Renter	Total	Person
Extremely Low	0	0	0	0
Low Mod	0	0	0	149
Moderate	0	0	0	0
Non Low Moderate	0	0	0	0
Total	0	0	0	149
Percent Low/Mod				100.0%

Annual Accomplishments

Years	Accomplishment Narrative	# Benefiting
2018	ADA compliant entrances installed at senior center & township hall	



U.S. Department of Housing and Urban Development
 Office of Community Planning and Development
 Integrated Disbursement and Information System
 CDBG Activity Summary Report (GPR) for Program Year 2018
 MACOMB COUNTY

Date: 08-Aug-2019
 Time: 12:59
 Page: 124

PGM Year: 2018
 Project: 0009 - 2018 CDBG Public Services
 IDIS Activity: 3272 - 2018 Samaritan House - NOFA

Status: Completed 3/7/2019 12:00:00 AM
 Location: 62324 Van Dyke Rd MI Washington, MI 48094-1621
 Objective: Create suitable living environments
 Outcome: Availability/accessibility
 Matrix Code: Food Banks (05W)
 National Objective: LMC

Initial Funding Date: 01/17/2019

Description:
 CDBG funds will be used to provide 7-10 days of emergency food to LMI persons through the sub-grantee's food bank.
 Financing

	Fund Type	Grant Year	Grant	Funded Amount	Drawn In Program Year	Drawn Thru Program Year
CDBG	EN	2018	B18UC260005	\$7,140.00	\$7,140.00	\$7,140.00
Total	Total			\$7,140.00	\$7,140.00	\$7,140.00

Proposed Accomplishments

People (General) : 473

Actual Accomplishments

Number assisted:	Owner		Renter		Total		Person	
	Total	Hispanic	Total	Hispanic	Total	Hispanic	Total	Hispanic
White:	0	0	0	0	0	0	476	106
Black/African American:	0	0	0	0	0	0	44	0
Asian:	0	0	0	0	0	0	5	0
American Indian/Alaskan Native:	0	0	0	0	0	0	2	0
Native Hawaiian/Other Pacific Islander:	0	0	0	0	0	0	0	0
American Indian/Alaskan Native & White:	0	0	0	0	0	0	0	0
Asian White:	0	0	0	0	0	0	0	0
Black/African American & White:	0	0	0	0	0	0	3	0
American Indian/Alaskan Native & Black/African American:	0	0	0	0	0	0	0	0
Other multi-racial:	0	0	0	0	0	0	28	0
Asian/Pacific Islander:	0	0	0	0	0	0	0	0
Hispanic:	0	0	0	0	0	0	0	0
Total:	0	0	0	0	0	0	558	106
Female-headed Households:	0		0		0			



U.S. Department of Housing and Urban Development
Office of Community Planning and Development
Integrated Disbursement and Information System
CDBG Activity Summary Report (GPR) for Program Year 2018
MACOMB COUNTY

Date: 08-Aug-2019
Time: 12:59
Page: 125

Income Category:	Owner	Renter	Total	Person
Extremely Low	0	0	0	345
Low Mod	0	0	0	44
Moderate	0	0	0	169
Non Low Moderate	0	0	0	0
Total	0	0	0	558
Percent Low/Mod				100.0%

Annual Accomplishments

Years	Accomplishment Narrative	# Benefiting
2018	558 people received emergency food.	

Please see activity #3249 for additional people that may have been served with regular CDBG allocation. These people were not reported so there would not be duplicate people served.



U.S. Department of Housing and Urban Development
 Office of Community Planning and Development
 Integrated Disbursement and Information System
 CDBG Activity Summary Report (GPR) for Program Year 2018
 MACOMB COUNTY

Date: 08-Aug-2019
 Time: 12:59
 Page: 126

PGM Year: 2018
 Project: 0009 - 2018 CDBG Public Services
 IDIS Activity: 3274 - 2018 Society of St. Vincent DePaul - NOFA

Status: Completed 5/8/2019 12:00:00 AM
 Location: 18201 23 Mile Rd Macomb Township, MI 48042-4110
 Objective: Create suitable living environments
 Outcome: Sustainability
 Matrix Code: Other Public Services Not Listed in 05A-05Y, 03T (05Z)
 National Objective: LMC

Initial Funding Date: 01/17/2019

Description:
 PROVIDE FOOD, SHELTER, AND OTHER EMERGENCY ASSISTANCE TO LMI PERSONS WHO ARE AT RISK OF BECOMING HOMELESS.
 PROGRAM ADMINISTERED BY ST VINCENT DE PAUL.

	Fund Type	Grant Year	Grant	Funded Amount	Drawn In Program Year	Drawn Thru Program Year
CDBG	EN	2018	B18UC260005	\$3,908.00	\$3,908.00	\$3,908.00
Total	Total			\$3,908.00	\$3,908.00	\$3,908.00

Proposed Accomplishments

People (General) : 9

Actual Accomplishments

Number assisted:	Owner		Renter		Total		Person	
	Total	Hispanic	Total	Hispanic	Total	Hispanic	Total	Hispanic
White:	0	0	0	0	0	0	18	0
Black/African American:	0	0	0	0	0	0	17	0
Asian:	0	0	0	0	0	0	0	0
American Indian/Alaskan Native:	0	0	0	0	0	0	0	0
Native Hawaiian/Other Pacific Islander:	0	0	0	0	0	0	0	0
American Indian/Alaskan Native & White:	0	0	0	0	0	0	0	0
Asian White:	0	0	0	0	0	0	0	0
Black/African American & White:	0	0	0	0	0	0	0	0
American Indian/Alaskan Native & Black/African American:	0	0	0	0	0	0	0	0
Other multi-racial:	0	0	0	0	0	0	0	0
Asian/Pacific Islander:	0	0	0	0	0	0	0	0
Hispanic:	0	0	0	0	0	0	0	0
Total:	0	0	0	0	0	0	35	0
Female-headed Households:	0		0		0			



U.S. Department of Housing and Urban Development
Office of Community Planning and Development
Integrated Disbursement and Information System
CDBG Activity Summary Report (GPR) for Program Year 2018
MACOMB COUNTY

Date: 08-Aug-2019
Time: 12:59
Page: 127

Income Category:	Owner	Renter	Total	Person
Extremely Low	0	0	0	25
Low Mod	0	0	0	10
Moderate	0	0	0	0
Non Low Moderate	0	0	0	0
Total	0	0	0	35
Percent Low/Mod				100.0%

Annual Accomplishments

Years	Accomplishment Narrative	# Benefiting
2018	The program assisted 35 people with rental, mortgage and utility arrearages.	



U.S. Department of Housing and Urban Development
 Office of Community Planning and Development
 Integrated Disbursement and Information System
 CDBG Activity Summary Report (GPR) for Program Year 2018
 MACOMB COUNTY

Date: 08-Aug-2019
 Time: 12:59
 Page: 128

PGM Year: 2018
 Project: 0009 - 2018 CDBG Public Services
 IDIS Activity: 3275 - 2018 Turning Point - NOFA

Status: Completed 3/7/2019 12:00:00 AM
 Location: PO Box 1123 PO Box 1123 MI Mount Clemens, MI 48046-1123
 Objective: Create suitable living environments
 Outcome: Availability/accessibility
 Matrix Code: Services for victims of domestic violence, dating violence, sexual assault or stalking (05G)
 National Objective: LMC

Initial Funding Date: 01/17/2019

Description:
 Turning Point provides shelter to women who are homeless due to domestic violence and/or sexual assault. Funding will be used to provide shelter nights.
 Financing

	Fund Type	Grant Year	Grant	Funded Amount	Drawn In Program Year	Drawn Thru Program Year
CDBG	EN	2018	B18UC260005	\$9,750.00	\$9,750.00	\$9,750.00
Total	Total			\$9,750.00	\$9,750.00	\$9,750.00

Proposed Accomplishments
 People (General) : 14

Actual Accomplishments

Number assisted:	Owner		Renter		Total		Person	
	Total	Hispanic	Total	Hispanic	Total	Hispanic	Total	Hispanic
White:	0	0	0	0	0	0	5	0
Black/African American:	0	0	0	0	0	0	3	0
Asian:	0	0	0	0	0	0	0	0
American Indian/Alaskan Native:	0	0	0	0	0	0	0	0
Native Hawaiian/Other Pacific Islander:	0	0	0	0	0	0	0	0
American Indian/Alaskan Native & White:	0	0	0	0	0	0	0	0
Asian White:	0	0	0	0	0	0	0	0
Black/African American & White:	0	0	0	0	0	0	0	0
American Indian/Alaskan Native & Black/African American:	0	0	0	0	0	0	0	0
Other multi-racial:	0	0	0	0	0	0	3	0
Asian/Pacific Islander:	0	0	0	0	0	0	0	0
Hispanic:	0	0	0	0	0	0	0	0
Total:	0	0	0	0	0	0	11	0
Female-headed Households:	0		0		0			

PR03 - MACOMB COUNTY

Page: 128 of 173



U.S. Department of Housing and Urban Development
Office of Community Planning and Development
Integrated Disbursement and Information System
CDBG Activity Summary Report (GPR) for Program Year 2018
MACOMB COUNTY

Date: 08-Aug-2019
Time: 12:59
Page: 129

Income Category:	Owner	Renter	Total	Person
Extremely Low	0	0	0	10
Low Mod	0	0	0	1
Moderate	0	0	0	0
Non Low Moderate	0	0	0	0
Total	0	0	0	11
Percent Low/Mod				100.0%

Annual Accomplishments

Years	Accomplishment Narrative	# Benefiting
2018	Provided 11 victims of domestic violence and/or sexual assault with shelter.	



U.S. Department of Housing and Urban Development
 Office of Community Planning and Development
 Integrated Disbursement and Information System
 CDBG Activity Summary Report (GPR) for Program Year 2018
 MACOMB COUNTY

Date: 08-Aug-2019
 Time: 12:59
 Page: 130

PGM Year: 2018
 Project: 0009 - 2018 CDBG Public Services
 IDIS Activity: 3276 - 2018 Care House - NOFA

Status: Completed 3/7/2019 12:00:00 AM
 Location: 131 Market St MI Mount Clemens, MI 48043-1762
 Objective: Create suitable living environments
 Outcome: Availability/accessibility
 Matrix Code: Abused and Neglected Children (05N) National Objective: LMC

Initial Funding Date: 01/17/2019

Description:

Care House will use CDBG funds to provide forensic interviews and family services to suspected victims of child abuse at a rate of \$600 per child.

Financing

	Fund Type	Grant Year	Grant	Funded Amount	Drawn In Program Year	Drawn Thru Program Year
CDBG	EN	2018	B18UC260005	\$4,170.00	\$4,170.00	\$4,170.00
	PI			\$11,430.00	\$11,430.00	\$11,430.00
Total	Total			\$15,600.00	\$15,600.00	\$15,600.00

Proposed Accomplishments

People (General) : 26

Actual Accomplishments

Number assisted:	Owner		Renter		Total		Person	
	Total	Hispanic	Total	Hispanic	Total	Hispanic	Total	Hispanic
White:	0	0	0	0	0	0	20	0
Black/African American:	0	0	0	0	0	0	6	0
Asian:	0	0	0	0	0	0	0	0
American Indian/Alaskan Native:	0	0	0	0	0	0	0	0
Native Hawaiian/Other Pacific Islander:	0	0	0	0	0	0	0	0
American Indian/Alaskan Native & White:	0	0	0	0	0	0	0	0
Asian White:	0	0	0	0	0	0	0	0
Black/African American & White:	0	0	0	0	0	0	0	0
American Indian/Alaskan Native & Black/African American:	0	0	0	0	0	0	0	0
Other multi-racial:	0	0	0	0	0	0	0	0
Asian/Pacific Islander:	0	0	0	0	0	0	0	0
Hispanic:	0	0	0	0	0	0	0	0
Total:	0	0	0	0	0	0	26	0
Female-headed Households:	0		0		0			

PR03 - MACOMB COUNTY

Page: 130 of 173



U.S. Department of Housing and Urban Development
Office of Community Planning and Development
Integrated Disbursement and Information System
CDBG Activity Summary Report (GPR) for Program Year 2018
MACOMB COUNTY

Date: 08-Aug-2019
Time: 12:59
Page: 131

Income Category:	Owner	Renter	Total	Person
Extremely Low	0	0	0	11
Low Mod	0	0	0	11
Moderate	0	0	0	4
Non Low Moderate	0	0	0	0
Total	0	0	0	26
Percent Low/Mod				100.0%

Annual Accomplishments

Years	Accomplishment Narrative	# Benefiting
2018	Care House used CDBG funds to provide forensic interviews and family services to 26 suspected victims of child abuse at a rate of \$600 per child.	



U.S. Department of Housing and Urban Development
 Office of Community Planning and Development
 Integrated Disbursement and Information System
 CDBG Activity Summary Report (GPR) for Program Year 2018
 MACOMB COUNTY

Date: 08-Aug-2019
 Time: 12:59
 Page: 132

PGM Year: 2018
 Project: 0009 - 2018 CDBG Public Services
 IDIS Activity: 3277 - 2018 Macomb County Warming Center - NOFA

Status: Completed 3/7/2019 12:00:00 AM
 Location: 2 Crocker Blvd Ste 201 MI Mount Clemens, MI 48043-2558
 Objective: Create suitable living environments
 Outcome: Availability/accessibility
 Matrix Code: Operating Costs of Homeless/AIDS Patients Programs (03T)
 National Objective: LMC

Initial Funding Date: 01/17/2019

Description:
 The Macomb County Warming Center will provide night time shelter to the homeless for the winter months.
 Financing

	Fund Type	Grant Year	Grant	Funded Amount	Drawn In Program Year	Drawn Thru Program Year
CDBG	EN	2018	B18UC260005	\$2,500.00	\$2,500.00	\$2,500.00
Total	Total			\$2,500.00	\$2,500.00	\$2,500.00

Proposed Accomplishments

People (General) : 25

Actual Accomplishments

Number assisted:	Owner		Renter		Total		Person	
	Total	Hispanic	Total	Hispanic	Total	Hispanic	Total	Hispanic
White:	0	0	0	0	0	0	71	1
Black/African American:	0	0	0	0	0	0	32	0
Asian:	0	0	0	0	0	0	0	0
American Indian/Alaskan Native:	0	0	0	0	0	0	0	0
Native Hawaiian/Other Pacific Islander:	0	0	0	0	0	0	0	0
American Indian/Alaskan Native & White:	0	0	0	0	0	0	0	0
Asian White:	0	0	0	0	0	0	0	0
Black/African American & White:	0	0	0	0	0	0	0	0
American Indian/Alaskan Native & Black/African American:	0	0	0	0	0	0	0	0
Other multi-racial:	0	0	0	0	0	0	0	0
Asian/Pacific Islander:	0	0	0	0	0	0	0	0
Hispanic:	0	0	0	0	0	0	0	0
Total:	0	0	0	0	0	0	103	1
Female-headed Households:	0		0		0			



U.S. Department of Housing and Urban Development
Office of Community Planning and Development
Integrated Disbursement and Information System
CDBG Activity Summary Report (GPR) for Program Year 2018
MACOMB COUNTY

Date: 08-Aug-2019
Time: 12:59
Page: 133

Income Category:	Owner	Renter	Total	Person
Extremely Low	0	0	0	103
Low Mod	0	0	0	0
Moderate	0	0	0	0
Non Low Moderate	0	0	0	0
Total	0	0	0	103
Percent Low/Mod				100.0%

Annual Accomplishments

Years	Accomplishment Narrative	# Benefiting
2018	103 people were provided with emergency overnight shelter. Please see activity #3246 for additional people that may have been served with regular CDBG allocation. These people were not reported so there would not be duplicate people served.	



U.S. Department of Housing and Urban Development
 Office of Community Planning and Development
 Integrated Disbursement and Information System
 CDBG Activity Summary Report (GPR) for Program Year 2018
 MACOMB COUNTY

Date: 08-Aug-2019
 Time: 12:59
 Page: 134

PGM Year: 2018
 Project: 0009 - 2018 CDBG Public Services
 IDIS Activity: 3278 - 2018 MCREST - NOFA

Status: Completed 4/9/2019 12:00:00 AM
 Location: 20415 Erin St Roseville, MI 48066-4535
 Objective: Create suitable living environments
 Outcome: Availability/accessibility
 Matrix Code: Operating Costs of Homeless/AIDS Patients Programs (03T)
 National Objective: LMC

Initial Funding Date: 01/17/2019

Description:
 Funds will be used to shelter homeless people through a program which rotates through churches weekly.
 The cost of each shelter night is \$9.
 Financing

	Fund Type	Grant Year	Grant	Funded Amount	Drawn In Program Year	Drawn Thru Program Year
CDBG	EN	2018	B18UC260005	\$22,896.00	\$22,896.00	\$22,896.00
Total	Total			\$22,896.00	\$22,896.00	\$22,896.00

Proposed Accomplishments
 People (General) : 120

Actual Accomplishments

Number assisted:	Owner		Renter		Total		Person	
	Total	Hispanic	Total	Hispanic	Total	Hispanic	Total	Hispanic
White:	0	0	0	0	0	0	61	0
Black/African American:	0	0	0	0	0	0	66	0
Asian:	0	0	0	0	0	0	0	0
American Indian/Alaskan Native:	0	0	0	0	0	0	0	0
Native Hawaiian/Other Pacific Islander:	0	0	0	0	0	0	0	0
American Indian/Alaskan Native & White:	0	0	0	0	0	0	0	0
Asian White:	0	0	0	0	0	0	0	0
Black/African American & White:	0	0	0	0	0	0	0	0
American Indian/Alaskan Native & Black/African American:	0	0	0	0	0	0	0	0
Other multi-racial:	0	0	0	0	0	0	8	0
Asian/Pacific Islander:	0	0	0	0	0	0	0	0
Hispanic:	0	0	0	0	0	0	0	0
Total:	0	0	0	0	0	0	135	0
Female-headed Households:	0		0		0			

PR03 - MACOMB COUNTY

Page: 134 of 173



U.S. Department of Housing and Urban Development
Office of Community Planning and Development
Integrated Disbursement and Information System
CDBG Activity Summary Report (GPR) for Program Year 2018
MACOMB COUNTY

Date: 08-Aug-2019
Time: 12:59
Page: 135

Income Category:	Owner	Renter	Total	Person
Extremely Low	0	0	0	135
Low Mod	0	0	0	0
Moderate	0	0	0	0
Non Low Moderate	0	0	0	0
Total	0	0	0	135
Percent Low/Mod				100.0%

Annual Accomplishments

Years	Accomplishment Narrative	# Benefiting
2018	135 people were provided with emergency shelter. Please see activity #3248 for additional people that may have been served with regular CDBG allocation. These people were not reported so there would not be duplicate people served.	



U.S. Department of Housing and Urban Development
 Office of Community Planning and Development
 Integrated Disbursement and Information System
 CDBG Activity Summary Report (GPR) for Program Year 2018
 MACOMB COUNTY

Date: 08-Aug-2019
 Time: 12:59
 Page: 136

PGM Year: 2018
 Project: 0009 - 2018 CDBG Public Services
 IDIS Activity: 3279 - Lenox Township Senior Center Programming

Status: Completed 6/13/2019 12:00:00 AM Objective: Create suitable living environments
 Location: 63775 Gratiot Ave Lenox, MI 48050-2517 Outcome: Availability/accessibility
 Matrix Code: Senior Services (05A) National Objective: LMC

Initial Funding Date: 01/30/2019

Description:
 CDBG funds will be used to expand the availability of senior programming.
 Financing

	Fund Type	Grant Year	Grant	Funded Amount	Drawn In Program Year	Drawn Thru Program Year
CDBG	PI			\$550.00	\$550.00	\$550.00
Total	Total			\$550.00	\$550.00	\$550.00

Proposed Accomplishments

People (General) : 30

Actual Accomplishments

Number assisted:	Owner		Renter		Total		Person	
	Total	Hispanic	Total	Hispanic	Total	Hispanic	Total	Hispanic
White:	0	0	0	0	0	0	28	0
Black/African American:	0	0	0	0	0	0	0	0
Asian:	0	0	0	0	0	0	0	0
American Indian/Alaskan Native:	0	0	0	0	0	0	0	0
Native Hawaiian/Other Pacific Islander:	0	0	0	0	0	0	0	0
American Indian/Alaskan Native & White:	0	0	0	0	0	0	0	0
Asian White:	0	0	0	0	0	0	0	0
Black/African American & White:	0	0	0	0	0	0	0	0
American Indian/Alaskan Native & Black/African American:	0	0	0	0	0	0	0	0
Other multi-racial:	0	0	0	0	0	0	0	0
Asian/Pacific Islander:	0	0	0	0	0	0	0	0
Hispanic:	0	0	0	0	0	0	0	0
Total:	0	0	0	0	0	0	28	0
Female-headed Households:	0		0		0			



U.S. Department of Housing and Urban Development
Office of Community Planning and Development
Integrated Disbursement and Information System
CDBG Activity Summary Report (GPR) for Program Year 2018
MACOMB COUNTY

Date: 08-Aug-2019
Time: 12:59
Page: 137

Income Category:	Owner	Renter	Total	Person
Extremely Low	0	0	0	0
Low Mod	0	0	0	22
Moderate	0	0	0	6
Non Low Moderate	0	0	0	0
Total	0	0	0	28
Percent Low/Mod				100.0%

Annual Accomplishments

Years	Accomplishment Narrative	# Benefiting
2018	Funding used to conduct a Senior Center Mystery Lunch Trip in fall 2018.	



U.S. Department of Housing and Urban Development
 Office of Community Planning and Development
 Integrated Disbursement and Information System
 CDBG Activity Summary Report (GPR) for Program Year 2018
 MACOMB COUNTY

Date: 08-Aug-2019
 Time: 12:59
 Page: 138

PGM Year: 2018
 Project: 0010 - 2018 CDBG Public Facilities & Infrastructure
 IDIS Activity: 3282 - Center Line Memorial Park Improvement Project 2018

Status: Completed 5/8/2019 12:00:00 AM
 Location: 25355 Lawrence Center Line, MI 48015-1158
 Objective: Create suitable living environments
 Outcome: Availability/accessibility
 Matrix Code: Parks, Recreational Facilities (03F) National Objective: LMA

Initial Funding Date: 02/12/2019

Description:
 CDBG funds will be used to renovate kitchen at Memorial Park.
 Financing

	Fund Type	Grant Year	Grant	Funded Amount	Drawn In Program Year	Drawn Thru Program Year
CDBG	EN	2018	B18UC260005	\$23,872.00	\$23,872.00	\$23,872.00
Total	Total			\$23,872.00	\$23,872.00	\$23,872.00

Proposed Accomplishments

Total Population in Service Area: 8,215
 Census Tract Percent Low / Mod: 50.64

Annual Accomplishments

Years	Accomplishment Narrative	# Benefitting
2018	Significant work done to rebuild parks & recreation center kitchen in 2018. Final work completed in 1st quarter of 2019.	



U.S. Department of Housing and Urban Development
 Office of Community Planning and Development
 Integrated Disbursement and Information System
 CDBG Activity Summary Report (GPR) for Program Year 2018
 MACOMB COUNTY

Date: 08-Aug-2019
 Time: 12:59
 Page: 139

PGM Year: 2018
 Project: 0009 - 2018 CDBG Public Services
 IDIS Activity: 3285 - Chesterfield Senior Center Programs

Status: Completed 5/8/2019 12:00:00 AM
 Location: 47275 Sugarbush Rd Chesterfield, MI 48047-5156
 Objective: Create suitable living environments
 Outcome: Availability/accessibility
 Matrix Code: Senior Services (05A) National Objective: LMC

Initial Funding Date: 03/01/2019

Description:
 Funds will help support the operation of the Chesterfield Senior Center as an outreach to the senior citizens of the Township.
 Financing

	Fund Type	Grant Year	Grant	Funded Amount	Drawn In Program Year	Drawn Thru Program Year
CDBG	EN	2018	B18UC260005	\$9,642.00	\$9,642.00	\$9,642.00
Total	Total			\$9,642.00	\$9,642.00	\$9,642.00

Proposed Accomplishments

People (General) : 2,668

Actual Accomplishments

Number assisted:	Owner		Renter		Total		Person	
	Total	Hispanic	Total	Hispanic	Total	Hispanic	Total	Hispanic
White:	0	0	0	0	0	0	854	0
Black/African American:	0	0	0	0	0	0	10	0
Asian:	0	0	0	0	0	0	5	0
American Indian/Alaskan Native:	0	0	0	0	0	0	7	0
Native Hawaiian/Other Pacific Islander:	0	0	0	0	0	0	3	0
American Indian/Alaskan Native & White:	0	0	0	0	0	0	0	0
Asian White:	0	0	0	0	0	0	0	0
Black/African American & White:	0	0	0	0	0	0	0	0
American Indian/Alaskan Native & Black/African American:	0	0	0	0	0	0	0	0
Other multi-racial:	0	0	0	0	0	0	3	3
Asian/Pacific Islander:	0	0	0	0	0	0	0	0
Hispanic:	0	0	0	0	0	0	0	0
Total:	0	0	0	0	0	0	882	3
Female-headed Households:	0		0		0			



U.S. Department of Housing and Urban Development
Office of Community Planning and Development
Integrated Disbursement and Information System
CDBG Activity Summary Report (GPR) for Program Year 2018
MACOMB COUNTY

Date: 08-Aug-2019
Time: 12:59
Page: 140

Income Category:	Owner	Renter	Total	Person
Extremely Low	0	0	0	0
Low Mod	0	0	0	0
Moderate	0	0	0	882
Non Low Moderate	0	0	0	0
Total	0	0	0	882
Percent Low/Mod				100.0%

Annual Accomplishments

Years	Accomplishment Narrative	# Benefiting
2018	882 registered in program at start of program year. Jul-Sep 2018 quarter: 882 beneficiaries; Oct-Dec 2018 quarter: 853 participants; Jan-Mar 2019: 806 participants.	



U.S. Department of Housing and Urban Development
 Office of Community Planning and Development
 Integrated Disbursement and Information System
 CDBG Activity Summary Report (GPR) for Program Year 2018
 MACOMB COUNTY

Date: 08-Aug-2019
 Time: 12:59
 Page: 141

PGM Year: 2018
 Project: 0009 - 2018 CDBG Public Services
 IDIS Activity: 3286 - Ray Township Senior Center AED

Status: Completed 4/9/2019 12:00:00 AM
 Location: 64255 Wolcott Rd MI Ray, MI 48096-2433
 Objective: Create suitable living environments
 Outcome: Availability/accessibility
 Matrix Code: Senior Services (05A)
 National Objective: LMC

Initial Funding Date: 03/07/2019

Description:
 CDBG funds were used to purchase an AED (defibrillator) for the Senior Center.
 Financing

	Fund Type	Grant Year	Grant	Funded Amount	Drawn In Program Year	Drawn Thru Program Year
CDBG	EN	2018	B18UC260005	\$1,394.00	\$1,394.00	\$1,394.00
Total	Total			\$1,394.00	\$1,394.00	\$1,394.00

Proposed Accomplishments

People (General) : 425

Actual Accomplishments

Number assisted:	Owner		Renter		Total		Person	
	Total	Hispanic	Total	Hispanic	Total	Hispanic	Total	Hispanic
White:	0	0	0	0	0	0	400	42
Black/African American:	0	0	0	0	0	0	6	0
Asian:	0	0	0	0	0	0	0	0
American Indian/Alaskan Native:	0	0	0	0	0	0	0	0
Native Hawaiian/Other Pacific Islander:	0	0	0	0	0	0	0	0
American Indian/Alaskan Native & White:	0	0	0	0	0	0	0	0
Asian White:	0	0	0	0	0	0	0	0
Black/African American & White:	0	0	0	0	0	0	3	0
American Indian/Alaskan Native & Black/African American:	0	0	0	0	0	0	0	0
Other multi-racial:	0	0	0	0	0	0	3	0
Asian/Pacific Islander:	0	0	0	0	0	0	0	0
Hispanic:	0	0	0	0	0	0	0	0
Total:	0	0	0	0	0	0	412	42
Female-headed Households:	0		0		0			



U.S. Department of Housing and Urban Development
Office of Community Planning and Development
Integrated Disbursement and Information System
CDBG Activity Summary Report (GPR) for Program Year 2018
MACOMB COUNTY

Date: 08-Aug-2019
Time: 12:59
Page: 142

Income Category:	Owner	Renter	Total	Person
Extremely Low	0	0	0	17
Low Mod	0	0	0	185
Moderate	0	0	0	210
Non Low Moderate	0	0	0	0
Total	0	0	0	412
Percent Low/Mod				100.0%

Annual Accomplishments

Years	Accomplishment Narrative	# Benefiting
2018	Defibrillator purchased for Senior Center in case of emergency.	



U.S. Department of Housing and Urban Development
 Office of Community Planning and Development
 Integrated Disbursement and Information System
 CDBG Activity Summary Report (GPR) for Program Year 2018
 MACOMB COUNTY

Date: 08-Aug-2019
 Time: 12:59
 Page: 143

PGM Year: 2018
 Project: 0010 - 2018 CDBG Public Facilities & Infrastructure
 IDIS Activity: 3287 - Chesterfield Sidewalks

Status: Open Objective: Create suitable living environments
 Location: 47275 Sugarbush Rd Chesterfield, MI 48047-5156 Outcome: Availability/accessibility
 Matrix Code: Sidewalks (03L) National Objective: LMA

Initial Funding Date: 03/07/2019

Description:
 CDBG funds will be used to build new and replace old sidewalks along the south side of 24 Mile Road between Gratiot Avenue and North Foster Road.
 Financing

	Fund Type	Grant Year	Grant	Funded Amount	Drawn In Program Year	Drawn Thru Program Year
CDBG	EN	2018	B18UC260005	\$62,217.00	\$0.00	\$0.00
Total	Total			\$62,217.00	\$0.00	\$0.00

Proposed Accomplishments
 People (General) : 3,205
 Total Population in Service Area: 3,115
 Census Tract Percent Low / Mod: 57.14

Annual Accomplishments

Years	Accomplishment Narrative	# Benefitting
2018	Project out for bids as of June 30, 2019.	
2019	First bid process produced no viable bids. Project bidding underway again as of July 31, 2019.	



U.S. Department of Housing and Urban Development
 Office of Community Planning and Development
 Integrated Disbursement and Information System
 CDBG Activity Summary Report (GPR) for Program Year 2018
 MACOMB COUNTY

Date: 08-Aug-2019
 Time: 12:59
 Page: 144

PGM Year: 2018
 Project: 0010 - 2018 CDBG Public Facilities & Infrastructure
 IDIS Activity: 3288 - Eastpointe Roxana Park Improvement Project

Status: Open Objective: Create suitable living environments
 Location: 23200 Gratiot Ave Eastpointe, MI 48021-1651 Outcome: Availability/accessibility
 Matrix Code: Parks, Recreational Facilities (03F) National Objective: LMA

Initial Funding Date: 03/07/2019

Description:

This project includes improvements to Roxana Park.
 Proposed improvements include a new play structure, picnic tables, drinking fountain, electrical for the pavilion and a new paved walkway to the pavilion.

Financing

	Fund Type	Grant Year	Grant	Funded Amount	Drawn In Program Year	Drawn Thru Program Year
CDBG	EN	2018	B18UC260005	\$105,887.00	\$0.00	\$0.00
Total	Total			\$105,887.00	\$0.00	\$0.00

Proposed Accomplishments

Public Facilities : 1
 Total Population in Service Area: 8,390
 Census Tract Percent Low / Mod: 51.31

Annual Accomplishments

Years	Accomplishment Narrative	# Benefitting
2018	Project bid process completed in 2018. Construction to begin August, 2019.	



U.S. Department of Housing and Urban Development
 Office of Community Planning and Development
 Integrated Disbursement and Information System
 CDBG Activity Summary Report (GPR) for Program Year 2018
 MACOMB COUNTY

Date: 08-Aug-2019
 Time: 12:59
 Page: 145

PGM Year: 2018
 Project: 0010 - 2018 CDBG Public Facilities & Infrastructure
 IDIS Activity: 3289 - Harrison Township Sidewalk Project

Status: Open Objective: Create suitable living environments
 Location: 38151 Lanse Creuse St Harrison Township, MI 48045-3479 Outcome: Availability/accessibility
 Matrix Code: Sidewalks (03L) National Objective: LMA

Initial Funding Date: 03/08/2019

Description:
 CDBG funds will be used to install 5' sidewalks to connect the neighborhood along Union Lake between Metro Parkway and Shook.
 Financing

	Fund Type	Grant Year	Grant	Funded Amount	Drawn In Program Year	Drawn Thru Program Year
CDBG	EN	2018	B18UC260005	\$57,244.00	\$0.00	\$0.00
Total	Total			\$57,244.00	\$0.00	\$0.00

Proposed Accomplishments
 Public Facilities : 1
 Total Population in Service Area: 1,265
 Census Tract Percent Low / Mod: 47.83

Years	Accomplishment Narrative	# Benefitting
2018	Project bid process underway as of June 2019. Construction anticipated in fall 2019.	



U.S. Department of Housing and Urban Development
 Office of Community Planning and Development
 Integrated Disbursement and Information System
 CDBG Activity Summary Report (GPR) for Program Year 2018
 MACOMB COUNTY

Date: 08-Aug-2019
 Time: 12:59
 Page: 146

PGM Year: 2018
 Project: 0010 - 2018 CDBG Public Facilities & Infrastructure
 IDIS Activity: 3290 - Shelby Township 2018 Sidewalk Project

Status: Open Objective: Create suitable living environments
 Location: 52700 Van Dyke Ave Shelby Township, MI 48316-3556 Outcome: Availability/accessibility
 Matrix Code: Sidewalks (03L) National Objective: LMA

Initial Funding Date: 03/08/2019

Description:
 CDBG funds will be used to construct 5' wide concrete sidewalk along Wakefield Street and a portion of Melton Street.
 Financing

	Fund Type	Grant Year	Grant	Funded Amount	Drawn In Program Year	Drawn Thru Program Year
CDBG	EN	2018	B18UC260005	\$131,950.00	\$0.00	\$0.00
Total	Total			\$131,950.00	\$0.00	\$0.00

Proposed Accomplishments
 Public Facilities : 1
 Total Population in Service Area: 1,350
 Census Tract Percent Low / Mod: 45.19

Years	Accomplishment Narrative	# Benefitting
2018	Bid process completed and contractor selected. Project is on hold as of July 2019, while Township officials address resident opposition to the project.	



U.S. Department of Housing and Urban Development
 Office of Community Planning and Development
 Integrated Disbursement and Information System
 CDBG Activity Summary Report (GPR) for Program Year 2018
 MACOMB COUNTY

Date: 08-Aug-2019
 Time: 12:59
 Page: 147

PGM Year: 2018
 Project: 0010 - 2018 CDBG Public Facilities & Infrastructure
 IDIS Activity: 3292 - Utica Sidewalk Installation Project

Status: Open Objective: Create suitable living environments
 Location: 7550 Auburn Rd Utica, MI 48317-5216 Outcome: Sustainability
 Matrix Code: Sidewalks (03L) National Objective: LMA

Initial Funding Date: 03/29/2019

Description:

Funds will be used to replace deteriorated existing sidewalk pavers that serve residential neighborhoods eliminating tripfall hazards.

Financing

	Fund Type	Grant Year	Grant	Funded Amount	Drawn In Program Year	Drawn Thru Program Year
CDBG	EN	2018	B18UC260005	\$8,534.00	\$0.00	\$0.00
Total	Total			\$8,534.00	\$0.00	\$0.00

Proposed Accomplishments

Public Facilities : 1
 Total Population in Service Area: 3,575
 Census Tract Percent Low / Mod: 50.07

Annual Accomplishments

Years	Accomplishment Narrative	# Benefitting
2018	City staff are undertaking procurement as of June 30, 2019.	



U.S. Department of Housing and Urban Development
 Office of Community Planning and Development
 Integrated Disbursement and Information System
 CDBG Activity Summary Report (GPR) for Program Year 2018
 MACOMB COUNTY

Date: 08-Aug-2019
 Time: 12:59
 Page: 148

PGM Year: 2018
 Project: 0010 - 2018 CDBG Public Facilities & Infrastructure
 IDIS Activity: 3293 - Chesterfield Township Senior Center Improvements

Status: Open Objective: Create suitable living environments
 Location: 47275 Sugarbush Rd MI Chesterfield, MI 48047-5156 Outcome: Sustainability
 Matrix Code: Senior Centers (03A) National Objective: LMC

Initial Funding Date: 04/15/2019

Description:
 Improvements to senior center cement block wall.
 Financing

	Fund Type	Grant Year	Grant	Funded Amount	Drawn In Program Year	Drawn Thru Program Year
CDBG	EN	2018	B18UC260005	\$10,000.00	\$0.00	\$0.00
Total	Total			\$10,000.00	\$0.00	\$0.00

Proposed Accomplishments

Public Facilities : 1

Actual Accomplishments

Number assisted:	Owner		Renter		Total		Person	
	Total	Hispanic	Total	Hispanic	Total	Hispanic	Total	Hispanic
White:	0	0	0	0	0	0	0	0
Black/African American:	0	0	0	0	0	0	0	0
Asian:	0	0	0	0	0	0	0	0
American Indian/Alaskan Native:	0	0	0	0	0	0	0	0
Native Hawaiian/Other Pacific Islander:	0	0	0	0	0	0	0	0
American Indian/Alaskan Native & White:	0	0	0	0	0	0	0	0
Asian White:	0	0	0	0	0	0	0	0
Black/African American & White:	0	0	0	0	0	0	0	0
American Indian/Alaskan Native & Black/African American:	0	0	0	0	0	0	0	0
Other multi-racial:	0	0	0	0	0	0	0	0
Asian/Pacific Islander:	0	0	0	0	0	0	0	0
Hispanic:	0	0	0	0	0	0	0	0
Total:	0	0	0	0	0	0	0	0
Female-headed Households:	0		0		0		0	



U.S. Department of Housing and Urban Development
Office of Community Planning and Development
Integrated Disbursement and Information System
CDBG Activity Summary Report (GPR) for Program Year 2018
MACOMB COUNTY

Date: 08-Aug-2019
Time: 12:59
Page: 149

Income Category:	Owner	Renter	Total	Person
Extremely Low	0	0	0	0
Low Mod	0	0	0	0
Moderate	0	0	0	0
Non Low Moderate	0	0	0	0
Total	0	0	0	0
Percent Low/Mod				

Annual Accomplishments

Years	Accomplishment Narrative	# Benefiting
2018	Project modified in 2018. Landscaping removed in favor of recladding one wall of senior center. Bid process anticipated early in PY 2019.	



U.S. Department of Housing and Urban Development
 Office of Community Planning and Development
 Integrated Disbursement and Information System
 CDBG Activity Summary Report (GPR) for Program Year 2018
 MACOMB COUNTY

Date: 08-Aug-2019
 Time: 12:59
 Page: 150

PGM Year: 2018
 Project: 0010 - 2018 CDBG Public Facilities & Infrastructure
 IDIS Activity: 3294 - Mount Clemens ADA Improvements

Status: Open Objective: Create suitable living environments
 Location: 200 N Groesbeck Hwy Mount Clemens, MI 48043-1503 Outcome: Availability/accessibility
 Matrix Code: Other Public Improvements Not Listed in 03A-03S (03Z) National Objective: LMC

Initial Funding Date: 04/15/2019

Description:

Removal of architectural barriers.
 The City will use CDBG funds to install barrier free doors and walkways at the Mount Clemens Ice Arena and Mount Clemens Community Center.

Financing

	Fund Type	Grant Year	Grant	Funded Amount	Drawn In Program Year	Drawn Thru Program Year
CDBG	EN	2018	B18UC260005	\$31,640.00	\$0.00	\$0.00
Total	Total			\$31,640.00	\$0.00	\$0.00

Proposed Accomplishments

Public Facilities : 2

Actual Accomplishments

Number assisted:

	Owner		Renter		Total		Person	
	Total	Hispanic	Total	Hispanic	Total	Hispanic	Total	Hispanic
White:	0	0	0	0	0	0	0	0
Black/African American:	0	0	0	0	0	0	0	0
Asian:	0	0	0	0	0	0	0	0
American Indian/Alaskan Native:	0	0	0	0	0	0	0	0
Native Hawaiian/Other Pacific Islander:	0	0	0	0	0	0	0	0
American Indian/Alaskan Native & White:	0	0	0	0	0	0	0	0
Asian White:	0	0	0	0	0	0	0	0
Black/African American & White:	0	0	0	0	0	0	0	0
American Indian/Alaskan Native & Black/African American:	0	0	0	0	0	0	0	0
Other multi-racial:	0	0	0	0	0	0	0	0
Asian/Pacific Islander:	0	0	0	0	0	0	0	0
Hispanic:	0	0	0	0	0	0	0	0
Total:	0	0	0	0	0	0	0	0
Female-headed Households:	0		0		0			



U.S. Department of Housing and Urban Development
Office of Community Planning and Development
Integrated Disbursement and Information System
CDBG Activity Summary Report (GPR) for Program Year 2018
MACOMB COUNTY

Date: 08-Aug-2019
Time: 12:59
Page: 151

Income Category:	Owner	Renter	Total	Person
Extremely Low	0	0	0	0
Low Mod	0	0	0	0
Moderate	0	0	0	0
Non Low Moderate	0	0	0	0
Total	0	0	0	0
Percent Low/Mod				

Annual Accomplishments

Years	Accomplishment Narrative	# Benefiting
2018	ADA improvements installed at the Mount Clemens Ice Arena.	



U.S. Department of Housing and Urban Development
 Office of Community Planning and Development
 Integrated Disbursement and Information System
 CDBG Activity Summary Report (GPR) for Program Year 2018
 MACOMB COUNTY

Date: 08-Aug-2019
 Time: 12:59
 Page: 152

PGM Year: 2018
 Project: 0010 - 2018 CDBG Public Facilities & Infrastructure
 IDIS Activity: 3295 - Mount Clemens Demolition

Status: Open Objective: Create suitable living environments
 Location: 1 Crocker Blvd Mount Clemens, MI 48043-2525 Outcome: Sustainability
 Matrix Code: Clearance and Demolition (04) National Objective: SBS

Initial Funding Date: 04/15/2019

Description:

The City will use CDBG funds demolish a blighted restroom/utility structure at Clinton River Park along NB Gratiot. Project location: Clinton River Park, bounded by Northbound Gratiot Avenue, Dickinson Street, Crocker Boulevard and the Clinton River; Sidwell #11-14-229-001.

Financing

	Fund Type	Grant Year	Grant	Funded Amount	Drawn In Program Year	Drawn Thru Program Year
CDBG	EN	2018	B18UC260005	\$18,254.00	\$0.00	\$0.00
Total	Total			\$18,254.00	\$0.00	\$0.00

Proposed Accomplishments

Public Facilities : 1

Annual Accomplishments

Years	Accomplishment Narrative	# Benefitting
2018	Engineering conducted in PY 2018. Site characteristics require a project modification however, Bidding and construction will occur in PY 2019.	



U.S. Department of Housing and Urban Development
 Office of Community Planning and Development
 Integrated Disbursement and Information System
 CDBG Activity Summary Report (GPR) for Program Year 2018
 MACOMB COUNTY

Date: 08-Aug-2019
 Time: 12:59
 Page: 153

PGM Year: 2018
 Project: 0010 - 2018 CDBG Public Facilities & Infrastructure
 IDIS Activity: 3296 - New Baltimore Burke Park ADA Improvements

Status: Open
 Location: 36300 Front St New Baltimore, MI 48047-2169
 Objective: Create suitable living environments
 Outcome: Availability/accessibility
 Matrix Code: Other Public Improvements Not Listed in 03A-03S (03Z)
 National Objective: LMC

Initial Funding Date: 04/15/2019

Description:
 ADA improvements to park restrooms.
 Financing

	Fund Type	Grant Year	Grant	Funded Amount	Drawn In Program Year	Drawn Thru Program Year
CDBG	EN	2018	B18UC260005	\$21,920.00	\$0.00	\$0.00
Total	Total			\$21,920.00	\$0.00	\$0.00

Proposed Accomplishments

Public Facilities : 1

Actual Accomplishments

Number assisted:	Owner		Renter		Total		Person	
	Total	Hispanic	Total	Hispanic	Total	Hispanic	Total	Hispanic
White:	0	0	0	0	0	0	0	0
Black/African American:	0	0	0	0	0	0	0	0
Asian:	0	0	0	0	0	0	0	0
American Indian/Alaskan Native:	0	0	0	0	0	0	0	0
Native Hawaiian/Other Pacific Islander:	0	0	0	0	0	0	0	0
American Indian/Alaskan Native & White:	0	0	0	0	0	0	0	0
Asian White:	0	0	0	0	0	0	0	0
Black/African American & White:	0	0	0	0	0	0	0	0
American Indian/Alaskan Native & Black/African American:	0	0	0	0	0	0	0	0
Other multi-racial:	0	0	0	0	0	0	0	0
Asian/Pacific Islander:	0	0	0	0	0	0	0	0
Hispanic:	0	0	0	0	0	0	0	0
Total:	0	0	0	0	0	0	0	0
Female-headed Households:	0		0		0			



U.S. Department of Housing and Urban Development
Office of Community Planning and Development
Integrated Disbursement and Information System
CDBG Activity Summary Report (GPR) for Program Year 2018
MACOMB COUNTY

Date: 08-Aug-2019
Time: 12:59
Page: 154

Income Category:	Owner	Renter	Total	Person
Extremely Low	0	0	0	0
Low Mod	0	0	0	0
Moderate	0	0	0	0
Non Low Moderate	0	0	0	0
Total	0	0	0	0
Percent Low/Mod				

Annual Accomplishments

Years	Accomplishment Narrative	# Benefiting
2018	Construction of ADA improvements to Burke Park pavilion begun and completed in PY 2018.	



U.S. Department of Housing and Urban Development
 Office of Community Planning and Development
 Integrated Disbursement and Information System
 CDBG Activity Summary Report (GPR) for Program Year 2018
 MACOMB COUNTY

Date: 08-Aug-2019
 Time: 12:59
 Page: 155

PGM Year: 2018
 Project: 0010 - 2018 CDBG Public Facilities & Infrastructure
 IDIS Activity: 3297 - Richmond City ADA Crosswalk Project

Status: Open Objective: Create suitable living environments
 Location: 36725 Division Rd Richmond, MI 48062-1543 Outcome: Availability/accessibility
 Matrix Code: Sidewalks (03L) National Objective: LMC

Initial Funding Date: 04/16/2019

Description:
 CDBG funds will be used to install barrier free ramps and crosswalks at the intersection of Oak Street and Beier Street.
 Financing

	Fund Type	Grant Year	Grant	Funded Amount	Drawn In Program Year	Drawn Thru Program Year
CDBG	EN	2018	B18UC260005	\$13,458.00	\$0.00	\$0.00
Total	Total			\$13,458.00	\$0.00	\$0.00

Proposed Accomplishments

People (General) : 714

Actual Accomplishments

Number assisted:	Owner		Renter		Total		Person	
	Total	Hispanic	Total	Hispanic	Total	Hispanic	Total	Hispanic
White:	0	0	0	0	0	0	0	0
Black/African American:	0	0	0	0	0	0	0	0
Asian:	0	0	0	0	0	0	0	0
American Indian/Alaskan Native:	0	0	0	0	0	0	0	0
Native Hawaiian/Other Pacific Islander:	0	0	0	0	0	0	0	0
American Indian/Alaskan Native & White:	0	0	0	0	0	0	0	0
Asian White:	0	0	0	0	0	0	0	0
Black/African American & White:	0	0	0	0	0	0	0	0
American Indian/Alaskan Native & Black/African American:	0	0	0	0	0	0	0	0
Other multi-racial:	0	0	0	0	0	0	0	0
Asian/Pacific Islander:	0	0	0	0	0	0	0	0
Hispanic:	0	0	0	0	0	0	0	0
Total:	0	0	0	0	0	0	0	0
Female-headed Households:	0		0		0			



U.S. Department of Housing and Urban Development
Office of Community Planning and Development
Integrated Disbursement and Information System
CDBG Activity Summary Report (GPR) for Program Year 2018
MACOMB COUNTY

Date: 08-Aug-2019
Time: 12:59
Page: 156

Income Category:	Owner	Renter	Total	Person
Extremely Low	0	0	0	0
Low Mod	0	0	0	0
Moderate	0	0	0	0
Non Low Moderate	0	0	0	0
Total	0	0	0	0
Percent Low/Mod				

Annual Accomplishments

Years	Accomplishment Narrative	# Benefiting
2018	Barrier free ramps and crosswalks installed at the intersection of Oak Street and Beier Street.	



U.S. Department of Housing and Urban Development
 Office of Community Planning and Development
 Integrated Disbursement and Information System
 CDBG Activity Summary Report (GPR) for Program Year 2018
 MACOMB COUNTY

Date: 08-Aug-2019
 Time: 12:59
 Page: 157

PGM Year: 2018
 Project: 0010 - 2018 CDBG Public Facilities & Infrastructure
 IDIS Activity: 3298 - Fraser ADA Sidewalk Improvements

Status: Open Objective: Create suitable living environments
 Location: 33000 Garfield Rd Fraser, MI 48026-1858 Outcome: Availability/accessibility
 Matrix Code: Sidewalks (03L) National Objective: LMC

Initial Funding Date: 04/16/2019

Description:
 CDBG funds will be used to install ADA barrier free sidewalk ramps in the area of Breezeway and Eveningside.
 Financing

	Fund Type	Grant Year	Grant	Funded Amount	Drawn In Program Year	Drawn Thru Program Year
CDBG	EN	2018	B18UC260005	\$26,572.00	\$0.00	\$0.00
Total	Total			\$26,572.00	\$0.00	\$0.00

Proposed Accomplishments

People (General) : 1,861

Actual Accomplishments

Number assisted:	Owner		Renter		Total		Person	
	Total	Hispanic	Total	Hispanic	Total	Hispanic	Total	Hispanic
White:	0	0	0	0	0	0	3,192	113
Black/African American:	0	0	0	0	0	0	299	0
Asian:	0	0	0	0	0	0	44	0
American Indian/Alaskan Native:	0	0	0	0	0	0	0	0
Native Hawaiian/Other Pacific Islander:	0	0	0	0	0	0	9	0
American Indian/Alaskan Native & White:	0	0	0	0	0	0	0	0
Asian White:	0	0	0	0	0	0	0	0
Black/African American & White:	0	0	0	0	0	0	0	0
American Indian/Alaskan Native & Black/African American:	0	0	0	0	0	0	0	0
Other multi-racial:	0	0	0	0	0	0	78	0
Asian/Pacific Islander:	0	0	0	0	0	0	0	0
Hispanic:	0	0	0	0	0	0	0	0
Total:	0	0	0	0	0	0	3,622	113
Female-headed Households:	0		0		0			



U.S. Department of Housing and Urban Development
Office of Community Planning and Development
Integrated Disbursement and Information System
CDBG Activity Summary Report (GPR) for Program Year 2018
MACOMB COUNTY

Date: 08-Aug-2019
Time: 12:59
Page: 158

Income Category:	Owner	Renter	Total	Person
Extremely Low	0	0	0	0
Low Mod	0	0	0	3,622
Moderate	0	0	0	0
Non Low Moderate	0	0	0	0
Total	0	0	0	3,622
Percent Low/Mod				100.0%

Annual Accomplishments

Years	Accomplishment Narrative	# Benefiting
2018	ADA sidewalk ramp construction completed in PY 2018.	



U.S. Department of Housing and Urban Development
 Office of Community Planning and Development
 Integrated Disbursement and Information System
 CDBG Activity Summary Report (GPR) for Program Year 2018
 MACOMB COUNTY

Date: 08-Aug-2019
 Time: 12:59
 Page: 159

PGM Year: 2018
 Project: 0009 - 2018 CDBG Public Services
 IDIS Activity: 3299 - Utica Pioneers

Status: Completed 7/10/2019 12:00:00 AM
 Location: 7550 Auburn Rd Utica, MI 48317-5216
 Objective: Create suitable living environments
 Outcome: Availability/accessibility
 Matrix Code: Senior Services (05A) National Objective: LMC

Initial Funding Date: 04/16/2019

Description:
 The Utica Pioneers serves the elderly by providing socialization.
 CDBG funds will be used for programs.
 Financing

	Fund Type	Grant Year	Grant	Funded Amount	Drawn In Program Year	Drawn Thru Program Year
CDBG	EN	2018	B18UC260005	\$600.00	\$0.00	\$0.00
Total	Total			\$600.00	\$0.00	\$0.00

Proposed Accomplishments

People (General) : 60

Actual Accomplishments

Number assisted:

	Owner		Renter		Total		Person	
	Total	Hispanic	Total	Hispanic	Total	Hispanic	Total	Hispanic
White:	0	0	0	0	0	0	21	0
Black/African American:	0	0	0	0	0	0	1	0
Asian:	0	0	0	0	0	0	0	0
American Indian/Alaskan Native:	0	0	0	0	0	0	0	0
Native Hawaiian/Other Pacific Islander:	0	0	0	0	0	0	0	0
American Indian/Alaskan Native & White:	0	0	0	0	0	0	0	0
Asian White:	0	0	0	0	0	0	0	0
Black/African American & White:	0	0	0	0	0	0	0	0
American Indian/Alaskan Native & Black/African American:	0	0	0	0	0	0	0	0
Other multi-racial:	0	0	0	0	0	0	0	0
Asian/Pacific Islander:	0	0	0	0	0	0	0	0
Hispanic:	0	0	0	0	0	0	0	0
Total:	0	0	0	0	0	0	22	0
Female-headed Households:	0		0		0			



U.S. Department of Housing and Urban Development
Office of Community Planning and Development
Integrated Disbursement and Information System
CDBG Activity Summary Report (GPR) for Program Year 2018
MACOMB COUNTY

Date: 08-Aug-2019
Time: 12:59
Page: 160

Income Category:	Owner	Renter	Total	Person
Extremely Low	0	0	0	0
Low Mod	0	0	0	0
Moderate	0	0	0	22
Non Low Moderate	0	0	0	0
Total	0	0	0	22
Percent Low/Mod				100.0%

Annual Accomplishments

Years	Accomplishment Narrative	# Benefiting
2019	Funds used for a senior luncheon event.	



U.S. Department of Housing and Urban Development
 Office of Community Planning and Development
 Integrated Disbursement and Information System
 CDBG Activity Summary Report (GPR) for Program Year 2018
 MACOMB COUNTY

Date: 08-Aug-2019
 Time: 12:59
 Page: 161

PGM Year: 2018
 Project: 0009 - 2018 CDBG Public Services
 IDIS Activity: 3300 - Utica Large Print Books

Status: Open Objective: Create suitable living environments
 Location: 7530 Auburn Rd Utica, MI 48317-5216 Outcome: Availability/accessibility
 Matrix Code: Senior Services (05A) National Objective: LMC

Initial Funding Date: 04/16/2019

Description:
 CDBG funds will be used to purchase large print books for the elderly and the vision impaired.
 Financing

	Fund Type	Grant Year	Grant	Funded Amount	Drawn In Program Year	Drawn Thru Program Year
CDBG	EN	2018	B18UC260005	\$600.00	\$359.43	\$359.43
Total	Total			\$600.00	\$359.43	\$359.43

Proposed Accomplishments

People (General) : 829

Actual Accomplishments

Number assisted:	Owner		Renter		Total		Person	
	Total	Hispanic	Total	Hispanic	Total	Hispanic	Total	Hispanic
White:	0	0	0	0	0	0	766	0
Black/African American:	0	0	0	0	0	0	2	0
Asian:	0	0	0	0	0	0	6	0
American Indian/Alaskan Native:	0	0	0	0	0	0	0	0
Native Hawaiian/Other Pacific Islander:	0	0	0	0	0	0	0	0
American Indian/Alaskan Native & White:	0	0	0	0	0	0	0	0
Asian White:	0	0	0	0	0	0	0	0
Black/African American & White:	0	0	0	0	0	0	0	0
American Indian/Alaskan Native & Black/African American:	0	0	0	0	0	0	0	0
Other multi-racial:	0	0	0	0	0	0	55	0
Asian/Pacific Islander:	0	0	0	0	0	0	0	0
Hispanic:	0	0	0	0	0	0	0	0
Total:	0	0	0	0	0	0	829	0
Female-headed Households:	0		0		0			



U.S. Department of Housing and Urban Development
Office of Community Planning and Development
Integrated Disbursement and Information System
CDBG Activity Summary Report (GPR) for Program Year 2018
MACOMB COUNTY

Date: 08-Aug-2019
Time: 12:59
Page: 162

Income Category:	Owner	Renter	Total	Person
Extremely Low	0	0	0	0
Low Mod	0	0	0	829
Moderate	0	0	0	0
Non Low Moderate	0	0	0	0
Total	0	0	0	829
Percent Low/Mod				100.0%

Annual Accomplishments

Years	Accomplishment Narrative	# Benefiting
2019	Large print books purchased for the Utica Public Library for disabled and elderly patrons.	



U.S. Department of Housing and Urban Development
 Office of Community Planning and Development
 Integrated Disbursement and Information System
 CDBG Activity Summary Report (GPR) for Program Year 2018
 MACOMB COUNTY

Date: 08-Aug-2019
 Time: 12:59
 Page: 163

PGM Year: 2018
 Project: 0009 - 2018 CDBG Public Services
 IDIS Activity: 3301 - Washington Twp Senior Center AED

Status: Completed 6/25/2019 12:00:00 AM Objective: Create suitable living environments
 Location: 57900 Van Dyke Rd Washington Township, MI 48094-2883 Outcome: Availability/accessibility
 Matrix Code: Senior Services (05A) National Objective: LMC

Initial Funding Date: 04/16/2019

Description:
 CDBG funds will be used to purchase an AED for the Washington Township Senior Center.
 Financing

	Fund Type	Grant Year	Grant	Funded Amount	Drawn In Program Year	Drawn Thru Program Year
CDBG	EN	2018	B18UC260005	\$1,000.00	\$1,000.00	\$1,000.00
Total	Total			\$1,000.00	\$1,000.00	\$1,000.00

Proposed Accomplishments

People (General) : 775

Actual Accomplishments

Number assisted:	Owner		Renter		Total		Person	
	Total	Hispanic	Total	Hispanic	Total	Hispanic	Total	Hispanic
White:	0	0	0	0	0	0	959	84
Black/African American:	0	0	0	0	0	0	10	0
Asian:	0	0	0	0	0	0	0	0
American Indian/Alaskan Native:	0	0	0	0	0	0	0	0
Native Hawaiian/Other Pacific Islander:	0	0	0	0	0	0	0	0
American Indian/Alaskan Native & White:	0	0	0	0	0	0	0	0
Asian White:	0	0	0	0	0	0	0	0
Black/African American & White:	0	0	0	0	0	0	0	0
American Indian/Alaskan Native & Black/African American:	0	0	0	0	0	0	0	0
Other multi-racial:	0	0	0	0	0	0	0	0
Asian/Pacific Islander:	0	0	0	0	0	0	0	0
Hispanic:	0	0	0	0	0	0	0	0
Total:	0	0	0	0	0	0	969	84
Female-headed Households:	0		0		0			



U.S. Department of Housing and Urban Development
Office of Community Planning and Development
Integrated Disbursement and Information System
CDBG Activity Summary Report (GPR) for Program Year 2018
MACOMB COUNTY

Date: 08-Aug-2019
Time: 12:59
Page: 164

Income Category:	Owner	Renter	Total	Person
Extremely Low	0	0	0	0
Low Mod	0	0	0	0
Moderate	0	0	0	969
Non Low Moderate	0	0	0	0
Total	0	0	0	969
Percent Low/Mod				100.0%

Annual Accomplishments

Years	Accomplishment Narrative	# Benefiting
2018	AED unit purchased for potential medical emergencies.	



U.S. Department of Housing and Urban Development
 Office of Community Planning and Development
 Integrated Disbursement and Information System
 CDBG Activity Summary Report (GPR) for Program Year 2018
 MACOMB COUNTY

Date: 08-Aug-2019
 Time: 12:59
 Page: 165

PGM Year: 2018
 Project: 0009 - 2018 CDBG Public Services
 IDIS Activity: 3302 - Washington Township Warming Center Kits

Status: Completed 6/25/2019 12:00:00 AM
 Location: 57900 Van Dyke Rd Washington Township, MI 48094-2883
 Objective: Create suitable living environments
 Outcome: Availability/accessibility
 Matrix Code: Other Public Services Not Listed in 05A-05Y, 03T (05Z)
 National Objective: LMC

Initial Funding Date: 04/16/2019

Description:
 Washington Township is designated as an emergency warming center.
 CDBG funds will be used for cots, blankets, pillows and personal hygiene kits for those that are made homeless due to extreme weather.
 Financing

	Fund Type	Grant Year	Grant	Funded Amount	Drawn In Program Year	Drawn Thru Program Year
CDBG	EN	2018	B18UC260005	\$1,266.00	\$1,266.00	\$1,266.00
Total	Total			\$1,266.00	\$1,266.00	\$1,266.00

Proposed Accomplishments
 People (General) : 25

Actual Accomplishments

Number assisted:	Owner		Renter		Total		Person	
	Total	Hispanic	Total	Hispanic	Total	Hispanic	Total	Hispanic
White:	0	0	0	0	0	0	24	1
Black/African American:	0	0	0	0	0	0	1	0
Asian:	0	0	0	0	0	0	0	0
American Indian/Alaskan Native:	0	0	0	0	0	0	0	0
Native Hawaiian/Other Pacific Islander:	0	0	0	0	0	0	0	0
American Indian/Alaskan Native & White:	0	0	0	0	0	0	0	0
Asian White:	0	0	0	0	0	0	0	0
Black/African American & White:	0	0	0	0	0	0	0	0
American Indian/Alaskan Native & Black/African American:	0	0	0	0	0	0	0	0
Other multi-racial:	0	0	0	0	0	0	0	0
Asian/Pacific Islander:	0	0	0	0	0	0	0	0
Hispanic:	0	0	0	0	0	0	0	0
Total:	0	0	0	0	0	0	25	1
Female-headed Households:	0		0		0			

PR03 - MACOMB COUNTY

Page: 165 of 173



U.S. Department of Housing and Urban Development
Office of Community Planning and Development
Integrated Disbursement and Information System
CDBG Activity Summary Report (GPR) for Program Year 2018
MACOMB COUNTY

Date: 08-Aug-2019
Time: 12:59
Page: 166

Income Category:	Owner	Renter	Total	Person
Extremely Low	0	0	0	25
Low Mod	0	0	0	0
Moderate	0	0	0	0
Non Low Moderate	0	0	0	0
Total	0	0	0	25
Percent Low/Mod				100.0%

Annual Accomplishments

Years	Accomplishment Narrative	# Benefiting
2018	Warming Center kits purchased for residents needing shelter in inclement weather.	



U.S. Department of Housing and Urban Development
 Office of Community Planning and Development
 Integrated Disbursement and Information System
 CDBG Activity Summary Report (GPR) for Program Year 2018
 MACOMB COUNTY

Date: 08-Aug-2019
 Time: 12:59
 Page: 167

PGM Year: 2018
 Project: 0007 - 2018 CDBG Housing Rehabilitation
 IDIS Activity: 3305 - 2018 CDBG Housing Rehabilitation

Status: Open Objective: Provide decent affordable housing
 Location: Address Suppressed Outcome: Sustainability
 Matrix Code: Rehab; Single-Unit Residential (14A) National Objective: LMH

Initial Funding Date: 06/04/2019

Description:
 CDBG funds will be used for rehabilitation activities for owner-occupied housing.
 Financing

	Fund Type	Grant Year	Grant	Funded Amount	Drawn In Program Year	Drawn Thru Program Year
CDBG	EN	2016	B16UC260005	\$201,083.85	\$0.00	\$0.00
		2018	B18UC260005	\$365,964.46	\$0.00	\$0.00
Total	Total			\$567,048.31	\$0.00	\$0.00

Proposed Accomplishments

Housing Units : 1

Actual Accomplishments

Number assisted:	Owner		Renter		Total		Person	
	Total	Hispanic	Total	Hispanic	Total	Hispanic	Total	Hispanic
White:	0	0	0	0	0	0	0	0
Black/African American:	0	0	0	0	0	0	0	0
Asian:	0	0	0	0	0	0	0	0
American Indian/Alaskan Native:	0	0	0	0	0	0	0	0
Native Hawaiian/Other Pacific Islander:	0	0	0	0	0	0	0	0
American Indian/Alaskan Native & White:	0	0	0	0	0	0	0	0
Asian White:	0	0	0	0	0	0	0	0
Black/African American & White:	0	0	0	0	0	0	0	0
American Indian/Alaskan Native & Black/African American:	0	0	0	0	0	0	0	0
Other multi-racial:	0	0	0	0	0	0	0	0
Asian/Pacific Islander:	0	0	0	0	0	0	0	0
Hispanic:	0	0	0	0	0	0	0	0
Total:	0	0	0	0	0	0	0	0
Female-headed Households:	0		0		0			

PR03 - MACOMB COUNTY

Page: 167 of 173



U.S. Department of Housing and Urban Development
Office of Community Planning and Development
Integrated Disbursement and Information System
CDBG Activity Summary Report (GPR) for Program Year 2018
MACOMB COUNTY

Date: 08-Aug-2019
Time: 12:59
Page: 168

Income Category:

	Owner	Renter	Total	Person
Extremely Low	0	0	0	0
Low Mod	0	0	0	0
Moderate	0	0	0	0
Non Low Moderate	0	0	0	0
Total	0	0	0	0
Percent Low/Mod				

Annual Accomplishments

No data returned for this view. This might be because the applied filter excludes all data.



U.S. Department of Housing and Urban Development
 Office of Community Planning and Development
 Integrated Disbursement and Information System
 CDBG Activity Summary Report (GPR) for Program Year 2018
 MACOMB COUNTY

Date: 08-Aug-2019
 Time: 12:59
 Page: 169

PGM Year: 2018
 Project: 0010 - 2018 CDBG Public Facilities & Infrastructure
 IDIS Activity: 3306 - 2018 Macomb County FRC ADA Improvements

Status: Open Objective: Create suitable living environments
 Location: 196 N Rose St Mount Clemens, MI 48043-1540 Outcome: Availability/accessibility
 Matrix Code: Other Public Improvements Not Listed in 03A-03S (03Z) National Objective: LMC

Initial Funding Date: 06/05/2019

Description:
 CDBG funds will be used to make ADA improvements to the Macomb County Family Resource Center.
 Financing

	Fund Type	Grant Year	Grant	Funded Amount	Drawn In Program Year	Drawn Thru Program Year
CDBG	EN	2018	B18UC260005	\$25,000.00	\$0.00	\$0.00
Total	Total			\$25,000.00	\$0.00	\$0.00

Proposed Accomplishments

Actual Accomplishments

Number assisted:	Owner		Renter		Total		Person	
	Total	Hispanic	Total	Hispanic	Total	Hispanic	Total	Hispanic
White:	0	0	0	0	0	0	0	0
Black/African American:	0	0	0	0	0	0	0	0
Asian:	0	0	0	0	0	0	0	0
American Indian/Alaskan Native:	0	0	0	0	0	0	0	0
Native Hawaiian/Other Pacific Islander:	0	0	0	0	0	0	0	0
American Indian/Alaskan Native & White:	0	0	0	0	0	0	0	0
Asian White:	0	0	0	0	0	0	0	0
Black/African American & White:	0	0	0	0	0	0	0	0
American Indian/Alaskan Native & Black/African American:	0	0	0	0	0	0	0	0
Other multi-racial:	0	0	0	0	0	0	0	0
Asian/Pacific Islander:	0	0	0	0	0	0	0	0
Hispanic:	0	0	0	0	0	0	0	0
Total:	0	0	0	0	0	0	0	0
Female-headed Households:	0		0		0			
Income Category:	Owner	Renter	Total	Person				



U.S. Department of Housing and Urban Development
Office of Community Planning and Development
Integrated Disbursement and Information System
CDBG Activity Summary Report (GPR) for Program Year 2018
MACOMB COUNTY

Date: 08-Aug-2019
Time: 12:59
Page: 170

Extremely Low	0	0	0	0
Low Mod	0	0	0	0
Moderate	0	0	0	0
Non Low Moderate	0	0	0	0
Total	0	0	0	0
Percent Low/Mod				

Annual Accomplishments

No data returned for this view. This might be because the applied filter excludes all data.



U.S. Department of Housing and Urban Development
 Office of Community Planning and Development
 Integrated Disbursement and Information System
 CDBG Activity Summary Report (GPR) for Program Year 2018
 MACOMB COUNTY

Date: 08-Aug-2019
 Time: 12:59
 Page: 171

PGM Year: 2016
 Project: 0013 - 2016 CDBG Public Facilities and Infrastructure Improvements
 IDIS Activity: 3307 - 2016 Macomb County FRC ADA Improvements

Status: Open Objective: Create suitable living environments
 Location: 196 N Rose St Mount Clemens, MI 48043-1540 Outcome: Availability/accessibility
 Matrix Code: Other Public Improvements Not Listed in 03A-03S (03Z) National Objective: LMC

Initial Funding Date: 06/06/2019

Description:
 CDBG funds will be used to make ADA improvements to the Macomb County Family Resource Center.
 Financing

	Fund Type	Grant Year	Grant	Funded Amount	Drawn In Program Year	Drawn Thru Program Year
CDBG	EN	2016	B16UC260005	\$25,000.00	\$0.00	\$0.00
Total	Total			\$25,000.00	\$0.00	\$0.00

Proposed Accomplishments

Public Facilities : 1

Actual Accomplishments

Number assisted:	Owner		Renter		Total		Person	
	Total	Hispanic	Total	Hispanic	Total	Hispanic	Total	Hispanic
White:	0	0	0	0	0	0	0	0
Black/African American:	0	0	0	0	0	0	0	0
Asian:	0	0	0	0	0	0	0	0
American Indian/Alaskan Native:	0	0	0	0	0	0	0	0
Native Hawaiian/Other Pacific Islander:	0	0	0	0	0	0	0	0
American Indian/Alaskan Native & White:	0	0	0	0	0	0	0	0
Asian White:	0	0	0	0	0	0	0	0
Black/African American & White:	0	0	0	0	0	0	0	0
American Indian/Alaskan Native & Black/African American:	0	0	0	0	0	0	0	0
Other multi-racial:	0	0	0	0	0	0	0	0
Asian/Pacific Islander:	0	0	0	0	0	0	0	0
Hispanic:	0	0	0	0	0	0	0	0
Total:	0	0	0	0	0	0	0	0
Female-headed Households:	0		0		0		0	



U.S. Department of Housing and Urban Development
Office of Community Planning and Development
Integrated Disbursement and Information System
CDBG Activity Summary Report (GPR) for Program Year 2018
MACOMB COUNTY

Date: 08-Aug-2019
Time: 12:59
Page: 172

Income Category:	Owner	Renter	Total	Person
Extremely Low	0	0	0	0
Low Mod	0	0	0	0
Moderate	0	0	0	0
Non Low Moderate	0	0	0	0
Total	0	0	0	0
Percent Low/Mod				

Annual Accomplishments

No data returned for this view. This might be because the applied filter excludes all data.



U.S. Department of Housing and Urban Development
Office of Community Planning and Development
Integrated Disbursement and Information System
CDBG Activity Summary Report (GPR) for Program Year 2018
MACOMB COUNTY

Date: 08-Aug-2019
Time: 12:59
Page: 173

Total Funded Amount:	\$18,408,104.73
Total Drawn Thru Program Year:	\$15,896,365.10
Total Drawn In Program Year:	\$1,474,557.12

U.S. DEPARTMENT OF HOUSING AND URBAN
DEVELOPMENT
OFFICE OF COMMUNITY PLANNING AND DEVELOPMENT
PR06 - Summary of Consolidated Plan Projects for Report Year

DATE: 8/8/2019
TIME: 1:28:19 PM
PAGE: 1/2

IDIS

Plan IDIS Year Project	Project Title and Description	Program	Project Estimate	Committed Amount	Amount Drawn Thru Report Year	Amount Available to Draw	Amount Drawn in Report Year	
2018 1	2018 ESG Activities	The fiscal year 2018 ESG funds for Macomb County will be allocated to program administration, HMIS, shelter operations, homelessness prevention, and rapid re-housing.	HESG	\$154,440.00	\$154,440.00	\$52,672.53	\$101,767.47	\$52,672.53
2	2018 HOME Administration	Costs related to the administration of the HOME program.	HOME	\$179,786.30	\$179,786.30	\$0.00	\$179,786.30	\$0.00
3	2018 HOME CHDO Operating	The Macomb HOME Consortium may set aside up to 5% of its HOME allocation for CHDO operations. Funds will be used to provide general operating assistance for CHDOs that are receiving set-aside funds for an activity (or activities) or who are under written agreement to receive set-aside funds within 24 months of the date of the agreement.	HOME	\$50,000.00	\$0.00	\$0.00	\$0.00	\$0.00
4	2018 HOME Housing Rehabilitation	Provide assistance to income eligible homeowners to complete necessary repairs to their home. Funding includes program income in the amount of \$205,000.	HOME	\$1,556,882.00	\$90,550.00	\$30,888.09	\$49,661.91	\$30,888.09
5	2018 HOME CHDO Set-Aside Project Funds	The Macomb HOME Consortium must set aside 35% of its HOME allocation for housing development activities in which qualified CHDO's are the owner, developer, or sponsor. This project will provide funds for the acquisition and/or rehabilitation of housing for resale to income eligible families.	HOME	\$269,679.45	\$0.00	\$0.00	\$0.00	\$0.00
6	2018 CDBG Administration	Costs related to administration of the CDBG Program	CDBG	\$372,601.00	\$372,601.40	\$198,067.33	\$174,534.07	\$198,067.33
7	2018 CDBG Housing Rehabilitation	Provide assistance to income eligible homeowners to complete necessary repairs to their home. Funding includes program income and reprogrammed funding from prior years. The reprogrammed funds are a result of projects that failed to proceed or residual funds from projects that came in under budget.	CDBG	\$732,999.45	\$567,048.31	\$0.00	\$567,048.31	\$0.00
8	2018 CDBG Housing Rehabilitation Program Administration	Costs related to the administration of the County's Housing Rehabilitation Program.	CDBG	\$150,000.00	\$259,309.00	\$113,040.94	\$146,268.06	\$113,040.94

U.S. DEPARTMENT OF HOUSING AND URBAN
DEVELOPMENT
OFFICE OF COMMUNITY PLANNING AND DEVELOPMENT
PR06 - Summary of Consolidated Plan Projects for Report Year

DATE: 8/8/2019
TIME: 1:28:19 PM
PAGE: 2/2

IDIS

Plan IDIS Year Project	Project Title and Description	Program	Project Estimate	Committed Amount	Amount Drawn Thru Report Year	Amount Available to Draw	Amount Drawn in Report Year
2018 9	2018 CDBG Public Services	Public services include, but are not limited to, CDBG employment, crime prevention, child care, health, drug abuse, education, fair housing counseling, energy conservation, homeless programs, home buyer down-payment assistance, or recreational needs. To be eligible for CDBG assistance, a public service must be either a new service or a quantifiable increase in the level of an existing service above that which has been provided by or on behalf of the unit of general local government (through funds raised by the unit or received by the unit from the State in which it is located) in the 12 calendar months before the submission of the Action Plan. An exception to this requirement may be made if HUD determines that any decrease in the level of a service was the result of events not within the control of the unit of general local government. The amount of CDBG funds used for public services shall not exceed 15% of the County's annual CDBG allocation.	\$216,566.00	\$268,027.14	\$230,537.54	\$37,489.60	\$230,537.54
10	2018 CDBG Public Facilities & Infrastructure	Public facilities and infrastructure projects may include acquisition, construction, reconstruction, rehabilitation or installation of public facilities and improvements, except as provided in 24 CFR 570.207(a), carried out by the recipient or other public or private non-profit entities.	\$641,924.00	\$538,548.00	\$23,872.00	\$512,676.00	\$23,872.00

PR26



Office of Community Planning and Development
 U.S. Department of Housing and Urban Development
 Integrated Disbursement and Information System
 PR26 - CDBG Financial Summary Report
 Program Year 2018
 MACOMB COUNTY, MI

DATE: 08-22-19
 TIME: 14:33
 PAGE: 1

PART I: SUMMARY OF CDBG RESOURCES

01 UNEXPENDED CDBG FUNDS AT END OF PREVIOUS PROGRAM YEAR	2,141,109.33
02 ENTITLEMENT GRANT	1,863,007.00
03 SURPLUS URBAN RENEWAL	0.00
04 SECTION 108 GUARANTEED LOAN FUNDS	0.00
05 CURRENT YEAR PROGRAM INCOME	48,329.19
05a CURRENT YEAR SECTION 108 PROGRAM INCOME (FOR SI TYPE)	0.00
06 FUNDS RETURNED TO THE LINE-OF-CREDIT	0.00
06a FUNDS RETURNED TO THE LOCAL CDBG ACCOUNT	98.00
07 ADJUSTMENT TO COMPUTE TOTAL AVAILABLE	0.00
08 TOTAL AVAILABLE (SUM, LINES 01-07)	4,052,543.52

PART II: SUMMARY OF CDBG EXPENDITURES

09 DISBURSEMENTS OTHER THAN SECTION 108 REPAYMENTS AND PLANNING/ADMINISTRATION	1,620,346.46
10 ADJUSTMENT TO COMPUTE TOTAL AMOUNT SUBJECT TO LOW/MOD BENEFIT	89,335.33
11 AMOUNT SUBJECT TO LOW/MOD BENEFIT (LINE 09 + LINE 10)	1,709,681.79
12 DISBURSED IN IDIS FOR PLANNING/ADMINISTRATION	258,053.85
13 DISBURSED IN IDIS FOR SECTION 108 REPAYMENTS	0.00
14 ADJUSTMENT TO COMPUTE TOTAL EXPENDITURES	0.00
15 TOTAL EXPENDITURES (SUM, LINES 11-14)	1,967,735.64
16 UNEXPENDED BALANCE (LINE 08 - LINE 15)	2,084,807.88

PART III: LOW/MOD BENEFIT THIS REPORTING PERIOD

17 EXPENDED FOR LOW/MOD HOUSING IN SPECIAL AREAS	0.00
18 EXPENDED FOR LOW/MOD MULTI-UNIT HOUSING	0.00
19 DISBURSED FOR OTHER LOW/MOD ACTIVITIES	1,608,504.41
20 ADJUSTMENT TO COMPUTE TOTAL LOW/MOD CREDIT	0.00
21 TOTAL LOW/MOD CREDIT (SUM, LINES 17-20)	1,608,504.41
22 PERCENT LOW/MOD CREDIT (LINE 21/LINE 11)	94.08%

LOW/MOD BENEFIT FOR MULTI-YEAR CERTIFICATIONS

23 PROGRAM YEARS(PY) COVERED IN CERTIFICATION	PY: 2018 PY: PY:
24 CUMULATIVE NET EXPENDITURES SUBJECT TO LOW/MOD BENEFIT CALCULATION	1,620,346.46
25 CUMULATIVE EXPENDITURES BENEFITING LOW/MOD PERSONS	1,608,504.41
26 PERCENT BENEFIT TO LOW/MOD PERSONS (LINE 25/LINE 24)	99.27%

PART IV: PUBLIC SERVICE (PS) CAP CALCULATIONS

27 DISBURSED IN IDIS FOR PUBLIC SERVICES	257,685.22
28 PS UNLIQUIDATED OBLIGATIONS AT END OF CURRENT PROGRAM YEAR	0.00
29 PS UNLIQUIDATED OBLIGATIONS AT END OF PREVIOUS PROGRAM YEAR	0.00
30 ADJUSTMENT TO COMPUTE TOTAL PS OBLIGATIONS	0.00
31 TOTAL PS OBLIGATIONS (LINE 27 + LINE 28 - LINE 29 + LINE 30)	257,685.22
32 ENTITLEMENT GRANT	1,863,007.00
33 PRIOR YEAR PROGRAM INCOME	47,789.00
34 ADJUSTMENT TO COMPUTE TOTAL SUBJECT TO PS CAP	0.00
35 TOTAL SUBJECT TO PS CAP (SUM, LINES 32-34)	1,910,796.00
36 PERCENT FUNDS OBLIGATED FOR PS ACTIVITIES (LINE 31/LINE 35)	13.49%

PART V: PLANNING AND ADMINISTRATION (PA) CAP

37 DISBURSED IN IDIS FOR PLANNING/ADMINISTRATION	258,053.85
38 PA UNLIQUIDATED OBLIGATIONS AT END OF CURRENT PROGRAM YEAR	5,632.56
39 PA UNLIQUIDATED OBLIGATIONS AT END OF PREVIOUS PROGRAM YEAR	0.00
40 ADJUSTMENT TO COMPUTE TOTAL PA OBLIGATIONS	0.00
41 TOTAL PA OBLIGATIONS (LINE 37 + LINE 38 - LINE 39 +LINE 40)	263,686.41
42 ENTITLEMENT GRANT	1,863,007.00
43 CURRENT YEAR PROGRAM INCOME	48,329.19
44 ADJUSTMENT TO COMPUTE TOTAL SUBJECT TO PA CAP	0.00
45 TOTAL SUBJECT TO PA CAP (SUM, LINES 42-44)	1,911,336.19
46 PERCENT FUNDS OBLIGATED FOR PA ACTIVITIES (LINE 41/LINE 45)	13.80%



LINE 17 DETAIL: ACTIVITIES TO CONSIDER IN DETERMINING THE AMOUNT TO ENTER ON LINE 17

Report returned no data.

LINE 18 DETAIL: ACTIVITIES TO CONSIDER IN DETERMINING THE AMOUNT TO ENTER ON LINE 18

Report returned no data.

LINE 19 DETAIL: ACTIVITIES INCLUDED IN THE COMPUTATION OF LINE 19

Plan Year	IDIS Project	IDIS Activity	Voucher Number	Activity Name	Matrix Code	National Objective	Drawn Amount
2017	11	3175	6213345	Harrison Township Senior Center Improvements	03A	LMC	\$54,055.00
2017	11	3175	6223158	Harrison Township Senior Center Improvements	03A	LMC	\$6,006.00
2017	11	3200	6218676	Macomb Township Senior Center Improvements	03A	LMC	\$38,623.70
2017	11	3200	6223158	Macomb Township Senior Center Improvements	03A	LMC	\$73,995.00
2017	11	3265	6220408	Fraser Senior Center Exterior Improvements	03A	LMC	\$19,477.00
					03A	Matrix Code	\$192,156.70
2016	13	3271	6224927	Richmond Township ADA Doors	03B	LMC	\$29,380.00
					03B	Matrix Code	\$29,380.00
2016	13	3233	6238158	Center Line Memorial Park Kitchen Improvement Project	03F	LMA	\$42,958.00
2017	11	3198	6210705	Mount Clemens Shadyside Park Improvements	03F	LMA	\$97,553.00
2018	10	3282	6238132	Center Line Memorial Park Improvement Project 2018	03F	LMA	\$7,705.25
2018	10	3282	6243141	Center Line Memorial Park Improvement Project 2018	03F	LMA	\$11,741.75
2018	10	3282	6255515	Center Line Memorial Park Improvement Project 2018	03F	LMA	\$4,425.00
					03F	Matrix Code	\$164,383.00
2016	13	3231	6293855	Eastpointe Street Reconstruction - Johnston Ave	03K	LMA	\$6,851.11
2016	13	3231	6296776	Eastpointe Street Reconstruction - Johnston Ave	03K	LMA	\$160,636.43
2017	11	3174	6238132	Eastpointe Street Resurfacing	03K	LMA	\$61,716.28
2017	11	3174	6296776	Eastpointe Street Resurfacing	03K	LMA	\$56,392.72
					03K	Matrix Code	\$285,596.54
2016	13	3234	6293874	Fraser ADA Sidewalks	03L	LMC	\$100,000.00
2017	11	3195	6195977	Shelby Township 2017 Sidewalk Project	03L	LMA	\$89,709.14
2017	11	3195	6213345	Shelby Township 2017 Sidewalk Project	03L	LMA	\$2,744.61
2018	10	3298	6293873	Fraser ADA Sidewalk Improvements	03L	LMC	\$18,857.25
					03L	Matrix Code	\$211,311.00
2016	13	3232	6242386	Mount Clemens Fire Station Roof	03O	LMA	\$79,400.00
					03O	Matrix Code	\$79,400.00
2018	9	3246	6229335	2018 Macomb County Warming Center	03T	LMC	\$3,499.94
2018	9	3248	6202667	2018 MCREST	03T	LMC	\$6,969.00
2018	9	3248	6238132	2018 MCREST	03T	LMC	\$3,788.00
2018	9	3248	6293854	2018 MCREST	03T	LMC	\$500.00
2018	9	3277	6229335	2018 Macomb County Warming Center - NOFA	03T	LMC	\$2,500.00
2018	9	3278	6238132	2018 MCREST - NOFA	03T	LMC	\$18,288.00
2018	9	3278	6238966	2018 MCREST - NOFA	03T	LMC	\$4,608.00
					03T	Matrix Code	\$40,152.94
2018	10	3294	6297338	Mount Clemens ADA Improvements	03Z	LMC	\$28,825.00
					03Z	Matrix Code	\$28,825.00
2018	9	3225	6238132	Richmond City Senior Services Coordinator	05A	LMC	\$3,186.00
2018	9	3228	6210491	Ray Township Senior Program	05A	LMC	\$2,200.00
2018	9	3240	6202667	2018 Shelby Twp Senior Operations	05A	LMC	\$4,000.00
2018	9	3247	6224910	2018 MCA Senior Chore Program	05A	LMC	\$31,260.92
2018	9	3247	6255515	2018 MCA Senior Chore Program	05A	LMC	\$6,962.77
2018	9	3247	6293873	2018 MCA Senior Chore Program	05A	LMC	\$11,766.85
2018	9	3255	6202667	Interfaith Volunteer Caregivers - Safe at Home	05A	LMC	\$245.51
2018	9	3255	6229335	Interfaith Volunteer Caregivers - Safe at Home	05A	LMC	\$212.77
2018	9	3255	6259657	Interfaith Volunteer Caregivers - Safe at Home	05A	LMC	\$110.26
2018	9	3255	6293873	Interfaith Volunteer Caregivers - Safe at Home	05A	LMC	\$1,630.85
2018	9	3261	6210705	2018 Macomb Township Senior Center Activities	05A	LMC	\$6,789.91



Office of Community Planning and Development
 U.S. Department of Housing and Urban Development
 Integrated Disbursement and Information System
 PR26 - CDBG Financial Summary Report
 Program Year 2018
 MACOMB COUNTY, MI

DATE: 08-22-19
 TIME: 14:33
 PAGE: 3

Plan Year	IDIS Project	IDIS Activity	Voucher Number	Activity Name	Matrix Code	National Objective	Drawn Amount
2018	9	3261	6243141	2018 Macomb Township Senior Center Activities	05A	LMC	\$7,898.71
2018	9	3261	6259657	2018 Macomb Township Senior Center Activities	05A	LMC	\$9,287.18
2018	9	3261	6293873	2018 Macomb Township Senior Center Activities	05A	LMC	\$1,024.00
2018	9	3263	6210774	2018 Harrison Township Dial-A-Ride	05A	LMC	\$15,832.00
2018	9	3268	6220408	Shelby Twp Library Large Print Books	05A	LMC	\$2,000.00
2018	9	3279	6265541	Lenox Township Senior Center Programming	05A	LMC	\$550.00
2018	9	3285	6242364	Chesterfield Senior Center Programs	05A	LMC	\$3,304.82
2018	9	3285	6259657	Chesterfield Senior Center Programs	05A	LMC	\$6,337.18
2018	9	3286	6243141	Ray Township Senior Center AED	05A	LMC	\$1,394.00
2018	9	3300	6275026	Utica Large Print Books	05A	LMC	\$359.43
2018	9	3300	6293854	Utica Large Print Books	05A	LMC	\$134.98
2018	9	3301	6275026	Washington Twp Senior Center AED	05A	LMC	\$1,000.00
					05A	Matrix Code	\$117,488.14
2018	9	3241	6202667	2018 Armada PAL	05D	LMC	\$2,375.00
2018	9	3244	6229335	2018 Helping Hands Gifts	05D	LMC	\$1,800.00
2018	9	3252	6202667	2018 Wigs 4 Kids	05D	LMC	\$1,000.00
					05D	Matrix Code	\$5,175.00
2018	9	3253	6202667	2018 Turning Point	05G	LMC	\$2,800.00
2018	9	3253	6229335	2018 Turning Point	05G	LMC	\$4,173.33
2018	9	3253	6259657	2018 Turning Point	05G	LMC	\$1,550.00
2018	9	3253	6293854	2018 Turning Point	05G	LMC	\$3,433.50
2018	9	3275	6229335	2018 Turning Point - NOFA	05G	LMC	\$9,750.00
					05G	Matrix Code	\$21,706.83
2018	9	3242	6202667	2018 Care House	05N	LMC	\$10,406.00
2018	9	3242	6229335	2018 Care House	05N	LMC	\$5,148.34
2018	9	3242	6259657	2018 Care House	05N	LMC	\$2,400.00
2018	9	3242	6293854	2018 Care House	05N	LMC	\$8,462.50
2018	9	3276	6229335	2018 Care House - NOFA	05N	LMC	\$15,600.00
					05N	Matrix Code	\$42,016.84
2018	9	3249	6210705	2018 Samaritan House	05W	LMC	\$7,140.00
2018	9	3249	6229335	2018 Samaritan House	05W	LMC	\$1,906.00
2018	9	3249	6259657	2018 Samaritan House	05W	LMC	\$81.00
2018	9	3250	6229335	Shelby Township Lions Club	05W	LMC	\$4,992.47
2018	9	3254	6207122	2018 Detroit Rescue Mission - Lighthouse Food Bank	05W	LMC	\$380.00
2018	9	3254	6229335	2018 Detroit Rescue Mission - Lighthouse Food Bank	05W	LMC	\$280.00
2018	9	3254	6255515	2018 Detroit Rescue Mission - Lighthouse Food Bank	05W	LMC	\$265.00
2018	9	3254	6293854	2018 Detroit Rescue Mission - Lighthouse Food Bank	05W	LMC	\$195.00
2018	9	3272	6230093	2018 Samaritan House - NOFA	05W	LMC	\$7,140.00
					05W	Matrix Code	\$22,379.47
2018	9	3251	6207122	2018 Society of St. Vincent DePaul	05Z	LMC	\$2,440.37
2018	9	3251	6229335	2018 Society of St. Vincent DePaul	05Z	LMC	\$1,151.63
2018	9	3274	6229335	2018 Society of St. Vincent DePaul - NOFA	05Z	LMC	\$1,146.80
2018	9	3274	6255515	2018 Society of St. Vincent DePaul - NOFA	05Z	LMC	\$2,761.20
2018	9	3302	6275026	Washington Township Warming Center Kits	05Z	LMC	\$1,266.00
					05Z	Matrix Code	\$8,766.00
2014	22	3052	6177199	2014 CDBG Housing Rehabilitation	14A	LMH	\$16,945.12
2014	22	3052	6188906	2014 CDBG Housing Rehabilitation	14A	LMH	\$392.98
2014	22	3052	6193192	2014 CDBG Housing Rehabilitation	14A	LMH	\$478.14
2014	22	3052	6198934	2014 CDBG Housing Rehabilitation	14A	LMH	\$3,651.83
2015	8	3055	6175850	2015 CDBG Housing Rehabilitation	14A	LMH	\$39,695.00
2015	8	3055	6177199	2015 CDBG Housing Rehabilitation	14A	LMH	\$1,157.42
2015	8	3055	6188906	2015 CDBG Housing Rehabilitation	14A	LMH	\$315.62
2015	8	3055	6193192	2015 CDBG Housing Rehabilitation	14A	LMH	\$18,507.66
2015	8	3055	6198934	2015 CDBG Housing Rehabilitation	14A	LMH	\$12,303.17
2015	8	3055	6202671	2015 CDBG Housing Rehabilitation	14A	LMH	\$150.00
2015	8	3055	6210493	2015 CDBG Housing Rehabilitation	14A	LMH	\$443.33



Office of Community Planning and Development
 U.S. Department of Housing and Urban Development
 Integrated Disbursement and Information System
 PR26 - CDBG Financial Summary Report
 Program Year 2018
 MACOMB COUNTY, MI

DATE: 08-22-19
 TIME: 14:33
 PAGE: 4

Plan Year	IDIS Project	IDIS Activity	Voucher Number	Activity Name	Matrix Code	National Objective	Drawn Amount
2015	8	3055	6210720	2015 CDBG Housing Rehabilitation	14A	LMH	\$886.36
2015	8	3055	6218723	2015 CDBG Housing Rehabilitation	14A	LMH	\$18,710.00
2015	8	3055	6224927	2015 CDBG Housing Rehabilitation	14A	LMH	\$637.13
2015	8	3055	6224931	2015 CDBG Housing Rehabilitation	14A	LMH	\$1,126.75
2015	8	3055	6229383	2015 CDBG Housing Rehabilitation	14A	LMH	\$13,865.00
2015	8	3055	6238158	2015 CDBG Housing Rehabilitation	14A	LMH	\$13,560.00
2015	8	3055	6242386	2015 CDBG Housing Rehabilitation	14A	LMH	\$12,150.12
2015	8	3055	6242702	2015 CDBG Housing Rehabilitation	14A	LMH	\$1,880.04
2015	8	3055	6255520	2015 CDBG Housing Rehabilitation	14A	LMH	\$30.00
2015	8	3055	6259763	2015 CDBG Housing Rehabilitation	14A	LMH	\$950.01
2015	8	3055	6265561	2015 CDBG Housing Rehabilitation	14A	LMH	\$36,187.31
2015	8	3055	6272109	2015 CDBG Housing Rehabilitation	14A	LMH	\$13,875.00
2016	9	3212	6210720	2016 Housing Rehabilitation	14A	LMH	\$15.00
2016	9	3212	6259763	2016 Housing Rehabilitation	14A	LMH	\$598.22
2016	9	3212	6265561	2016 Housing Rehabilitation	14A	LMH	\$777.82
2016	9	3212	6275032	2016 Housing Rehabilitation	14A	LMH	\$30.00
2017	8	3180	6198882	2017 Minor Home Repair	14A	LMH	\$315.00
2017	8	3180	6210717	2017 Minor Home Repair	14A	LMH	\$245.00
2017	8	3180	6224910	2017 Minor Home Repair	14A	LMH	\$1,294.15
2017	8	3180	6225007	2017 Minor Home Repair	14A	LMH	\$1,551.00
2017	8	3180	6242667	2017 Minor Home Repair	14A	LMH	\$1,466.00
2017	8	3180	6259657	2017 Minor Home Repair	14A	LMH	\$825.00
2017	8	3180	6265541	2017 Minor Home Repair	14A	LMH	\$1,875.00
2017	8	3213	6210717	2017 Housing Rehabilitation	14A	LMH	\$15.00
2018	8	3264	6210717	2018 Minor Home Repair	14A	LMH	\$7,466.21
2018	8	3264	6224910	2018 Minor Home Repair	14A	LMH	\$3,934.36
2018	8	3264	6225007	2018 Minor Home Repair	14A	LMH	\$5,618.88
2018	8	3264	6242364	2018 Minor Home Repair	14A	LMH	\$2,297.43
2018	8	3264	6242667	2018 Minor Home Repair	14A	LMH	\$5,494.83
2018	8	3264	6259657	2018 Minor Home Repair	14A	LMH	\$1,879.44
2018	8	3264	6265541	2018 Minor Home Repair	14A	LMH	\$1,813.15
					14A	Matrix Code	\$245,409.48
2016	10	3092	6188101	2016 Housing Rehab Delivery	14H	LMH	\$1,684.06
2017	9	3166	6175834	2017 Housing Rehab Delivery	14H	LMH	\$1,517.00
2017	9	3166	6177176	2017 Housing Rehab Delivery	14H	LMH	\$375.00
2017	9	3166	6188101	2017 Housing Rehab Delivery	14H	LMH	\$9,046.46
2017	9	3166	6188687	2017 Housing Rehab Delivery	14H	LMH	\$178.00
2017	9	3166	6188946	2017 Housing Rehab Delivery	14H	LMH	\$375.00
2017	9	3166	6190316	2017 Housing Rehab Delivery	14H	LMH	\$494.00
2017	9	3166	6193146	2017 Housing Rehab Delivery	14H	LMH	\$12,569.88
2017	9	3166	6195977	2017 Housing Rehab Delivery	14H	LMH	\$780.00
2017	9	3166	6198882	2017 Housing Rehab Delivery	14H	LMH	\$553.00
2017	9	3166	6200080	2017 Housing Rehab Delivery	14H	LMH	\$405.00
2017	9	3166	6207122	2017 Housing Rehab Delivery	14H	LMH	\$750.00
2017	9	3166	6210491	2017 Housing Rehab Delivery	14H	LMH	\$1,004.43
2018	8	3239	6210491	2018 Housing Rehab Delivery	14H	LMH	\$9,323.01
2018	8	3239	6210717	2018 Housing Rehab Delivery	14H	LMH	\$7,286.54
2018	8	3239	6213345	2018 Housing Rehab Delivery	14H	LMH	\$89.00
2018	8	3239	6218676	2018 Housing Rehab Delivery	14H	LMH	\$356.00
2018	8	3239	6223158	2018 Housing Rehab Delivery	14H	LMH	\$1,214.00
2018	8	3239	6224910	2018 Housing Rehab Delivery	14H	LMH	\$8,486.92
2018	8	3239	6225007	2018 Housing Rehab Delivery	14H	LMH	\$9,398.53
2018	8	3239	6229335	2018 Housing Rehab Delivery	14H	LMH	\$564.00
2018	8	3239	6238132	2018 Housing Rehab Delivery	14H	LMH	\$564.00
2018	8	3239	6242364	2018 Housing Rehab Delivery	14H	LMH	\$10,282.66
2018	8	3239	6242667	2018 Housing Rehab Delivery	14H	LMH	\$8,916.43
2018	8	3239	6243141	2018 Housing Rehab Delivery	14H	LMH	\$725.00



Office of Community Planning and Development
 U.S. Department of Housing and Urban Development
 Integrated Disbursement and Information System
 PR26 - CDBG Financial Summary Report
 Program Year 2018
 MACOMB COUNTY, MI

DATE: 06-22-19
 TIME: 14:33
 PAGE: 5

Plan Year	IDIS Project	IDIS Activity	Voucher Number	Activity Name	Matrix Code	National Objective	Drawn Amount
2018	8	3239	6255515	2018 Housing Rehab Delivery	14H	LMH	\$564.00
2018	8	3239	6259657	2018 Housing Rehab Delivery	14H	LMH	\$11,161.33
2018	8	3239	6261737	2018 Housing Rehab Delivery	14H	LMH	\$89.00
2018	8	3239	6265541	2018 Housing Rehab Delivery	14H	LMH	\$14,101.22
2018	8	3239	6272003	2018 Housing Rehab Delivery	14H	LMH	\$1,148.00
2018	8	3239	6272108	2018 Housing Rehab Delivery	14H	LMH	\$178.00
2018	8	3239	6275385	2018 Housing Rehab Delivery	14H	LMH	\$89.00
2018	8	3239	6296776	2018 Housing Rehab Delivery	14H	LMH	\$89.00
						14H Matrix Code	\$114,357.47
Total							\$1,608,504.41

LINE 27 DETAIL: ACTIVITIES INCLUDED IN THE COMPUTATION OF LINE 27

Plan Year	IDIS Project	IDIS Activity	Voucher Number	Activity Name	Matrix Code	National Objective	Drawn Amount
2018	9	3246	6229335	2018 Macomb County Warming Center	03T	LMC	\$3,499.94
2018	9	3248	6202667	2018 MCREST	03T	LMC	\$6,969.00
2018	9	3248	6238132	2018 MCREST	03T	LMC	\$3,788.00
2018	9	3248	6293854	2018 MCREST	03T	LMC	\$500.00
2018	9	3277	6229335	2018 Macomb County Warming Center - NOFA	03T	LMC	\$2,500.00
2018	9	3278	6238132	2018 MCREST - NOFA	03T	LMC	\$18,288.00
2018	9	3278	6238966	2018 MCREST - NOFA	03T	LMC	\$4,608.00
						03T Matrix Code	\$40,152.94
2018	9	3225	6238132	Richmond City Senior Services Coordinator	05A	LMC	\$3,186.00
2018	9	3228	6210491	Ray Township Senior Program	05A	LMC	\$2,200.00
2018	9	3240	6202667	2018 Shelby Twp Senior Operations	05A	LMC	\$4,000.00
2018	9	3247	6224910	2018 MCA Senior Chore Program	05A	LMC	\$31,280.92
2018	9	3247	6255515	2018 MCA Senior Chore Program	05A	LMC	\$6,962.77
2018	9	3247	6293873	2018 MCA Senior Chore Program	05A	LMC	\$11,786.85
2018	9	3255	6202667	Interfaith Volunteer Caregivers - Safe at Home	05A	LMC	\$245.51
2018	9	3255	6229335	Interfaith Volunteer Caregivers - Safe at Home	05A	LMC	\$212.77
2018	9	3255	6259657	Interfaith Volunteer Caregivers - Safe at Home	05A	LMC	\$110.28
2018	9	3255	6293873	Interfaith Volunteer Caregivers - Safe at Home	05A	LMC	\$1,830.85
2018	9	3261	6210705	2018 Macomb Township Senior Center Activities	05A	LMC	\$6,789.91
2018	9	3261	6243141	2018 Macomb Township Senior Center Activities	05A	LMC	\$7,898.71
2018	9	3261	6259657	2018 Macomb Township Senior Center Activities	05A	LMC	\$9,287.18
2018	9	3261	6293873	2018 Macomb Township Senior Center Activities	05A	LMC	\$1,024.00
2018	9	3263	6210774	2018 Harrison Township Dial-A-Ride	05A	LMC	\$15,832.00
2018	9	3268	6220408	Shelby Twp Library Large Print Books	05A	LMC	\$2,000.00
2018	9	3279	6265541	Lenox Township Senior Center Programming	05A	LMC	\$550.00
2018	9	3285	6242364	Chesterfield Senior Center Programs	05A	LMC	\$3,304.82
2018	9	3285	6259657	Chesterfield Senior Center Programs	05A	LMC	\$6,337.18
2018	9	3286	6243141	Ray Township Senior Center AED	05A	LMC	\$1,384.00
2018	9	3300	6275026	Utica Large Print Books	05A	LMC	\$359.43
2018	9	3300	6293854	Utica Large Print Books	05A	LMC	\$134.98
2018	9	3301	6275026	Washington Twp Senior Center AED	05A	LMC	\$1,000.00
						05A Matrix Code	\$117,488.14
2018	9	3241	6202667	2018 Armada PAL	05D	LMC	\$2,375.00
2018	9	3244	6229335	2018 Helping Hands Gifts	05D	LMC	\$1,800.00
2018	9	3252	6202667	2018 Wigs 4 Kids	05D	LMC	\$1,000.00
						05D Matrix Code	\$5,175.00
2018	9	3253	6202667	2018 Turning Point	05G	LMC	\$2,800.00
2018	9	3253	6229335	2018 Turning Point	05G	LMC	\$4,173.33
2018	9	3253	6259657	2018 Turning Point	05G	LMC	\$1,550.00
2018	9	3253	6293854	2018 Turning Point	05G	LMC	\$3,433.50
2018	9	3275	6229335	2018 Turning Point - NOFA	05G	LMC	\$9,750.00



Office of Community Planning and Development
 U.S. Department of Housing and Urban Development
 Integrated Disbursement and Information System
 PR26 - CDBG Financial Summary Report
 Program Year 2018
 MACOMB COUNTY, MI

DATE: 06-22-19
 TIME: 14:33
 PAGE: 6

Plan Year	IDIS Project	IDIS Activity	Voucher Number	Activity Name	Matrix Code	National Objective	Drawn Amount
					05G	Matrix Code	\$21,706.83
2018	9	3242	6202667	2018 Care House	05N	LMC	\$10,406.00
2018	9	3242	6229335	2018 Care House	05N	LMC	\$5,148.34
2018	9	3242	6259657	2018 Care House	05N	LMC	\$2,400.00
2018	9	3242	6293854	2018 Care House	05N	LMC	\$8,462.50
2018	9	3276	6229335	2018 Care House - NOFA	05N	LMC	\$15,800.00
					05N	Matrix Code	\$42,016.84
2018	9	3249	6210705	2018 Samaritan House	05W	LMC	\$7,140.00
2018	9	3249	6229335	2018 Samaritan House	05W	LMC	\$1,806.00
2018	9	3249	6259657	2018 Samaritan House	05W	LMC	\$81.00
2018	9	3250	6229335	Shelby Township Lions Club	05W	LMC	\$4,992.47
2018	9	3254	6207122	2018 Detroit Rescue Mission - Lighthouse Food Bank	05W	LMC	\$380.00
2018	9	3254	6229335	2018 Detroit Rescue Mission - Lighthouse Food Bank	05W	LMC	\$280.00
2018	9	3254	6255515	2018 Detroit Rescue Mission - Lighthouse Food Bank	05W	LMC	\$265.00
2018	9	3254	6293854	2018 Detroit Rescue Mission - Lighthouse Food Bank	05W	LMC	\$195.00
2018	9	3272	6230093	2018 Samaritan House - NOFA	05W	LMC	\$7,140.00
					05W	Matrix Code	\$22,379.47
2018	9	3251	6207122	2018 Society of St. Vincent DePaul	05Z	LMC	\$2,440.37
2018	9	3251	6229335	2018 Society of St. Vincent DePaul	05Z	LMC	\$1,151.63
2018	9	3274	6229335	2018 Society of St. Vincent DePaul - NOFA	05Z	LMC	\$1,146.80
2018	9	3274	6255515	2018 Society of St. Vincent DePaul - NOFA	05Z	LMC	\$2,761.20
2018	9	3302	6275026	Washington Township Warming Center Kits	05Z	LMC	\$1,286.00
					05Z	Matrix Code	\$8,766.00
Total							\$257,685.22

LINE 37 DETAIL: ACTIVITIES INCLUDED IN THE COMPUTATION OF LINE 37

Plan Year	IDIS Project	IDIS Activity	Voucher Number	Activity Name	Matrix Code	National Objective	Drawn Amount
2018	6	3245	6224910	2018 Macomb Homeless Coalition	20		\$8,162.00
					20	Matrix Code	\$8,162.00
2017	7	3165	6188101	2017 CDBG Administration & Planning	21A		\$24,462.38
2017	7	3165	6190316	2017 CDBG Administration & Planning	21A		\$83.22
2017	7	3165	6193146	2017 CDBG Administration & Planning	21A		\$30,340.54
2017	7	3165	6195977	2017 CDBG Administration & Planning	21A		\$56.38
2018	6	3238	6210491	2018 CDBG General Program Administration	21A		\$27,572.05
2018	6	3238	6210717	2018 CDBG General Program Administration	21A		\$24,450.31
2018	6	3238	6220408	2018 CDBG General Program Administration	21A		\$111.78
2018	6	3238	6223158	2018 CDBG General Program Administration	21A		\$30.00
2018	6	3238	6224910	2018 CDBG General Program Administration	21A		\$22,551.91
2018	6	3238	6225007	2018 CDBG General Program Administration	21A		\$31,149.00
2018	6	3238	6230093	2018 CDBG General Program Administration	21A		\$30.00
2018	6	3238	6238132	2018 CDBG General Program Administration	21A		\$89.00
2018	6	3238	6242364	2018 CDBG General Program Administration	21A		\$19,750.92
2018	6	3238	6242667	2018 CDBG General Program Administration	21A		\$23,921.70
2018	6	3238	6251704	2018 CDBG General Program Administration	21A		\$87.84
2018	6	3238	6259657	2018 CDBG General Program Administration	21A		\$24,940.16
2018	6	3238	6265541	2018 CDBG General Program Administration	21A		\$14,796.16
2018	6	3238	6272003	2018 CDBG General Program Administration	21A		\$424.50
2018	6	3238	6293832	2018 CDBG General Program Administration	21A		\$44.00
					21A	Matrix Code	\$244,891.85
2018	6	3243	6296776	2018 Fair Housing Center of Metropolitan Detroit	21D		\$5,000.00
					21D	Matrix Code	\$5,000.00
Total							\$258,053.85

40107-40107A-PR33

Annual Performance Report HOME Program

U.S. Department of Housing
and Urban Development
Office of Community Planning
and Development

OMB Approval No. 2506-0171
(exp. 8/31/2009)

Public reporting burden for this collection of information is estimated to average 2.5 hours per response, including the time for reviewing instructions, searching existing data sources, gathering and maintaining the data needed, and completing and reviewing the collection of information. This agency may not conduct or sponsor, and a person is not required to respond to, a collection of information unless that collection displays a valid OMB control number.

The HOME statute imposes a significant number of data collection and reporting requirements. This includes information on assisted properties, on the owners or tenants of the properties, and on other programmatic areas. The information will be used: 1) to assist HOME participants in managing their programs; 2) to track performance of participants in meeting fund commitment and expenditure deadlines; 3) to permit HUD to determine whether each participant meets the HOME statutory income targeting and affordability requirements; and 4) to permit HUD to determine compliance with other statutory and regulatory program requirements. This data collection is authorized under Title II of the Cranston-Gonzalez National Affordable Housing Act or related authorities. Access to Federal grant funds is contingent on the reporting of certain project-specific data elements. Records of information collected will be maintained by the recipients of the assistance. Information on activities and expenditures of grant funds is public information and is generally available for disclosure. Recipients are responsible for ensuring confidentiality when public disclosure is not required.

This form is intended to collect numeric data to be aggregated nationally as a complement to data collected through the Cash and Management Information (C/M) System. Participants should enter the reporting period in the first block. The reporting period is October 1 to September 30. Instructions are included for each section if further explanation is needed.

Submit this form on or before December 31. Send one copy to the appropriate HUD Field Office and one copy to: HOME Program, Rm 7176, 451 7th Street, S.W., Washington D.C. 20410	This report is for period (mm/dd/yyyy) Starting 007/01/2018	Ending 06/30/2019	Date Submitted (mm/dd/yyyy) 9/26/2019
---	---	----------------------	--

Part I Participant Identification

M-18-DC-260209	2. Participant Name Macomb County		
3. Name of Person completing this report Stephanie Burgess, Program Manager		4. Phone Number (Include Area Code) 586-469-6451	
5. Address 21885 Dunham Road Suite 10	6. City Clinon Township	7. State MI	8. Zip Code 48036

Part II Program Income

Enter the following program income amounts for the reporting period: in block 1, enter the balance on hand at the beginning; in block 2, enter the amount generated; in block 3, enter the amount expended; and in block 4, enter the amount for Tenant-Based rental Assistance.

1. Balance on hand at Beginning of Reporting Period	2. Amount received during Reporting Period	3. Total amount expended during Reporting Period	4. Amount expended for Tenant-Based Rental Assistance	5. Balance on hand at end of Reporting Period (1 + 2 - 3) = 5
342,042.04	204,350.24	165,322.71	0	381,069.57

Part III Minority Business Enterprises (MBE) and Women Business Enterprises (WBE)

In the table below, indicate the number and dollar value of contracts for HOME projects completed during the reporting period.

	a. Total	Minority Business Enterprises (MBE)			f. White Non-Hispanic	
		b. Alaskan Native or American Indian	c. Asian or Pacific Islander	d. Black Non-Hispanic		e. Hispanic
A. Contracts						
1. Number	12	0	0	1	0	11
2. Dollar Amount	361,828.00	0	0	25,750	0	336,078
B. Sub-Contracts						
1. Number	0	0	0	0	0	0
2. Dollar Amount	0	0	0	0	0	0
	a. Total	b. Women Business Enterprises (WBE)	c. Male			
C. Contracts						
1. Number	12	1	11			
2. Dollar Amount	361,828	25,750	336,078			
D. Sub-Contracts						
1. Number	0	0	0			
2. Dollar Amounts	0	0	0			

Part IV Minority Owners of Rental Property

In the table below, indicate the number of HOME assisted rental property owners and the total dollar amount of HOME funds in these rental properties assisted during the reporting period.

	a. Total	Minority Property Owners				f. White Non-Hispanic
		b. Alaskan Native or American Indian	c. Asian or Pacific Islander	d. Black Non-Hispanic	e. Hispanic	
1. Number	0	0	0	0	0	0
2. Dollar Amount	0	0	0	0	0	0

Part V Relocation and Real Property Acquisition

Indicate the number of persons displaced, the cost of relocation payments, the number of parcels acquired, and the cost of acquisition. The data provided should reflect only displacements and acquisitions occurring during the reporting period.

	a. Number	b. Cost
1. Parcels Acquired	0	0
2. Businesses Displaced	0	0
3. Nonprofit Organizations Displaced	0	0
4. Households Temporarily Relocated, not Displaced	0	0

Households Displaced	a. Total	Minority Business Enterprises (MBE)				f. White Non-Hispanic
		b. Alaskan Native or American Indian	c. Asian or Pacific Islander	d. Black Non-Hispanic	e. Hispanic	
5. Households Displaced - Number	0	0	0	0	0	0
6. Households Displaced - Cost	0	0	0	0	0	0

HOME Match Report

U.S. Department of Housing and Urban Development
Office of Community Planning and Development

OMB Approval No. 2506-0171
(exp. 12/31/2012)

Match Contributions for Federal Fiscal Year (yyyy)		
Part I Participant Identification		
1. Participant No. (assigned by HUD) M-18-DC-26-0209	2. Name of the Participating Jurisdiction Macomb County	3. Name of Contact (person completing this report) Stephanie Burgess
5. Street Address of the Participating Jurisdiction 21885 Dunham Road Suite 10		4. Contact's Phone Number (include area code) 586-469-6451
6. City Clinton Township	7. State MI	8. Zip Code 48036

Part II Fiscal Year Summary		
1. Excess match from prior Federal fiscal year	\$ 1,632,979.67	
2. Match contributed during current Federal fiscal year (see Part III.9.)	\$ 84,832.94	
3. Total match available for current Federal fiscal year (line 1 + line 2)		\$ 1,717,812.61
4. Match liability for current Federal fiscal year		\$ 332,668.11
5. Excess match carried over to next Federal fiscal year (line 3 minus line 4)		\$ 1,385,144.50

Part III Match Contribution for the Federal Fiscal Year								
1. Project No. or Other ID	2. Date of Contribution (mm/dd/yyyy)	3. Cash (non-Federal sources)	4. Foregone Taxes, Fees, Charges	5. Appraised Land / Real Property	6. Required Infrastructure	7. Site Preparation, Construction Materials, Donated labor	8. Bond Financing	9. Total Match
HFH 42461 Orchard	5/31/2018					15,122.02		15,122.02
HFH 21859 Tuscany	5/30/2018					5,032.58		5,032.58
HFH 22422 Cushing	11/29/2017					8,192.58		8,192.58
HFH 23729 Normandy	5/23/2018					6,912.58		6,912.58
HFH 22036 Tuscany	11/14/2017					7,734.18		7,734.18
Oakwood Sr. Housing	03/30/2018		41,839.00					41,839.00

Name of the Participating Jurisdiction	Federal Fiscal Year (yyyy)
--	----------------------------

1. Project No. or Other ID	2. Date of Contribution (mm/dd/yyyy)	3. Cash (non-Federal sources)	4. Foregone Taxes, Fees, Charges	5. Appraised Land / Real Property	6. Required Infrastructure	7. Site Preparation, Construction Materials, Donated labor	8. Bond Financing	9. Total Match

Public reporting burden for this collection of information is estimated to average 45 minutes per response, including the time for reviewing instructions, searching existing data sources, gathering and maintaining the data needed, and completing and reviewing the collection of information. This agency may not conduct or sponsor, and a person is not required to respond to, a collection of information unless that collection displays a valid OMB control number.

The HOME statute imposes a significant number of data collection and reporting requirements. This includes information on assisted properties, on the owners or tenants of the properties, and on other programmatic areas. The information will be used: 1) to assist HOME participants in managing their programs; 2) to track performance of participants in meeting fund commitment and expenditure deadlines; 3) to permit HUD to determine whether each participant meets the HOME statutory income targeting and affordability requirements; and 4) to permit HUD to determine compliance with other statutory and regulatory program requirements. This data collection is authorized under Title II of the Cranston-Gonzalez National Affordable Housing Act or related authorities. Access to Federal grant funds is contingent on the reporting of certain project-specific data elements. Records of information collected will be maintained by the recipients of the assistance. Information on activities and expenditures of grant funds is public information and is generally available for disclosure. Recipients are responsible for ensuring confidentiality when public disclosure is not required.

Instructions for the HOME Match Report

Applicability:

The HOME Match Report is part of the HOME APR and must be filled out by every participating jurisdiction that incurred a match liability. Match liability occurs when FY 1993 funds (or subsequent year funds) are drawn down from the U.S. Treasury for HOME projects. A Participating Jurisdiction (PJ) may start counting match contributions as of the beginning of Federal Fiscal Year 1993 (October 1, 1992). A jurisdiction not required to submit this report, either because it did not incur any match or because it had a full match reduction, may submit a HOME Match Report if it wishes. The match would count as excess match that is carried over to subsequent years. The match reported on this form must have been contributed during the reporting period (between October 1 and September 30).

Timing:

This form is to be submitted as part of the HOME APR on or before December 31. The original is sent to the HUD Field Office. One copy is sent to the

Office of Affordable Housing Programs, CGHF
Room 7176, HUD, 451 7th Street, S.W.
Washington, D.C. 20410.

The participating jurisdiction also keeps a copy.

Instructions for Part II:

1. **Excess match from prior Federal fiscal year:** Excess match carried over from prior Federal fiscal year.
2. **Match contributed during current Federal fiscal year:** The total amount of match contributions for all projects listed under Part III in column 9 for the Federal fiscal year.

3. **Total match available for current Federal fiscal year:** The sum of excess match carried over from the prior Federal fiscal year (Part II, line 1) and the total match contribution for the current Federal fiscal year (Part II, line 2). This sum is the total match available for the Federal fiscal year.

4. **Match liability for current Federal fiscal year:** The amount of match liability is available from HUD and is provided periodically to PJs. The match must be provided in the current year. The amount of match that must be provided is based on the amount of HOME funds drawn from the U.S. Treasury for HOME projects. The amount of match required equals 25% of the amount drawn down for HOME projects during the Federal fiscal year. Excess match may be carried over and used to meet match liability for subsequent years (see Part II line 5). Funds drawn down for administrative costs, CHDO operating expenses, and CHDO capacity building do not have to be matched. Funds drawn down for CHDO seed money and/or technical assistance loans do not have to be matched if the project does not go forward. A jurisdiction is allowed to get a partial reduction (50%) of match if it meets one of two statutory distress criteria, indicating "fiscal distress," or else a full reduction (100%) of match if it meets both criteria, indicating "severe fiscal distress." The two criteria are poverty rate (must be equal to or greater than 125% of the average national family poverty rate to qualify for a reduction) and per capita income (must be less than 75% of the national average per capita income to qualify for a reduction). In addition, a jurisdiction can get a full reduction if it is declared a disaster area under the Robert T. Stafford Disaster Relief and Emergency Act.

5. **Excess match carried over to next Federal fiscal year:** The total match available for the current Federal fiscal year (Part II, line 3) minus the match liability for the current Federal fiscal year (Part II, line 4). Excess match may be carried over and applied to future HOME project match liability.

Instructions for Part III:

1. **Project No. or Other ID:** "Project number" is assigned by the C/MI System when the PJ makes a project setup call. These projects involve at least some Treasury funds. If the HOME project does not involve Treasury funds, it must be identified with "other ID" as follows: the fiscal year (last two digits only), followed by a number (starting from "01" for the first non-Treasury-funded project of the fiscal year), and then at least one of the following abbreviations: "SF" for project using shortfall funds, "PI" for projects using program income, and "NON" for non-HOME-assisted affordable housing. Example: 93.01.SF, 93.02.PI, 93.03.NON, etc.

Shortfall funds are non-HOME funds used to make up the difference between the participation threshold and the amount of HOME funds allocated to the PJ; the participation threshold requirement applies only in the PJ's first year of eligibility. [§92.102]

Program income (also called "repayment income") is any return on the investment of HOME funds. This income must be deposited in the jurisdiction's HOME account to be used for HOME projects. [§92.503(b)]

- Non-HOME-assisted affordable housing is investment in housing not assisted by HOME funds that would qualify as "affordable housing" under the HOME Program definitions. "NON" funds must be contributed to a specific project; it is not sufficient to make a contribution to an entity engaged in developing affordable housing. [§92.219(b)]
2. **Date of Contribution:** Enter the date of contribution. Multiple entries may be made on a single line as long as the contributions were made during the current fiscal year. In such cases, if the contributions were made at different dates during the year, enter the date of the last contribution.
 3. **Cash:** Cash contributions from non-Federal resources. This means the funds are contributed permanently to the HOME Program regardless of the form of investment the jurisdiction provides to a project. Therefore all repayment, interest, or other return on investment of the contribution must be deposited in the PJ's HOME account to be used for HOME projects. The PJ, non-Federal public entities (State/local governments), private entities, and individuals can make contributions. The grant equivalent of a below-market interest rate loan to the project is eligible when the loan is not repayable to the PJ's HOME account. [§92.220(a)(1)] In addition, a cash contribution can count as match if it is used for eligible costs defined under §92.206 (except administrative costs and CHDO operating expenses) or under §92.209, or for the following non-eligible costs: the value of non-Federal funds used to remove and relocate ECHO units to accommodate eligible tenants, a project reserve account for replacements, a project reserve account for unanticipated increases in operating costs, operating subsidies, or costs relating to the portion of a mixed-income or mixed-use project not related to the affordable housing units. [§92.219(c)]
 4. **Foregone Taxes, Fees, Charges:** Taxes, fees, and charges that are normally and customarily charged but have been waived, foregone, or deferred in a manner that achieves affordability of the HOME-assisted housing. This includes State tax credits for low-income housing development. The amount of real estate taxes may be based on the post-improvement property value. For those taxes, fees, or charges given for future years, the value is the present discounted cash value. [§92.220(a)(2)]
 5. **Appraised Land/Real Property:** The appraised value, before the HOME assistance is provided and minus any debt burden, lien, or other encumbrance, of land or other real property, not acquired with Federal resources. The appraisal must be made by an independent, certified appraiser. [§92.220(a)(3)]
 6. **Required Infrastructure:** The cost of investment, not made with Federal resources, in on-site and off-site infrastructure directly required for HOME-assisted affordable housing. The infrastructure must have been completed no earlier than 12 months before HOME funds were committed. [§92.220(a)(4)]
 7. **Site preparation, Construction materials, Donated labor:** The reasonable value of any site-preparation and construction materials, not acquired with Federal resources, and any donated or voluntary labor (see §92.354(b)) in connection with the site-preparation for, or construction or rehabilitation of, affordable housing. The value of site-preparation and construction materials is determined in accordance with the PJ's cost estimate procedures. The value of donated or voluntary labor is determined by a single rate ("labor rate") to be published annually in the Notice Of Funding Availability (NOFA) for the HOME Program. [§92.220(6)]
 8. **Bond Financing:** Multifamily and single-family project bond financing must be validly issued by a State or local government (or an agency, instrumentality, or political subdivision thereof). 50% of a loan from bond proceeds made to a multifamily affordable housing project owner can count as match. 25% of a loan from bond proceeds made to a single-family affordable housing project owner can count as match. Loans from all bond proceeds, including excess bond match from prior years, may not exceed 25% of a PJ's total annual match contribution. [§92.220(a)(5)] The amount in excess of the 25% cap for bonds may carry over, and the excess will count as part of the statutory limit of up to 25% per year. Requirements regarding bond financing as an eligible source of match will be available upon publication of the implementing regulation early in FY 1994.
 9. **Total Match:** Total of items 3 through 8. This is the total match contribution for each project identified in item 1.
- Ineligible forms of match include:**
1. Contributions made with or derived from Federal resources e.g. CDBG funds [§92.220(b)(1)]
 2. Interest rate subsidy attributable to the Federal tax-exemption on financing or the value attributable to Federal tax credits [§92.220(b)(2)]
 3. Contributions from builders, contractors or investors, including owner equity, involved with HOME-assisted projects. [§92.220(b)(3)]
 4. Sweat equity [§92.220(b)(4)]
 5. Contributions from applicants/recipients of HOME assistance [§92.220(b)(5)]
 6. Fees/charges that are associated with the HOME Program only, rather than normally and customarily charged on all transactions or projects [§92.220(a)(2)]
 7. Administrative costs

U.S. Department of Housing and Urban Development
 Office of Community Planning and Development
 Integrated Disbursement and Information System
 Home Matching Liability Report

DATE: 08-08-19
 TIME: 14:16
 PAGE: 1

MACOMB COUNTY, MI

Fiscal Year	Match Percent	Total Disbursements	Disbursements Requiring Match	Match Liability Amount
1998	25.0%	\$691,120.80	\$635,420.80	\$158,855.20
1999	25.0%	\$465,476.09	\$410,976.09	\$102,744.02
2000	25.0%	\$478,308.46	\$478,308.46	\$119,577.11
2001	25.0%	\$512,493.23	\$413,783.40	\$103,445.85
2002	25.0%	\$374,030.31	\$354,640.14	\$88,660.03
2003	25.0%	\$471,163.78	\$348,063.78	\$87,015.94
2004	25.0%	\$632,702.75	\$556,147.16	\$139,036.79
2005	25.0%	\$1,099,811.17	\$1,025,457.87	\$256,364.46
2006	25.0%	\$1,355,503.41	\$1,282,364.13	\$320,591.03
2007	25.0%	\$830,146.10	\$773,539.60	\$193,384.90
2008	25.0%	\$1,390,775.92	\$1,300,018.36	\$325,004.59
2009	25.0%	\$862,258.12	\$767,745.77	\$191,936.44
2010	25.0%	\$816,774.18	\$695,359.33	\$173,839.83
2011	25.0%	\$665,953.33	\$492,593.12	\$123,148.28
2012	25.0%	\$485,197.46	\$387,859.22	\$96,964.80
2013	25.0%	\$2,037,967.37	\$1,882,493.26	\$470,623.31
2014	25.0%	\$1,631,995.36	\$1,392,551.95	\$348,137.98

IDIS - PR33

U.S. Department of Housing and Urban Development
Office of Community Planning and Development
Integrated Disbursement and Information System
Home Matching Liability Report

DATE: 08-08-19
TIME: 14:16
PAGE: 2

2015	25.0%	\$1,161,507.27	\$881,567.77	\$220,391.94
2016	25.0%	\$1,550,342.16	\$1,294,934.25	\$323,733.56
2017	25.0%	\$1,483,347.46	\$1,237,669.70	\$309,417.42
2018	25.0%	\$1,535,954.86	\$1,330,672.46	\$332,668.11