

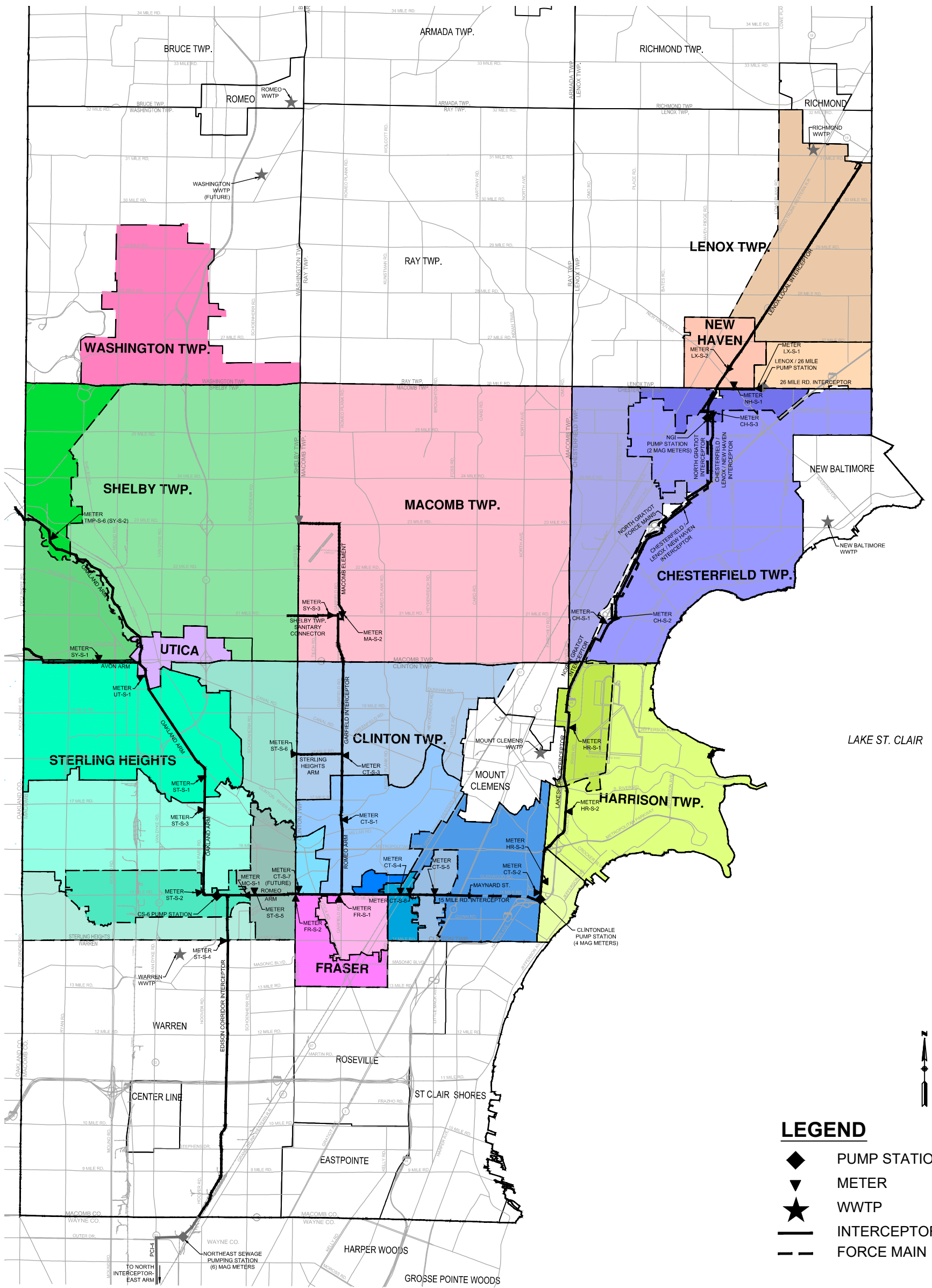
MACOMB INTERCEPTOR DRAIN
INTRA-COUNTY DRAINAGE BOARD
JULY 11, 2022
10:30 A.M.
AGENDA

**NOTE: THIS MEETING WILL BE HELD IN PERSON WITH TELECONFERENCE
OPTION FOR PUBLIC**

**Call in Number: 1-570-634-6003
Access Code: 519 587 337**

	Page
1. Call of meeting to order and roll call	
2. Approval of Agenda for July 11, 2022	
3. Approval of Minutes for June 13, 2022	3
4. Public Participation	
5. Project Updates – Stephen Downing	6
6. Owner Controlled Insurance Program (OCIP) Administration Fees – Odor & Corrosion Control Project – Stephen Downing	21
Motion: To approve Amendment #1 to the Owner Controlled Insurance Program agreement with Meadowbrook Insurance.	
7. Segment 5 Rehabilitation – Change Order No. 4 - Additional Scope of Work - Stephen Downing	42
Motion: To the approve Change Order #4 to the Oscar Renda Contract for the net increase of \$1,030,286.46 and the addition of 88 days to the construction schedule.	
8. Control Structure 3 (CS-3) Hydraulic Cylinder – Vince Astorino	293
Motion: To authorize the purchase of a replacement hydraulic cylinder for CS-3 with HESCO for \$38,828.13	
9. Consideration for approval of invoices (see attached)	297
10. Financial Report – Bruce Manning	298
11. Adjourn	

MACOMB INTERCEPTOR DRAIN DRAINAGE DISTRICT



LEGEND

- ◆ PUMP STATION
- ▼ METER
- ★ WWTP
- INTERCEPTOR
- - - FORCE MAIN



Candice S. Miller

MACOMB COUNTY PUBLIC WORKS COMMISSIONER



UPDATED: FEBRUARY 2017

An adjourned meeting of the Intra-County Drainage Board for the **MACOMB INTERCEPTOR DRAIN** was held in the Office of the Macomb County Public Works Commissioner, 21777 Dunham Clinton Township, Michigan on June 13, 2022, at 11:12 A.M.

PRESENT: Candice S. Miller, Chair
Don VanSyckel, Member
Bryan Santo, Member

ALSO PRESENT: Brian Baker, Chief Deputy; Norb Franz, Communications Manager; Bruce Manning, Financial Manager; Pam Sonnenberg, Administrative Assistant; Tom Stockel, Construction Supervisor; Sarah Wojdyla, Drain Account Specialist

PRESENT VIA TELECONFERENCE: Vince Astorino, Operations & Flow Manager; Steve Downing, Construction & Maintenance Manager; Mary Shepard, Environmental and Safety Services Supervisor City of Sterling Heights

The meeting was called to order by the Chair, Candice Miller. A motion was made by Mr. Santo, supported by Mr. VanSyckel to approve the agenda as presented.

Adopted: YEAS: 3
NAYS: 0

Minutes of the meeting of May 9, 2022 were presented. A motion was made by Mr. VanSyckel, supported by Mr. Santo to approve the minutes as presented.

Adopted: YEAS: 3
NAYS: 0

The meeting was opened to public participation, then closed, there being no comments from the public.

Mr. Downing distributed a copy of the project update that was not provided in the agenda packet. Segment 5 is continuing to progress with construction and prep work for spray lining. They started sludge/debris removal and a photo is attached in the packet. There is no toxicity to the sludge. There is also continued construction on CS-12 which includes rebar installation for the third wall lift and gate columns. From a public relation standpoint we have had no complaints. Segment 5 is moving along nicely. Mr. Baker mentioned that Hayes will be shut down between 15 Mile Road and Moravian. Mr. Downing confirmed that MCPWO is working with the Department of Roads because of the danger to the workers and there being such a small area for staging, they thought that would be a good idea. There have been several accidents and fatalities.

Mr. Downing next updated on the Phase II Grouting. The crew continues work in the Garfield Interceptor near M-59 and Garfield Road. If the grout quantities continue tracking higher, we will transition to cementitious grout in this area. AEW, Doetsch, and MCPWO personnel are discussing where the crew will move next which is dependent upon the flow control needs and coordination with other projects. Work is continuing and there are no hold ups due to lack of material or supplies.

Mr. Downing reports that Weiss was able to complete the punch list at the Meter Facility Rehabilitation the previous month. We had some infiltration still occurring at a manhole and the contractor presented

an option with different products to get it sealed up and they were able to do that successfully. With all of that completed, we will now be able to close this project out.

Segment 6 Rehabilitation work has been slow this month. We completed the slip lining with installation of Hobas starting at CS-13 to the East. The project team is finalizing a recovery plan to complete installation of the Hobas from Garfield to the West. The Project team is working with the insurance carrier on a Builder's Risk Claim to determine if a claim condition exists. Waiting on Ric-Man to provide a cost estimate on what it will take to do repairs to the damaged Hobas. We should have a cost hopefully this week.

The Interceptor Inspection Program is getting close to wrapping up, just in time for our next Inspection Program to ramp up. We made a personnel change with Fishbeck. As previously reported, the area of 21 Mile Road and Garfield was observed to have severe degradation and an immediate repair plan for this area is currently being developed. Mr. Downing mentioned on the Public Relations front that he had an odor complaint from Sterling Heights and said we will evaluate to provide some relief and he's working with OMID. Mr. Astorino added that they will be purchasing an underground odor center mobilizer to make sure there are no toxins and putting people at risk.

A motion was made by Mr. Santo, supported by Mr. VanSyckel to receive and file the project updates.

Adopted: YEAS: 3
NAYS: 0

A motion was made by Mr. VanSyckel, supported by Mr. Santo to approve the revised 2022/2023 Macomb Interceptor Drainage District budget and charges reflecting a 1% reduction due to GLWA lowering the FY 23 charges relating to Highland Park unpaid bills.

Adopted: YEAS: 3
NAYS: 0

A motion was made by Mr. Santo, supported by Mr. VanSyckel to approve the purchase and installation of new SCADA servers from Access Interactive for \$200,776 (MIDD share \$86,334)

Adopted: YEAS: 3
NAYS: 0

A motion was made by Mr. VanSyckel, supported by Mr. Santo to approve the proposal from NTH Consultants for a not to exceed amount of \$81,549 to prepare bids and administer the work associated with the 2023 Interceptor Inspection Program within the Macomb Interceptor Drain.

Adopted: YEAS: 3
NAYS: 0

The Chair presented the invoices totaling \$2,732,164.43 to the board for review and approval.

A motion was made by Mr. Santo, supported by Mr. VanSyckel to approve the invoices as presented.

Adopted: YEAS: 3
NAYS: 0

A motion to receive and file the financial report given by Mr. Manning was made by Mr. VanSyckel and supported by Mr. Santo.

Adopted: YEAS: 3
NAYS: 0

There being no further business, it was moved by Mr. Santo, supported by Mr. VanSyckel, that the meeting of the Macomb Interceptor Drain Board be adjourned.

Adopted: YEAS: 3
NAYS: 0

The meeting was adjourned at 11:33 A.M.



Candice S. Miller, Chair
Macomb County Public Works Commissioner

STATE OF MICHIGAN
COUNTY OF MACOMB

I certify that the foregoing is a true and correct copy of proceedings taken by the Intra-County Drainage Board for the Drainage District shown on the attached set of minutes, on June 13, 2022 the original of which is on file in the Public Works Commissioner's Office. Public notice of the meeting was given pursuant to Act No. 267, Public Acts of Michigan, 1975, including, in the case of a special or rescheduled meeting or a meeting secured for more than 36 hours, notice by posting at least 18 hours prior to the time set for the meeting.



Candice S. Miller, Chair
Macomb County Public Works Commissioner

DATED: 06/13/22



Candice S. Miller

Public Works Commissioner
Macomb County

To: Macomb Interceptor Drain Drainage District Board Members

CC: File

From: Stephen Downing, Construction & Maintenance Manager

Date: July 11, 2022

Subject: Construction Projects Status Updates for July 2022 Board Meeting

The following provides a status update for construction work performed within the Macomb Interceptor Drain Drainage District for the previous month.

Segment 5 Rehabilitation

Contractor: Oscar Renda

Engineering Consultant: FK Engineering

Project Description:

The Segment 5 reach of the Romeo Arm Interceptor is approximately 8,300 linear feet; it runs along 15 Mile Road starting at the ITC Corridor and extends east to approximately Hayes Road. The first 7,000 linear feet is 11-foot diameter non-reinforced concrete pipe, and the next 1,300 linear feet is 8-foot diameter steel reinforced concrete pipe. The rehabilitation consists of debris removal, cleaning, and inspection of the pipe's invert. Next, HOBAS pipe will be used to slip line 7,000 linear feet of the 11-foot diameter sewer and the 1,300 linear feet section of 8-foot diameter pipe will be coated with a corrosion resistant geo-polymer spray applied coating. To facilitate this work, a new control structure and access shaft is under construction in the ITC Corridor. The new control structure will provide the contractor access to the sewer to facilitate the work and will also serve as a dewatering pump station to draw down the upstream water level in the sewer.

Significant project tasks that have occurred over the past month:

1. Continued development, review, and approval of the required construction submittals.
2. Ground dewatering well maintenance and monitoring.
3. Started spray-lining the 8-foot diameter interceptor (PCI-37).
4. Continued construction of the CS-12 permanent structure, which includes:
 - a. Rebar installation for the fourth wall lift and gate columns
 - b. Concrete formwork removal/installation

c. Concrete placement of the third and fourth wall lifts

Construction Costs:

	Date (if applicable)	
Original Contract Amount	10/21/2020	\$28,807,500.00
Current Contract Amount	3/30/2022	\$30,672,248.32
Total Spent to Date	6/30/2022	\$13,092,295.11
Remaining Budget	6/30/2022	\$17,579,953.21



Figure 1 – CS-12 Wall Lift #2



Figure 2 – CS-12 Flume Wall Concrete Placement



Figure 3 – Aluminum Bulkhead Storage Position



Figure 4 - Aluminum Bulkhead in Operational Position

OFFICE LOCATION: 21777 Dunham Road, Clinton Township, Michigan 48036 • Phone: 586-469-5325 • Fax: 586-469-5933
ENGINEERING • Phone: 586-469-5910 • Fax: 586-469-7693 ♦ **SOIL EROSION** • Phone: 586-469-5327 • Fax 586-307-8264



Figure 5 - Spray-Lining Demonstration



Figure 6 - Spray-Lining Demonstration

Phase II Grouting

Contractor: Doetsch Environmental Services, Inc.

Engineering Consultant: AEW

Project Description:

The Phase II Grouting project was awarded to Doetsch Environmental during summer 2020. The work includes chemical grouting of the sewer and manholes where infiltration is present. The work is planned in all reaches of the system not included in the Segment 5 or portion of the Romeo Arm rehabilitated during the 2016 Interceptor Collapse. The main areas of work include the Romeo Arm along Garfield Road between 15 Mile and Clinton River Roads, the Garfield Interceptor between Clinton River and 21 Mile Roads, and the Lakeshore Interceptor between the Clintondale Pump Station at 15 Mile and Union Lake and Joy Boulevard in Harrison Township. The chemical grouting is aimed to stop all active infiltration within the system in advance of future rehabilitation and maintenance projects.

Significant project tasks that have occurred over the past month:

1. The crew completed work in the Garfield Interceptor near M-59 and Garfield Road.
2. AEW, Doetsch and MCPWO personnel are currently evaluation where the crew will move to next which is dependent upon the flow control needs and coordination with other projects.
3. On Saturday July 9, 2022 the Doetsch crew will assess the Garfield Interceptor near 16 Mile Road. This area was initially identified as critical strictly based on the location, not due to any known defects. If there are any defects or areas of infiltration identified during the inspection, the crew will schedule this location for grouting immediately.
4. There was not an invoice submitted for June 2022.

Construction Costs:

	Date (if applicable)	
Original Contract Amount	6/24/2020	\$3,000,000.00
Change Order No. 1	3/14/2022	\$3,000,000.00
Current Contract Amount	3/14/2022	\$6,000,000.00
Total Spent to Date	5/28/2022	\$4,235,435.20
Remaining Budget	5/28/2022	\$1,764,564.80

Meter Facility Rehabilitation

Contractor: Weiss Construction

Engineering Consultant: HRC

Project Description:

The project includes the rehabilitation of three sewerage meter facilities; work includes removal and application of concrete surface repairs and protective coatings, televising, cleaning, and spray-lining the existing influent and effluent connecting sewers; rehabilitation existing adjacent sanitary manholes; improving access and safety features for maintenance personnel; and replacing existing electrical systems.

The sites, SY-S-1 and SY-S-2 are in Shelby Township and WA-S-1 is in Washington Township. The meter facilities are the point of transition of sewerage flow from the local systems into the MIDDD Interceptors. Each of the metering facilities provides the critical flow data required to allocate the billing apportionment for each of the MIDDD member communities.

The Shelby Township meter facilities, originally constructed by DWSD, have reached the end of their useful life and are need of rehabilitation. The MCPWO previously rehabilitated several of the older metering facilities in the system, which were also constructed by DWSD.

The Washington Township meter facility is currently owned by Washington Township, which is a unique situation in the MIDDD system. Typically, the MIDDD assumes ownership of the billing meter facilities, which includes operation and maintenance activity. As such, the MCPWO negotiated a transfer agreement with Washington Township to transfer ownership of this asset to the MIDDD. The two entities agreed to equitable cost sharing terms within the agreement.

The project was designed by Hubbell, Roth and Clark and the construction contract was awarded to Weiss Construction. The total construction cost for the project is \$857,159.00. The work started in April 2021.

Significant project tasks that have occurred over the past month:

1. The Contractor is finalizing the closeout documents.
2. The Owner, Engineer & Contractor conducted the punch list walk-through, the Contractor is performing the required work to fulfill the punch list.
3. The final balancing change order will be finalized pending completion of the remaining punch-list items.
4. The Owner and Engineer verified that the final punch-list items have been completed by the Contractor.

Construction Costs:

	Date (if applicable)	
Original Contract Amount	12/3/2020	\$857,159.00
Current Contract Amount	3/30/2022	\$863,168.85
Total Spent to Date	3/30/2022	\$770,291.64
Remaining Budget	3/30/2022	\$92,877.21

Segment 6 Rehabilitation

Contractor: Ric-Man Construction

Engineering Consultant: FK Engineering

Project Description:

The Segment 6 Rehab project includes the rehabilitation of these main elements:

1. Cleaning and slip-lining (Hobas) of the 5-foot diameter 15 Mile Interceptor from MH-01 at Garfield Road and 15 Mile to MH-04 approximately 2200 feet east along 15 Mile.
2. Cleaning and slip-lining (Hobas) the 1400 linear feet 11-foot diameter Romeo Arm Interceptor sewer between CS-3 on 15 Mile Road and CS-2 on Garfield north of 15 Mile Road.
3. Rehabilitation of the Meter Facility FR-S-1 on Garfield south of 15 Mile Road.
4. Rehabilitation and spray-lining of the CS-2 and CS-3 control structure facilities. These concrete structures have been damaged by H2S damage over time and need repair.
5. Installation of an air-jumper to be incorporated into the existing Biofilter facility. This is being done to address the high level of odor issues that have resulted over the years from the intersection of 15 Mile and Garfield.
6. Installation of a new gate control structure on the 15 Mile Interceptor. This will allow for the rehabilitation of the MH-01 structure and provide future storage options within that interceptor.

The project started in September 2021 and is scheduled to be completed in March 2023.

Significant project tasks that have occurred over the past month:

1. The Contractor continues to develop and submit the required submittals to the Engineer & Owner for review.
2. The Project team is working with the insurance carrier on a Builder's Risk Claim to determine if a claim condition exists for the damaged HOBAS pipe and installation of the remaining 240 lf of pipe.
 - a. The insurance carrier assigned a forensic engineer to the claim to assess the loss. The Project team met with the assigned Engineer this month to provide further details and answer questions related to the damaged HOBAS and proposed recovery plan.
3. The bottom section of the Interceptor was removed and the temporary flume at CS-13 was installed.
4. The construction of the permanent CS-13 Shaft started this month with the placement of the concrete base slab.

Construction Costs:

	Date (if applicable)	
Original Contract Amount	5/1/2021	\$13,541,545.00
Change Order No. 1	8/1/2021	\$132,664.70
Total Spent to Date	6/30/2022	\$3,525,352.03
Remaining Budget	6/30/2022	\$10,148,857.67




Figure 7 - Demo/Removal of the Interceptor in CS-13

OFFICE LOCATION: 21777 Dunham Road, Clinton Township, Michigan 48036 • Phone: 586-469-5325 • Fax: 586-469-5933
ENGINEERING • Phone: 586-469-5910 • Fax: 586-469-7693 ♦ **SOIL EROSION** • Phone: 586-469-5327 • Fax 586-307-8264




Figure 8 - Installation of the Temporary Flume at CS-13




Figure 9 - CS-13 Base Slab Re-steel

OFFICE LOCATION: 21777 Dunham Road, Clinton Township, Michigan 48036 • Phone: 586-469-5325 • Fax: 586-469-5933
ENGINEERING • Phone: 586-469-5910 • Fax: 586-469-7693 ♦ **SOIL EROSION** • Phone: 586-469-5327 • Fax 586-307-8264



Figure 10 - CS-13 Wall Re-steel Installation

Interceptor Inspection Program

Contractor: Doetsch Environmental Services, Inc.

Engineering Consultant: Fishbeck

Project Description:

The 2020 sewer inspection program was awarded to Doetsch Environmental Services in November 2020. The inspection program includes inspection of approximately 26 miles of sanitary sewer, 360 manholes and other aspects of the sanitary sewage infrastructure across multiple drainage districts, including the MIDDD.

The MIDDD portion of the inspection program includes 101,335 linear feet (19.25 miles) of pipe ranging in diameter from 24" to 132" and 145 manhole structures. Additionally, inspection of 8 junction chambers and 8 Drop Shaft/Connecting sewers will be performed.

The inspection interval for the entire system is based on a 3-year cycle, where non-reinforced concrete pipe is inspected every 3 years and reinforced concrete pipe is inspected every 6 years. The 2020 inspection program is the largest ever performed by the Macomb County Public Works Office. The project started in May 2021 and is expected to be completed in May of 2022.

Significant project tasks that have occurred over the past month:

1. The Contractor did not submit a pay application for the months of December, January, February, March, April, May or June.
2. The Consultant is reviewing the data and preparing inspection reports.
3. An area in the Garfield Interceptor near 21 Mile Road was observed to have severe degradation on Monday May 2, 2022. A manned-entry inspection occurred on Friday May 6, 2022. An immediate repair plan for this area is currently being developed.
4. The Owner's Representatives, Engineering Consultant and Contractor are coordinating completion of the remaining areas to be inspected, which included:
 - a. Approximately 2000lf of the Romeo Arm Interceptor from CS-2 to Clinton River Road
 - b. Manhole scanning

Construction Costs:

	Date (if applicable)	
Original Contract Amount	1/19/2021	\$280,034.00
Total Spent to Date	11/1/2021	\$62,703.85
Remaining Budget	11/1/2021	\$217,330.15

***This Table reflects the MIDDD costs only.**



Candice S. Miller

Public Works Commissioner
Macomb County

To: Macomb Interceptor Drain Drainage District Board Members

From: Stephen Downing, Construction & Maintenance Manager

Date: July 11, 2022

Subject: Owner Controlled Insurance Program (OCIP)

In February 2020, the MCPWO staff recommended the implementation of an Owner Controlled Insurance Program (OCIP). The respective Drain District Boards approved the recommendation, authorizing the Board's Chair to execute an Agreement with Meadow Brook Insurance Agency to provide administrative services for the annual cost of \$110,000. The MCPWO staff and MIA have continuously analyzed the program to include other projects as an additional cost saving measure. As such, this program has added three additional projects and increased in value by 89%. The lists below summarize the initial projects and the added projects. The attached MIA contract amendment provides a per project breakdown of the estimated project costs.

This OCIP originally included the following projects for an estimated value of \$75,000,000:

- 1) Romeo Arm Segment 5 Rehabilitation – MIDDD
- 2) Chapaton Canal Upgrades – 8 ½ Mile Relief
- 3) 15 Mile Interceptor Segment 6 Rehabilitation – MIDDD
- 4) In-System Storage – 8 ½ Mile Relief

The OCIP now includes the following projects for an estimated value of \$141,461,000:

- 1) Romeo Arm Segment 5 Rehabilitation – MIDDD
- 2) 15 Mile Interceptor Segment 6 Rehabilitation – MIDDD
- 3) In-system Storage Devices - 8 ½ Mile Relief
- 4) Chapaton Canal Upgrades - 8 ½ Mile Relief
- 5) Odor & Corrosion Control - MIDDD
- 6) 9 Mile Pump Station – 8 ½ Mile Relief
- 7) In-system Storage Devices – Martin Drain

The increase of the total value of the program and with the addition of three projects requires additional program administrative services. As such, MIA has requested an increase in their annual fee from \$110,000 to \$160,000 which is approximately an increase of 45%.

In addition, MIA has requested a one-time catchup fee in the amount of \$25,000 as they have already commenced efforts related to the added projects. This one-time fee is intended to bridge the gap from March 2022 to September 2022 when the next annual installment payment is due.

OFFICE LOCATION: 21777 Dunham Road, Clinton Township, Michigan 48036 • Phone: 586-469-5325 • Fax: 586-469-5933

MAILING ADDRESS: P. O. Box 806, Mt. Clemens, Michigan 48046-0806

ENGINEERING • Phone: 586-469-5910 • Fax: 586-469-7693 ♦ **SOIL EROSION** • Phone: 586-469-5327 • Fax 586-307-8264

The total cost allocated to the Drainage District will be determined at the conclusion of the program based on the final construction costs. A summary of the costs will be presented to the Board for record.

The recommendation is that the Macomb Interceptor Drain Drainage District Board authorize the Board Chair to execute the attached Contract Amendment No. 1 with Meadowbrook Insurance Agency to increase the annual administration fee to \$160,000.

Attachments: Meadowbrook Insurance Agency Contract Amendment No. 1
Meadowbrook Insurance Agency Executed Contract
OCIP Recommendation Memo

OFFICE LOCATION: 21777 Dunham Road, Clinton Township, Michigan 48036 • Phone: 586-469-5325 • Fax: 586-469-5933

MAILING ADDRESS: P. O. Box 806, Mt. Clemens, Michigan 48046-0806

ENGINEERING • Phone: 586-469-5910 • Fax: 586-469-7693 ♦ **SOIL EROSION** • Phone: 586-469-5327 • Fax 586-307-8264

Amendment 1

Amendment 1 is effective March __, 2022 and is attached to and made part of the Contract for Insurance Consultant and Agency Services Macomb County Wastewater Capital Improvement Program OCIP ("Agreement") effective February 10th, 2020 by and between Meadowbrook, Inc. ("MIA") and Macomb Interceptor Drain Drainage District and Eight and One-Half Mile Drainage District ("OWNER"). This Amendment may refer to MIA and Owner individually as Party and collectively as Parties.

In consideration of the mutual covenants in this Amendment, the Parties agree the following paragraphs of the Agreement are amended as follows:

1. Proposed Projects:

The following PROPOSED PROJECTS: table is removed:

Project Name	Bid Date	Construction Start	Years Duration	Construction Estimate
Romeo Arm Segment 5 Rehabilitation (Clean and Reline)	Mar-2020	Sep-2020	2.5	\$25,000,000
Chapaton Canal Upgrades 8.5 Mile Drain	May-2020	Sep-2020	2.5	\$20,000,000
15 Mile Interceptor Segment 6 Clean and Rehabilitation	TBD	Dec-2021	2.5	\$20,000,000
8.5 Mile Relief In-System Storage	TBD	Jul-2021	1.5	\$10,000,000
TOTAL				\$75,000,000

The following PROPOSED PROJECTS: table is added:

Project Name	MIA Service Start Date	Bid Date	Construction Start	Years Duration	Construction Estimate
Romeo Arm Segment 5 Rehabilitation (Clean and Reline)	Jan-2020	Mar-2020	Sep-2020	2.5	\$25,000,000
Chapaton Canal Upgrades 8.5 Mile Drain	Jan-2020	May-2020	March-2023	2.5	\$20,000,000
15 Mile Interceptor Segment 6 Clean and Rehabilitation	Jan-2020	June-2021	Aug-2021	2.5	\$20,000,000
8.5 Mile Relief In-System Storage	Sept-2021	Feb-2022	July-2022	1.5	\$10,000,000
9 Mile Pump Station	Sept-2021	April-2021	Oct-2022	2	\$45,461,000
Odor Control & Corrosion Improvements	Nov-2021	Mar-2022	Sept-2022	1.5	\$15,000,000
Martin Drain In-System Storage	Mar-2022	Aug-2022	Oct-2022	TBD	\$6,000,000
TOTAL					\$141,461,000

2. Definitions:

Section 11. **PROJECTS** of the Definitions section is removed in its entirety and replaced with the following language:

11. **PROJECTS.** Romeo Arm Segment 5 Rehabilitation (Clean and Reline); Chapaton Canal Upgrades 8.5 Mile Drain; 15 Mile Interceptor Segment 6 Clean and Rehabilitation; 8.5 Mile Relief In-System Storage; 9 Mile Pump Station; OMIDDD Odor Control & Corrosion Improvements; Martin Drain In-System Storage or any additional sites mutually agreed upon in a written addendum.

3. Section C – Compensation for Consulting Services and Term of Projects

Section C is modified by adding the following language to the bottom of subsection “1. Compensation”:

A one-time catch-up fee of \$25,000 due immediately upon execution of Amendment 1.

Fee Installments

Owners pay MIA \$160,000 annually beginning on September 1, 2022 and following in each subsequent year. The installment fee shall be prorated for partial years.

All other terms and conditions of the Agreement remain unchanged.

The Parties have caused this Amendment to be executed by its authorized representatives.

SIGNATURE PAGE FOLLOWS

IN WITNESS WHEREOF, the parties hereto have executed this Amendment as of the day and year first referenced in this Amendment.

WITNESSES:

Meadowbrook, Inc.

Macomb County Drain Drainage District

By: David Sheeran

By: Candice S. Miller

Its: President

Its: Chair

Eight and One-Half Mile Drainage District

By: Candice S. Miller

Its: Chair

WITNESSES:

Meadowbrook, inc.

Macomb County Drain Drainage District

By: Phillip Anderson

By: Emily Engelmann

Its: Account Manager

Its: Administrative Assistant

CONTRACT FOR INSURANCE CONSULTANT AND AGENCY SERVICES
MACOMB COUNTY WASTEWATER
CAPITAL IMPROVEMENT PROGRAM OCIP

BETWEEN

MEADOWBROOK, INC.

AND

MACOMB INTERCEPTOR DRAIN DRAINAGE DISTRICT

AND

EIGHT AND ONE-HALF MILE DRAINAGE DISTRICT

MACOMB COUNTY PUBLIC WORKS
21777 DUNHAM ROAD
CLINTON TOWNSHIP, MI 48036

This Agreement, executed the 29th day of June 2020, but with an effective date of February 10, 2020, between Meadowbrook, Inc. ("MIA") and the Macomb Interceptor Drain Drainage District and Eight and One-Half Mile Drainage District ("OWNERS").

WHEREAS, Projects ("PROJECTS") shall, in general, consist of the following:

PROPOSED PROJECTS:

Project Name	Bid Date	Construction Start	Years Duration	Construction Estimate
Romeo Arm Segment 5 Rehabilitation (Clean and Reline)	Mar-2020	Sep-2020	2.5	\$25,000,000
Chapaton Canal Upgrades 8.5 Mile Drain	May-2020	Sep-2020	2.5	\$20,000,000
15 Mile Interceptor Segment 6 Clean and Rehabilitation	TBD	Dec-2021	2.5	\$20,000,000
8.5 Mile Relief In-System Storage	TBD	Jul-2021	1.5	\$10,000,000
TOTAL				\$75,000,000

WHEREAS, OWNERS have retained MIA as the Insurance Agent for the PROJECTS:

WHEREAS, OWNERS, in consultation with MIA, intend to develop and implement an Owner Controlled Insurance Program (OCIP) and Project Professional Liability Program in connection with the PROJECTS; and

NOW, THEREFORE, for and in consideration of the mutual promises contained herein, the parties agree as follows:

DEFINITIONS

Wherever used in this Agreement the following terms have the meanings indicated which are applicable to both the singular and plural thereof:

1. **Agreement.** This Contract for Insurance Consultant and Agency Services between OWNERS and MIA including all exhibits hereto.
2. **Work Order.** A document which is signed by MIA and OWNERS to authorize an addition, deletion or revision in the services to be performed by MIA under this Agreement, or an adjustment in the compensation to be paid by OWNERS to MIA.
3. **Documents.** Data, reports, and other deliverables, whether in printed or electronic media format, provided or furnished in appropriate phases by MIA to OWNERS pursuant to this Agreement.

4. **Contract Documents.** The documents so designated in the Construction Agreement between OWNERS and Contractor(s), including, but not limited to the Construction Agreement, General Conditions, Supplementary Conditions, and any related exhibits.
5. **Contractor.** The persons or entities with whom OWNERS enter into a written agreement covering construction work to be performed or furnished with respect to the PROJECTS.
6. **Subcontractor.** The persons or entities with whom Contractor enters into a written agreement covering construction work to be performed or furnished with respect to the PROJECTS.
7. **Engineer.** The engineering consultant(s) under contract with the OWNERS to provide design, project administration, or other professional services as specified in the professional services contract documents and addenda specific for each engineering consultant.
8. **General Conditions.** That part of the Contract Documents which sets forth terms, conditions and procedures that govern the Work to be performed or furnished by Contractor(s) with respect to the PROJECTS.
9. **Site.** Land or areas indicated in the Contract Documents as being furnished by OWNERS upon which the Work is to be performed, rights-of-way and easements for access thereto, and such other lands furnished by OWNERS which are designated for use of Contractor(s).
10. **Work.** The entire completed construction or the various separately identifiable parts thereof required to be provided under the Contract Documents with respect to the PROJECTS. Work includes and is the result of performing or furnishing labor, services, and documentation necessary to produce such construction and furnishing, installing, and incorporating all materials and equipment into such construction, all as required by the Contract Documents.
11. **PROJECTS.** Romeo Arm Segment 5 Rehabilitation (Clean and Reline); Chapaton Canal Upgrades 8.5 Mile Drain; 15 Mile Interceptor Segment 6 Clean and Rehabilitation; 8.5 Mile Relief In-System Storage or any additional sites mutually agreed upon in a written addendum.

SECTION A - CONSULTANT AND AGENCY SERVICES

OWNERS do hereby retain MIA and MIA does hereby agree to perform the following services on the terms and conditions hereinafter set forth.

The services to be provided by MIA comprise the professional disciplines and expertise necessary for MIA to complete its obligations under this Agreement in the best interests of, and within the amount authorized by, the OWNERS for this purpose.

The description of MIA's services in this Agreement is intended to define, but not exclude, any regular or normal services necessary for MIA to perform its obligations under this Agreement in an effective, efficient, and economical manner within accepted requisites and standards of professional practice in the profession.

Item No 1. SERVICES PROVIDED

Subject to all other terms and conditions of this Agreement, MIA shall provide professional assistance to OWNERS in the development, implementation and administration of the OCIP. The OCIP shall include the following casualty, property, and other insurance coverages recommended by MIA to OWNERS for the Work to be performed on the Site, in accordance with the Construction Contract:

- a. Commercial general liability;
- b. Builder's risk;
- c. Excess liability;
- d. Environmental liability;
- e. Project professional (OPPI); and
- f. Such other insurance coverages as may be requested by OWNERS from time to time upon the recommendation of MIA.

In furtherance thereof, MIA shall provide the following services:

- 1.1. Develop an OCIP marketing package to be submitted to prospective underwriters for review and approval of the OWNERS, and upon receipt of approval market such OCIP;
- 1.2. Negotiate, upon approval of OWNERS, the terms and conditions of the insurance coverages for the OCIP and take such steps as deemed appropriate by MIA to implement the OCIP coverages; including advice as to inclusion of insurance requirements in the Contract Documents;
- 1.3. Place all insurance for the PROJECTS and OWNERS for the full duration of the PROJECTS as "Agent of Record" for the insurance coverages of OWNERS.
- 1.4. Conduct OCIP orientation sessions, as directed by OWNERS, for Contractors, Subcontractors, Engineers, and such other persons as OWNERS may direct.
- 1.5. OCIP administration, including a list of the Engineer(s), Contractor(s) and Subcontractors enrolled in the OCIP, a summary of any significant issues MIA has encountered in the administration of the OCIP and any recommendations MIA deems appropriate for the operation of the OCIP;
- 1.6. Administer the OCIP, which shall include:

- a. Enrollment of the Contractor(s) into OCIP program;
- b. Notification to the insurer(s) with regard to enrollments, terminations, and contract completion;
- c. Processing and distributing all OCIP policies and endorsements during the term hereof;
- d. Reviewing insurance certificates furnished by Engineer(s), Contractor(s) and Subcontractors to verify compliance with the insurance requirements contained in the Contract Documents;
- e. Assisting Contractor(s) in determining which Subcontractors qualify for enrollment under the OCIP;
- f. Reviewing OCIP insurers' audits;
- g. Serving as liaison between OWNERS and the OCIP insurers with respect to claims filed under the OCIP. MIA shall advise as to need and method for providing notice of claims and consult with OWNERS as to all actions necessary to protect OWNERS' rights as an insured.

1.7. Upon specific request, MIA shall, at the previously predetermined fees set forth herein, continue to provide requested services post expiration of the OCIP policies. These services shall include, but not be limited to, requesting claims data from the Carrier, including changes in reserves, settlements, and information regarding periodic review of open files. Audit data and worksheets and any other policy information shall be made available upon request from OWNERS.

Item No.2: ADDITIONAL SPECIAL SERVICES

MIA shall provide Additional Special Services on an as needed basis upon specific prior written request of OWNERS. No payment, of any nature whatsoever, will be made to MIA for additional work or services without such prior written approval by OWNERS. Authorization for such work or services, in accordance with this provision of this Agreement, shall be in the form of a Work Order, issued by OWNERS, stating the scope of the additional work, and the basis for payment. Those services are as follows:

1. Assistance to OWNERS for preparation or appearance as an expert witness in litigation arising from the development or construction of the PROJECTS unless such services are required due to MIA's negligent acts, errors or omissions.
2. Preparation of supporting documents for insurance submission.
3. Any other services resulting from significant changes in the scope, extent or character of the portions of the PROJECTS specified by MIA or its requirements when such changes are issued as a result of some action or inaction on the part of OWNERS,

including, but not limited to, changes in size, complexity, OWNERS' schedule, character of construction or method of financing; and revising previously accepted studies, reports, Drawings, Specifications or Contract Documents when such revisions are required by changes in laws, rules, regulations, ordinances, codes or orders enacted subsequent to the preparation of such studies, reports, drawings, specifications, or Contract Documents, or are due to other causes beyond MIA's control.

Notwithstanding anything to the contrary expressed elsewhere in the Agreement, no additional or other consulting services made necessary by any fault or omission of MIA to properly perform its professional consultant and agency services in conformance with the standard of practice of the profession as contracted for with OWNERS, shall be compensated as an Additional Special Service under this Agreement. In the event that MIA's negligent acts, errors or omissions are determined by the final and unappealable ruling of a tribunal having jurisdiction of the claims not to be the sole cause for such additional or other consulting services, MIA shall receive compensation only for those services which are not attributable to its negligent acts, errors or omissions. Additional Special Services covered under this contract will be compensated on an hourly rate of \$250 per hour.

SECTION B - OWNERS' RESPONSIBILITIES

In addition to making proper payment for a performed service or an incurred expense, OWNERS may provide, at OWNERS' sole discretion, upon the request of MIA, information and services as described in this Section. The cost and accuracy of the information provided shall be the obligation of OWNERS (subject to any appropriate conditions or qualifications), but the interpretation, evaluation and use in and for the service of the PROJECTS, shall be the responsibility of MIA.

The information or services provided shall not, under any circumstances, be a substitute for or relieve MIA of any responsibility or expense for the services or its duties to render services pursuant to this Agreement in accordance with professional consulting standards of practice of the profession.

The OWNERS may:

1. Chair any public hearings.
2. Provide information in the form of tests, surveys and reports, or from written requirements, or advice and counsel, or by MIA, or other service. Such information and service may include:
 - a. A prospectus or statement consisting of information regarding the requirements of the Project.
 - b. Existing studies, reports and other available data pertinent to the Project; obtain or authorize MIA to obtain or provide additional reports and data as required; and furnish to MIA services of others required for the performance of MIA's services hereunder.

- c. Such accounting and independent cost estimating services as may be required for the Project, such legal services as OWNERS may require or MIA may reasonably request with regard to legal issues pertaining to the Project including any that may be raised by Contractors.
3. Review and comment on submitted reports, if necessary, and render timely decisions pertaining thereto. MIA's duties as set forth in the Agreement shall at no time be in any way diminished by reason of any approval by OWNERS of any reports or other submissions from MIA nor shall MIA be released from any liability by reason of such approval by OWNERS, it being understood that OWNERS at all times are ultimately relying upon MIA's skill and knowledge in connection with its services under this Agreement.
4. Arrange for access to and make all provisions for MIA to enter upon public and private property as required for MIA to perform its services.
5. Designate in writing a person to act as OWNERS' representative with respect to the services to be rendered under this Agreement. Such person shall have complete authority to transmit instructions, receive information, interpret and define OWNERS' policies and decisions with respect to materials, equipment, elements and systems pertinent to MIA's services.

OWNERS agree to be responsible for the following:

- a. Providing the necessary insurance submission and underwriting information pertaining to the OWNERS as requested by the MIA;
- b. Participating in periodic reviews of the OCIP and related meetings;
- c. Making final decisions on all matters relating to OWNERS' and Project's insurance coverages, risk management and loss control needs and activities.

MIA shall be entitled to use and rely upon all such information and services provided by OWNERS or others in performing MIA's services under the Agreement. Nothing contained herein shall relieve MIA of its responsibility to appropriately verify any such information received when such verification would be appropriate for MIA in order to perform his duties in accordance with professional consulting standards of practice of the profession.

SECTION C- COMPENSATION FOR CONSULTING SERVICES AND TERM OF PROJECTS

1. Compensation

For the performance of the services to be provided hereunder, OWNERS agree to pay MIA the following fees:

Marketing and Setup Fee – a one-time, lump sum fee to be billed at execution of the contract: \$ 27,500

Fee Installments
Annually \$110,000

\$850 Monthly charge for Nourtek risk management solution or a similar computer program

First Fee installment payable at inception of construction for the Romeo Arm Segment 5 Rehabilitation (Clean and Reline) Project and billed every 12 months through full duration of the Projects which are expected to be complete in 3 years and to continue through project OCIP closeout. Any partial years' fee will be estimated pro-rata and paid in advance.

Core OCIP insurance policy (commercial general liability) and excess liability will be placed without MIA taking commission, and MIA will take ordinary commissions from premiums paid for builders' risk, environmental liability, OPPI and other policies, which may be required to be placed and maintained for the project.

MIA will use its resources and make every effort to resolve any disputes with the Carriers associated with the OCIP. However, when necessary, consultative legal services for disputed claims or other disputed matters with insurance companies, or any other legal requirements, the associated claims expenses, and other expenses that may not be payable through such insurance companies will be paid by the OWNERS.

2. This Agreement will be for the full term of the PROJECTS unless otherwise agreed to in writing by MIA and OWNERS or terminated in accordance with the provisions herein.

SECTION D -ADDITIONAL CONDITIONS

1. No Waiver of Rights/Provision of Legal Defense of Claims

OWNERS' review, approval, acceptance of, or payment for any of the services required under the Agreement shall not be construed to operate as a waiver by OWNERS of the rights under the Agreement or of any cause of action arising out of the performance of the Agreement by MIA.

Notwithstanding any other provision in this Agreement, no provision in this Agreement is intended, nor shall any such provision be construed, as either waiving or constituting a waiver of any public or governmental immunity afforded to the OWNERS, and/or OWNERS' agents, employees (including those shared with Macomb County), or representatives as provided by applicable statutes and/or court decisions. Except as otherwise provided herein, at no cost to the OWNERS, MIA shall assist and cooperate with OWNERS in the investigation and defense of any claims which arise in whole or part from the services provided by MIA or which are alleged to have occurred in whole

or in part as a result of the negligent or wrongful acts, errors, or omissions of MIA in the performance of any of the services furnished under the Agreement.

In the event of litigation that includes any third-party claim or third-party counterclaim arising from MIA's obligations hereunder, or the negligent or wrongful acts, errors or omissions of MIA, its agents, consultants, employees, or representatives, ("Claim"), MIA shall provide a legal defense to OWNERS, whether that defense is provided by MIA's insurance carrier or at MIA's own expense.

To the extent insurance coverage does not exist relative to the Claim, MIA agrees to indemnify, defend and hold OWNERS harmless from and against all liabilities, losses, claims, interest, penalties, damages, court costs and amounts paid in settlement whatsoever (including reasonable attorneys' fees, whether or not suit is instituted, whether incurred in any settlement, trial or appellate level) suffered by OWNERS arising out of or resulting from the negligent or wrongful acts, errors or omissions of MIA relating to the Claim.

If OWNERS' liability in whole or in part for the Claim is caused by OWNERS' own negligence or other wrongful acts or omissions, OWNERS shall be responsible for payment of that portion of any liability (whether resulting from a judgment or settlement) which is attributable to OWNERS' negligence or other wrongful act or omission ("OWNERS' Share"). OWNERS shall also be responsible for paying that portion of the total defense costs as is determined by multiplying the total defense costs by a fraction, the numerator of which is OWNERS' Share and the denominator of which is the total liability associated with the Claim.

2. Termination

A. The obligation to provide further services under this Agreement may be terminated:

I. For cause,

a. By either party upon seven (7) days written notice in the event of substantial failure by the other party to perform in accordance with the terms hereof through no fault of the terminating party. The written notice shall specify any and all reasons for the termination.

b. By MIA:

i. Upon seven (7) days written notice if MIA believes that MIA is being requested by OWNERS to furnish or perform services contrary to MIA's responsibilities as a licensed professional; or

ii. Upon seven (7) days written notice if MIA's services for the PROJECTS are delayed or suspended for more than ninety (90) days for reasons beyond MIA's control.

- c. Notwithstanding the foregoing, this Agreement will not terminate as a result of such substantial failure if the party receiving such notice begins, within seven (7) days of receipt of such notice, to correct its failure to perform and proceeds diligently to cure such failure within no more than thirty (30) days of receipt thereof; provided, however, that if and to the extent such substantial failure cannot be reasonably cured within such thirty (30) day period, and if such party has diligently attempted to cure the same and thereafter continues diligently to cure the same, then the cure period provided for herein shall extend up to, but in no case more than, sixty (60) days after the date of receipt of the notice.

II. For convenience,

- a. By OWNERS upon ninety (90) written notice, without regard to any fault or failure to perform by any party.

B. Compensation to MIA

- I. If the termination is for the convenience of OWNERS, an equitable adjustment in the compensation of MIA shall be made in accordance with this Section D.2.B. MIA will reimburse OWNERS (since costs are prepaid) for all unperformed services, including a pro rata reimbursement for any installment fees. In the event of termination during any phase of the PROJECTS, including the review of insurance and related language for construction and consulting services contracts, broker selection and insurance placement process, MIA will be paid for services performed or furnished in accordance with this Agreement through date of termination on an hourly basis at a rate of \$250 per hour. MIA shall not be paid or retain any money for anticipated profit or unperformed services.
- II. If the termination is due to the failure of MIA to fulfill its contractual obligations, including, without limitation, substandard performance by MIA, or careless, or negligent, or incompetent, or deficient services by MIA, OWNERS may take over the work and prosecute the same to completion by contract or otherwise and OWNERS shall be compensated by MIA for any losses, costs or additional expenses (including, without limitation, legal fees and expenses and internal consulting time and expenses) it incurs by virtue of termination and alternative completion of the work.

C. Discontinuance of Services; Delivery of Documents to OWNERS

- I. Upon receipt of a termination notice, whether for cause or the convenience of OWNERS, MIA shall immediately discontinue all services affected (unless the notice directs otherwise), deliver to OWNERS copies of all data, reports, estimates, summaries, and such other information and materials as may have been accumulated by MIA in performing this Agreement, whether completed

or in process, and perform any other services upon termination as required in other provisions of this Agreement.

3. Cooperation with Successor Construction Safety Consultant or Agency

In the event of a termination under this Agreement, MIA agrees to cooperate with and provide any information requested by OWNERS to MIA' s successor in connection with the completion of the PROJECTS.

4. Ownership of Documents

A. All original reports and other documents prepared or created by MIA pursuant to this Agreement or any obligation hereunder, shall become the exclusive property of OWNERS.

B. Notwithstanding any other provisions of this Agreement, all of MIA's preexisting or proprietary computer programs or software developed by MIA outside of this Agreement shall remain the exclusive property of MIA.

5. Insurance to be Maintained by MIA

MIA will, at no cost to the OWNERS, obtain and maintain for the duration of this Agreement the following insurance coverages. MIA will further maintain coverages under claims-made policies for a period of six (6) years following the completion of the PROJECTS, only if such insurance coverage is commercially available. All such insurance obtained by MIA shall be non- cancelable by endorsement without thirty (30) days prior to written notice to the OWNERS and shall be evidenced by Certificates of Insurance to be delivered to the OWNERS upon execution of this agreement. MIA will not engage or employ any consultant who does not maintain the insurance coverages referred to in this Agreement. MIA will periodically verify that said consultants are maintaining the insurance coverages required under this Agreement.

A. Professional Liability/Errors and Omissions Coverage in the minimum amount of Ten Million (\$10,000,000) Dollars, per occurrence/claim and aggregate.

B. Commercial General Liability policy (New ISO Designation) in the minimum amount of One Million (\$1,000,000) combined single limit per occurrence and aggregate, including contractual liability recognizing this contract.

C. Comprehensive Automobile Liability policy to cover bodily injury and property damage arising out of the ownership, maintenance or use of any motor vehicle owned, non-owned or hired vehicles in the minimum amount of One Million (\$1,000,000) combined single limit per occurrence. No fault coverage complying with the statutory requirements of the State of Michigan is also required.

- D. Workers' Compensation Insurance including Employer's Liability to cover employee injuries or disease compensable under the Workers' Compensation statutes of the State of Michigan and the states in which work is conducted under the Agreement, disability benefit laws, if any; or federal compensation acts such as U.S. Longshoremen or Harbor Workers, Maritime Employment, or Railroad Compensation Act(s), if applicable. Self-insurance plans approved by the regulator authorities in the state in which Work on the PROJECTS is performed and the State of Michigan are acceptable. Employee's liability coverage shall be in the minimum amount of Five Hundred Thousand (\$500,000) Dollars per occurrence.
- E. Cyber Liability including 3rd party coverage in the amount of One Million (\$1,000,000) per claim. Network Security policy shall include coverage for third party liability.

6. Indemnification

MIA agrees to defend, indemnify and hold harmless the OWNERS and OWNERS' agents, employees, against any and all claims, loss, complaints, causes of action, fines, penalties, liability, damages, costs and expenses, including, but not limited to, all reasonable fees and charges of consultants, attorneys and other professionals, all internal consulting and other time and expenses incurred by OWNERS using its own staff, and all court or other dispute resolution costs, caused by the negligent or wrongful acts, errors or omissions of MIA, its agents, consultants, employees or representatives; provided however, MIA shall not be required to defend, indemnify or hold harmless the OWNER or other indemnified parties for their own negligence or breach of this Agreement as set forth in Paragraph 1 of this Section.

7. Accuracy of Services and Documents

Except to the extent such action is directly attributable to deficiencies in OWNERS' furnished information, MIA shall be responsible for the accuracy of its services and documents and OWNERS shall not be responsible for discovering deficiencies therein. MIA shall correct such deficiencies without additional compensation except to the extent such action is directly attributable to deficiencies in OWNERS' furnished information.

8. Assignment

MIA shall not assign this Agreement without the written consent of OWNERS and MIA shall not unreasonably object to any assignment of this Agreement by OWNERS, except to the extent that any assignment is mandated by law or the effect of this limitation may be restricted by law.

9. Independent Contractor

MIA shall perform and execute the provisions of this Agreement as an independent contractor and shall not be an agent or employee of OWNERS.

10. Construction of Document/Governing Laws

If there is a discrepancy between the obligations of MIA as provided for herein, and those set forth in the General Conditions of the Construction Contract, then the terms of this Agreement shall govern MIA's obligations and responsibilities to OWNERS.

Both parties agree that performance under this Agreement will be conducted in compliance with all federal, Michigan, and local laws and regulations. This agreement is made and entered into in the County of Macomb and in the State of Michigan and shall in all respects be interpreted, enforced and governed under the laws of the State of Michigan.

The language of all parts of this Agreement is intended to and under all circumstances shall be construed as a whole according to its fair meaning and not construed strictly for or against any party. Any use of the singular or plural number, any reference to the male, female, or neuter gender(s), possessive or non-possessive, in this Agreement shall also be deemed to include the appropriate other when the context so suggests or requires.

11. Alternative Dispute Resolution

Claims, disputes or other matters in question between the parties to this Agreement arising out of or relating to this Agreement shall be decided as set forth below:

- A. Facilitation. OWNERS and MIA shall submit their claims, disputes or other matters in question to a neutral facilitator selected by the parties who will assist in the resolution of the claim, disputes or other matter. Facilitation is defined as: A process to reconcile parties and settle disputes.
- B. Non-Binding Mediation. If OWNERS and MIA are unable to settle their claims through facilitation, they shall participate in non-binding mediation. The mediation shall be conducted pursuant to the provisions of the Michigan Rules of Court. The mediation shall be without sanctions. The parties shall select the individual mediator(s) and agree on compensation.

12. Survival of Rights and Obligations

MIA and OWNER's obligations, to the extent applicable, which arise under Section A and Section D, paragraphs 1 to 6, shall survive the termination of this Contract indefinitely.

13. Additional Insured on PROJECTS Policies

MIA is hereby listed and or authorized to be listed as an additional insured on all appropriate PROJECTS insurance policies of the OWNERS, said policies will be primary and non-contributory in the event of any loss or claim for damages.

14. Non-Exclusive Contract

This Agreement is a non-exclusive agreement and the OWNERS may freely engage other persons to perform the same or similar work that MIA performs. Except as provided in this Agreement, this Agreement shall not be construed to guarantee MIA any certain quantity of hours or services to be rendered to the OWNER.

15. No Waiver

No term or condition of this Agreement may be waived in the absence of a written waiver. Absent a written waiver, no act, failure, or delay by a party to pursue or enforce any right or remedy under this Agreement shall constitute a waiver of those rights. Any waiver shall be limited to the specific instance for which it is given, and no waiver by either party shall subsequently affect its right to require strict performance of this Agreement.

16. Severability

If a court of competent jurisdiction finds a term, condition, or provision of this Agreement to be illegal or invalid, then the term, condition, or provision shall be deemed severed from this Agreement. All other terms, conditions, and provisions of this Agreement shall remain in full force and effect.

17. Agreement Modifications or Amendments

Any modifications, amendments, rescissions, waivers, or releases to this Agreement must be in writing and agreed to by an authorized representative of both Parties.

18. Use of Confidential Information

MIA and OWNERS shall not reproduce, provide, or disclose confidential information to any third party, or to any respective employee not having a legitimate need to know any such information and data, and shall not use the confidential information for any purpose other than performing its services under this Contract. Notwithstanding the foregoing, MIA or OWNERS may disclose the confidential information if required by law, statute, or other legal process, provided that the party making a disclosure (i) gives the non-disclosing party prompt written notice of an impending disclosure prior to make the disclosure, (ii) provides reasonable assistance to in opposing or limiting the disclosure, and (iii) makes only such disclosure as is compelled or required.

19. Entire Contract

This Contract represents the entire Contract and understanding between the parties. This Contract supersedes all other prior or contemporaneous oral or written

understandings, communications, agreements, or contracts between the parties related to the subject matter hereof. The language of this Contract shall be construed as a whole according to its fair meaning, and not construed strictly for or against any party.

IN WITNESS WHEREOF, the parties hereto have executed this Agreement as of the day and year first referenced in this Agreement.

WITNESSES:

Phillip Anderson, Account Manager

Phillip Anderson

MEADOWBROOK, INC.

By: David N. Sheeran, President

By: *David N. Sheeran*

WITNESSES:

DRAINAGE DISTRICT

Emily Engelmann, Administrative Assistant

Emily Engelmann

MACOMB COUNTY DRAIN

By: Candice S. Miller, Chair

By: *Candice S. Miller*

WITNESSES:

Emily Engelmann, Administrative Assistant

Emily Engelmann

EIGHT AND ONE-HALF MILE
DRAINAGE DISTRICT

By: Candice S. Miller, Chair

By: *Candice S. Miller*



Candice S. Miller

Public Works Commissioner
Macomb County

To: Macomb Interceptor Drain Drainage District Board Members

From: Stephen Downing, Construction & Maintenance Manager

Date: February 5, 2020

Subject: Owner Controlled Insurance Program (OCIP)

The Macomb County Public Works Office (MCPWO) evaluated implementation of an Owner Controlled Insurance Program (OCIP) for several upcoming construction projects in the Macomb Interceptor Drain Drainage District (MIDD) and 8 ½ Mile Relief Drain Drainage District (8 ½ Mile Relief). A conventional insurance program requires each individual contractor to provide insurance coverage based on the minimum coverage requirements established by the Owner. These costs are indirectly passed on to the owner as part of the contractors bid costs. While this approach requires little effort by the Owner, and in most cases serves the intended propose, the disadvantages have a potential impact in the event of a claim. An OCIP is a single insurance policy managed by an Owner's agent that covers all contractor's working on the included projects. This option presents an opportunity for cost savings to the Owner, better coverage and more efficient claim resolution.

We evaluated the advantages associated with an OCIP policy which made it clear that this approach better protects the Owner and creates opportunity for cost savings. The scope of services, fees and commission for Meadowbrook Insurance Agency have been attached for reference. We consulted with the County's insurance agent Stephen Saph throughout the evaluation process. While he has not managed an OCIP, Mr. Saph helped explain the benefits of such a program and confirmed the quoted fees are in line with industry standards. Meadowbrook Insurance Agency has successfully provided the same services for the Oakland-Macomb Interceptor Drain Drainage District (OMID). In fact, we are developing a new OCIP for upcoming OMID projects. We have tasked our Meadowbrook team to determine if the OMID projects can be included in this OCIP, this would create more cost savings to each Owner.

This OCIP will include the following projects:

- 1) Romeo Arm Segment 5 Rehabilitation – MIDDD
- 2) Chapaton Canal Upgrades – 8 ½ Mile Relief
- 3) 15 Mile Interceptor Segment 6 Rehabilitation – MIDDD
- 4) In-System Storage – 8 ½ Mile Relief

The recommendation is that the Macomb Interceptor Drain Drainage District Board authorize the Board Chair to enter an agreement with Meadowbrook Insurance Agency Control to provide the described services for the Owner Controlled Insurance Program.

Attachments: Meadowbrook Insurance Agency Summary of Services

OFFICE LOCATION: 21777 Dunham Road, Clinton Township, Michigan 48036 • Phone: 586-469-5325 • Fax: 586-469-5933

MAILING ADDRESS: P. O. Box 806, Mt. Clemens, Michigan 48046-0806

ENGINEERING • Phone: 586-469-5910 • Fax: 586-469-7693 ♦ **SOIL EROSION** • Phone: 586-469-5327 • Fax 586-307-8264



Candice S. Miller

Public Works Commissioner
Macomb County

To: Macomb Interceptor Drain Drainage District Board Members

CC: FILE

From: Stephen Downing, Construction & Maintenance Manager

Date: July 11, 2022

Subject: Segment 5 Rehabilitation– Change Order No. 4 Additional Scope of Work

The attached change order summarizes additional scope of work based on Work Change Directives issued by the Owner/Engineer and responses to Request for Information submitted by Oscar Renda to the Owner/Engineer.

Most of this change order consists of work that was added at the direction of the Owner which includes the rehabilitation of the drop shaft and connecting sewers at the FR-S-2 and CT-S-7 metering facilities and the spray-lining of the manholes upstream of Segment 5 that were not coated during the 2016 Interceptor Collapse project. The cost of this work is \$873,110.50 and adds 52 days to the contract. The work associated with each of these tasks was slated to be completed within the next 5 years, to complete this work more costs effectively it was decided to utilize the existing contracts with FK Engineering (change order for design was previously approved) and Oscar Renda Contracting to complete this work.

The work associated with Work Change Directive No. 8 is a result of the permanent electrical design for the CS-12 Pump Station which was contained in Work Change Directives No. 1 & 5 and formalized in Change Order No. 2. This task required relocation of the dewatering system's settling tank to accommodate the new concrete electrical pad and associated conduit. The work related to Work Change Directive No. 9 is the additional costs for survey of OMID's PCI-7 reach of Interceptor. This is a direct cost to OMID which will require an amendment to the contract between MID and OMID at the conclusion of the project. The work related to Work Change Directive No. 10 is related to the modification of the technical specification for the Tnemec coating that is scheduled to be applied to the CS-12 stoplogs.

The cost associated with RFI No. 42 and No. 43 is related to the temporary power installed by Oscar Renda at the site for construction activities to be turned over to the MID as permanent power for future use.

The recommendation is that the Macomb Interceptor Drain Drainage District Board approve Oscar Renda Contracting Change Order No. 4 for the net increase of \$1,030,286.46 and the addition of 88 days to the construction schedule.


Attachments: Oscar Renda Change Order No. 4 with backup

OFFICE LOCATION: 21777 Dunham Road, Clinton Township, Michigan 48036 • Phone: 586-469-5325 • Fax: 586-469-5933

MAILING ADDRESS: P. O. Box 806, Mt. Clemens, Michigan 48046-0806

ENGINEERING • Phone: 586-469-5910 • Fax: 586-469-7693 ♦ **SOIL EROSION** • Phone: 586-469-5327 • Fax 586-307-8264

Change in Contract Price	Change in Contract Times
Original Contract Price: \$ <u>28,807,500.00</u>	Original Contract Times: Substantial Completion: <u>September 21, 2022</u> Ready for final payment: <u>October 21, 2022</u>
Increase from previously approved Change Orders \$ <u>1,864,748.32</u>	Increase from previously approved Change Orders Substantial Completion: <u>81 days</u> Ready for final payment: <u>81 days</u>
Contract Price prior to this Change Order: \$ <u>30,672,248.32</u>	Contract Times prior to this Change Order: Substantial Completion: <u>December 11, 2022</u> Ready for final payment: <u>January 10, 2023</u>
Increase this Change Order: \$ <u>1,030,286.46</u>	Increase this Change Order: Substantial Completion: <u>88 days</u> Ready for final payment: <u>88 days</u>
Contract Price incorporating this Change Order: \$ <u>31,702,534.78</u>	Contract Times with all approved Change Orders: Substantial Completion: <u>March 9, 2023</u> Ready for final payment: <u>April 8, 2023</u>

Recommended by Engineer	Authorized by Contractor
By (signature): <u></u>	_____
Name & Title: <u>Vice President</u>	_____
Date: _____	_____
Authorized by Owner	Approved by Funding Agency
By (signature): _____	_____
Name & Title: _____	_____
Date: _____	_____

Change Order Item Number 004-1:
WCD #2 FR-S-2 & CT-S-7 Rehabilitation

WORK CHANGE DIRECTIVE NO. 2: FR-S-2 / CT-S-7 Rehabilitation

Macomb Interceptor Drain Drainage
Owner: District Owner’s Project No.: WWS-2020-007
Engineer: FK Engineering Associates Engineer’s Project No.: 20-152
Contractor: Oscar Renda Contracting Contractor’s Project No.: WO19024
Project: Romeo Arm Lining – Segment 5
Contract Name: Romeo Arm Lining – Segment 5
Date Issued: August 20, 2021 Effective Date of Work Change Directive: August 20, 2021

Contractor is directed to proceed promptly with the following change(s):

Description:

Provide rehabilitation in accordance with the attached drawings and specification for FR-S-2, CT-S-7, the drop manhole, and the blind tap into the Romeo Arm Interceptor. Manhole rehabilitation will consist of spray lining and be paid on a square footage basis. Sewer line rehabilitation will consist of either spray lining or cured-in-place pipe (CIPP) and be paid on a lineal foot basis for each diameter size (18, 24, and 36 inches).

Attachments:

Civil and Traffic Control plan sheets, Specification Section 33 01 30.72

Purpose for the Work Change Directive:

Work was not included as part of original project

Directive to proceed promptly with the Work described herein, prior to agreeing to change in Contract Price and Contract Time, is issued due to:

Notes to User—Check one or both of the following

Non-agreement on pricing of proposed change. Necessity to proceed for schedule or other reasons.

Estimated Change in Contract Price and Contract Times (non-binding, preliminary):

Contract Price: **\$ not yet estimated**

Contract Time: **not yet estimated** days

Basis of estimated change in Contract Price:

Lump Sum Unit Price Cost of the Work Other

Recommended by Engineer
By: Zach Carr, P.E.
Title: Vice President
Date: August 20, 2021

Authorized by Owner
Stephen Downing
Construction & Maintenance Manager
August 20, 2021

CANDICE S. MILLER

MACOMB COUNTY PUBLIC WORKS COMMISSIONER
MACOMB COUNTY, MICHIGAN



Macomb Interceptor Drain Drainage District Romeo Arm Interceptor Segment 5 Lining Sterling Heights And Fraser, Michigan Work Change Directive #2, August 20, 2021 Project Number WWS-2020-007

VICINITY MAP



UTILITY INFORMATION

THE EXISTING UTILITIES SHOWN ON THE FOLLOWING DRAWINGS HAVE BEEN LOCATED FROM UTILITY RECORD DRAWINGS. ACTUAL UTILITY LOCATIONS MAY VARY FROM WHAT IS SHOWN. ALL UTILITIES TO BE FIELD VERIFIED BY UTILITY OWNER PRIOR TO CONSTRUCTION.

Sewer
Macomb County Public Works Commissioner
21777 Dunham Road
Clinton Twp, MI 48036
Phone: (588) 469-5325

Sewer
Sterling Heights Public Works
7200 18 Mile Road
Sterling Heights, MI 48314
Phone: (586) 446-2440

Fraser Public Works
33000 Garfield Road
Fraser, MI 48026
Phone: (586) 293-3100 Ext. 126

Streets
Macomb County Department of Roads
117 South Groesbeck Highway
Mount Clemens, MI 48043
Phone: (586) 463-8671

Gas
Consumers Energy
One Energy Plaza
Jackson, MI 49201
Phone: (800) 477-5050

Telephone
ATT
444 Michigan Avenue
Detroit, MI 48226
Phone: (877) 444-6944

Electrical
DTE
1 Energy Plaza
Detroit, MI 48226
Phone: (800) 477-4747



ITC Transmission Michigan
27175 Energy Way
Novi, MI 48377
Phone: (248) 946-3000

SHEET INDEX

GENERAL

G-1 COVER SHEET

CIVIL

C-100 WORK CHANGE DIRECTIVE #2 PLAN VIEW
C-101 WORK CHANGE DIRECTIVE #2 FR-S-2 PROFILE
C-102 WORK CHANGE DIRECTIVE #2 CT-S-7 PROFILE

TRAFFIC CONTROL

TC-1 WORK CHANGE DIRECTIVE #2 TRAFFIC CONTROL PLAN

NOTE: IF ANY CONFLICTS ARE ENCOUNTERED BETWEEN WORK CHANGE DIRECTIVE #2 PLANS / SPECIFICATIONS AND THE ISSUED FOR CONSTRUCTION PLANS / SPECIFICATIONS, WORK CHANGE DIRECTIVE #2 WILL TAKE PRECEDENT.

LOCATION MAP



ENGINEER



FK ENGINEERING

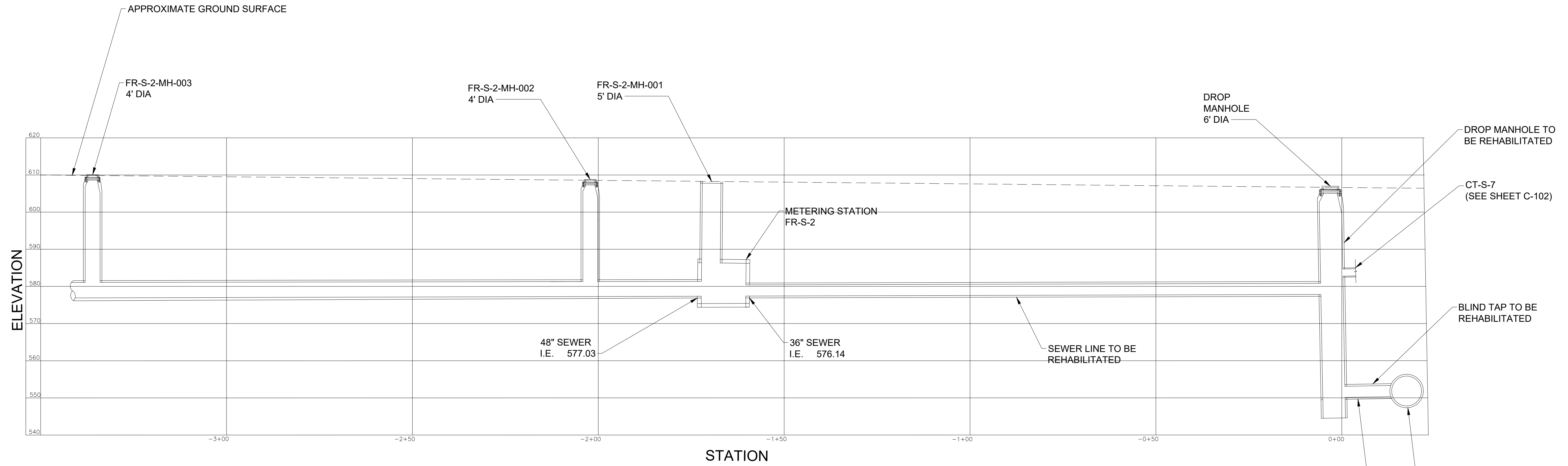


Applied Science, Inc.

PROFILE VIEW

SCALE: 1" = 15'

NOTE:
 PLAN & PROFILE OF FR-S-2 AND
 CT-S-7 ARE BASED ON
 HISTORICAL DOCUMENTS AND
 ARE CONSIDERED APPROXIMATE.
 CONTRACTOR TO VERIFY ALL
 DIMENSIONS.



WORK CHANGE DIRECTIVE
FR-S-2 PROFILE
 ROMEO ARM INTERCEPTOR
 SEGMENT 5 LINING
 STERLING HEIGHTS AND FRASER, MICHIGAN

MACOMB COUNTY MICHIGAN
 MACOMB COUNTY PUBLIC WORKS
 COMMISSIONER
CANDICE S. MILLER
 21777 Dunham Road, Clinton Township, MI 48036

ENGINEER
 **FKE**
 FK ENGINEERING
 **Applied Science, Inc.**

REV.	BY	DATE	DESCRIPTION
---	---	---	---
---	---	---	---
---	---	---	---
---	---	---	---
---	---	---	---
---	---	---	---
---	---	---	---
---	---	---	---
---	---	---	---
---	---	---	---

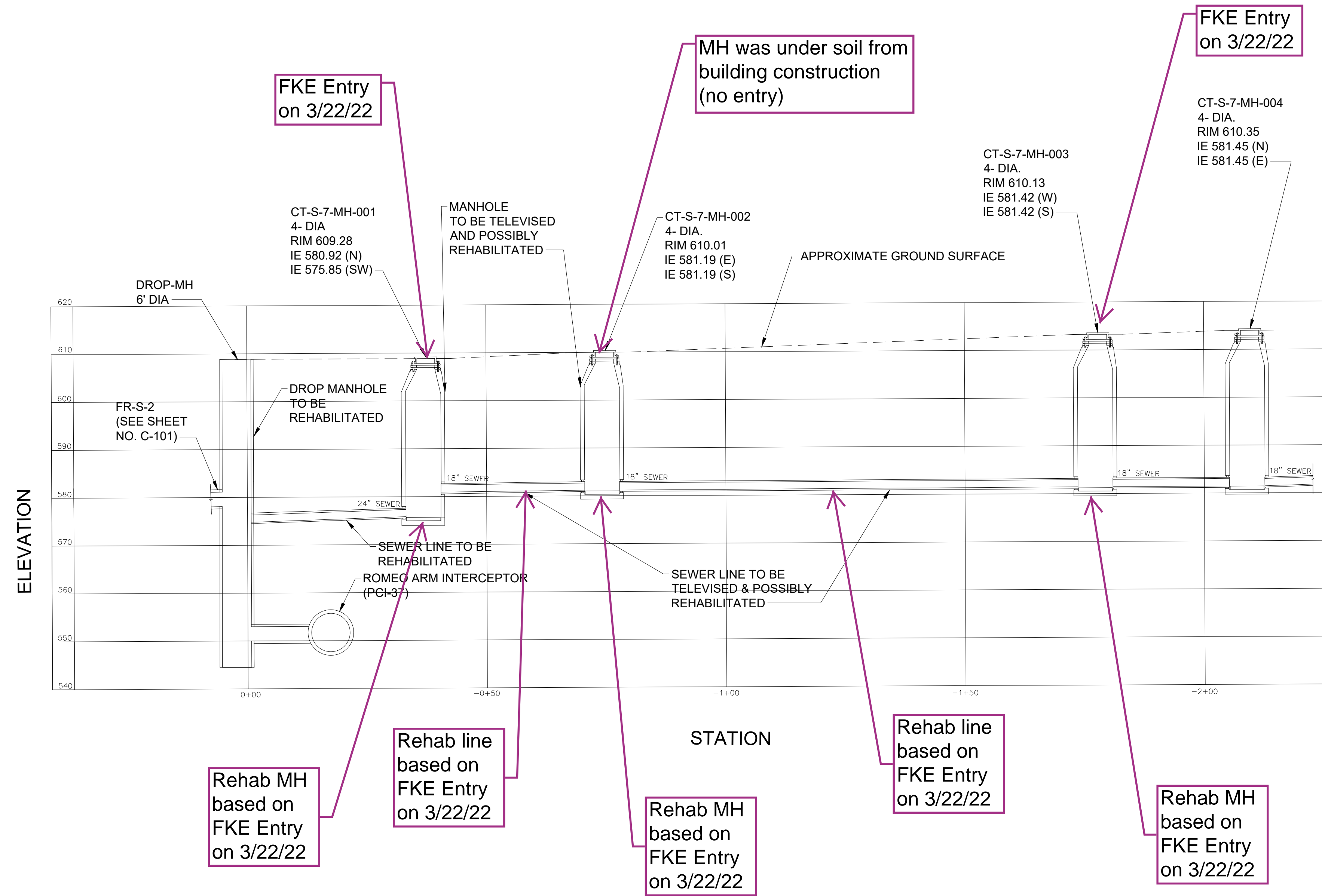
PROJECT NO. WWS-2020-007	SCALE AS SHOWN	SHEET NO. C-101
-----------------------------	-------------------	--------------------

PLOT INFO: S:\PROJECT FILES\2020 PROJECT FILES\20-152 ROMEO ARM LINING SEGMENT 5 CCA\WORK CHANGE DIRECTIVES\WCD #2 - FR-S-2-CT-S-7\CAD\RAI CAD\C-1 TO C-6_1.DWG LAYOUT: C-101 DATE: 8/17/2021 TIME: 1:14:03 PM USER: CMCCANN

PROFILE VIEW

SCALE: 1" = 15'

NOTE:
 PLAN & PROFILE OF FR-S-2 AND CT-S-7 ARE BASED ON HISTORICAL DOCUMENTS AND ARE CONSIDERED APPROXIMATE. CONTRACTOR TO VERIFY ALL DIMENSIONS.



WORK CHANGE DIRECTIVE #2
 CT-S-7 PROFILE

ROMEO ARM INTERCEPTOR
 SEGMENT 5 LINING
 STERLING HEIGHTS AND FRASER, MICHIGAN

MACOMB COUNTY MICHIGAN

MACOMB COUNTY PUBLIC WORKS
 COMMISSIONER
CANDICE S. MILLER
 21777 Dunham Road, Clinton Township, MI 48036

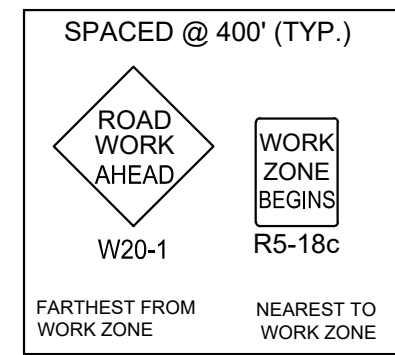
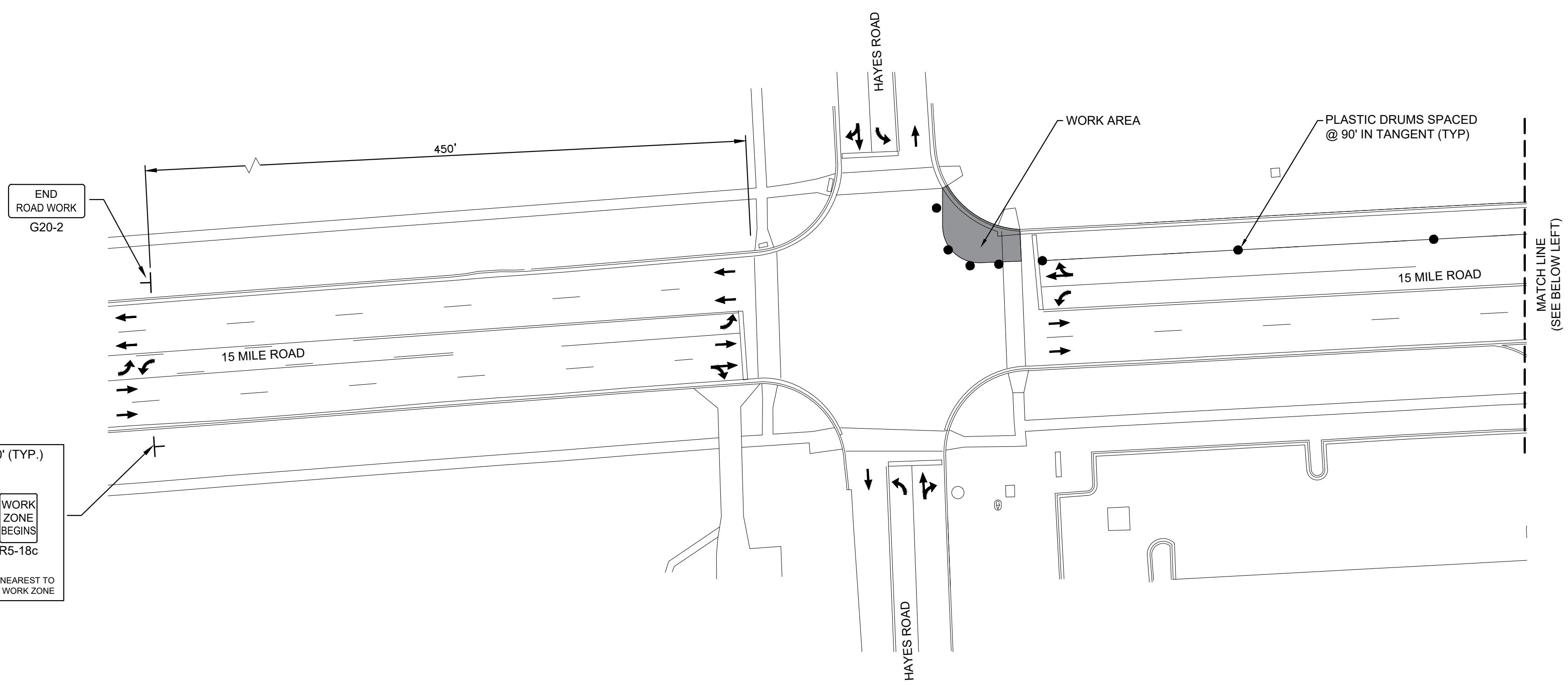
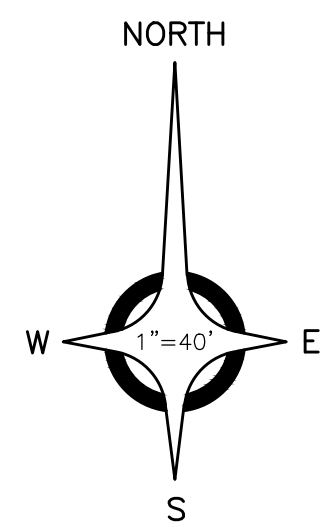
ENGINEER

FKE **Applied Science, Inc.**

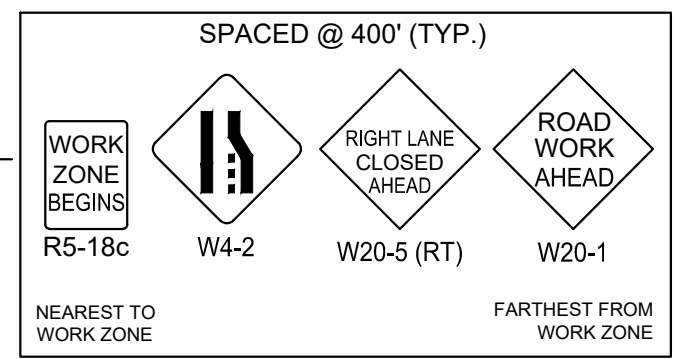
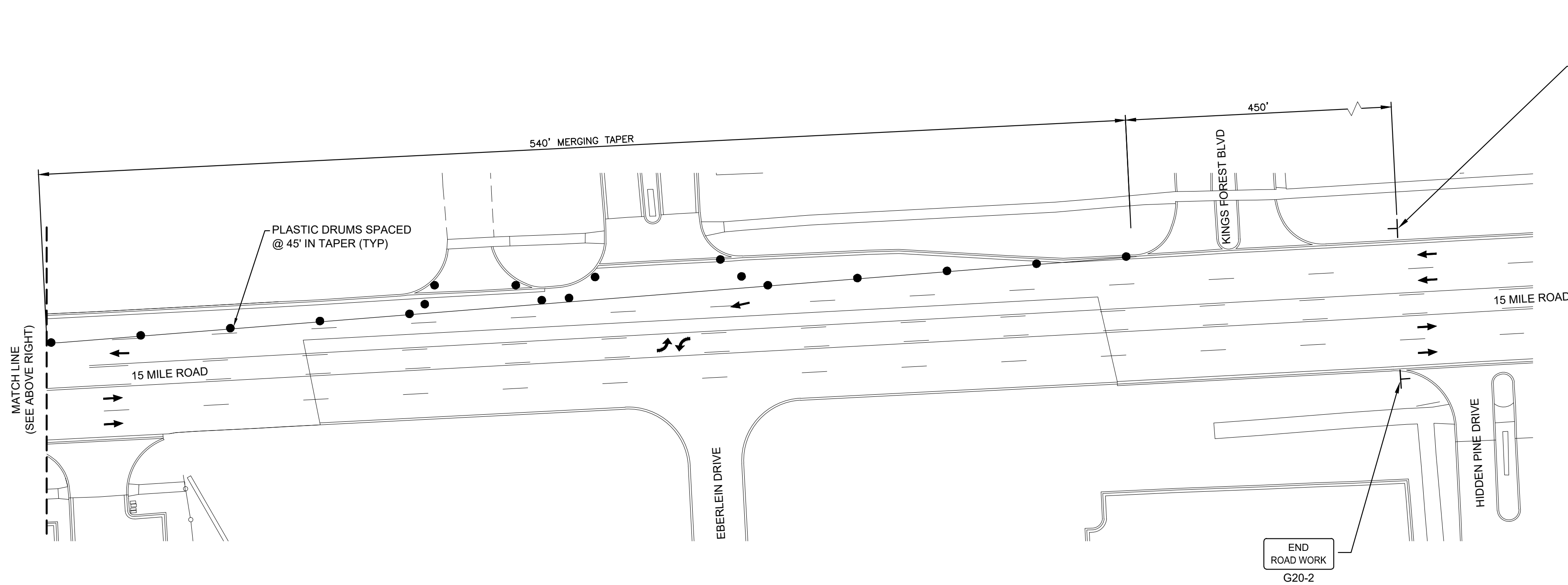
REV.	BY	DATE	DESCRIPTION
---	---	---	---
---	---	---	---
---	---	---	---
---	---	---	---
---	---	---	---
---	---	---	---
---	---	---	---
---	---	---	---
---	---	---	---
---	---	---	---

PROJECT NO. WWS-2020-007	SCALE AS SHOWN	SHEET NO. C-102
-----------------------------	-------------------	--------------------

PLOT INFO: S:\PROJECT FILES\2020 PROJECT FILES\20-152 ROMEO ARM LINING SEGMENT 5 CCA\WORK CHANGE DIRECTIVES\WCD #2 - FR-S-2, CT-S-7\CAD\RAI CAD\C-1 TO C-6_1.DWG LAYOUT: C-102 DATE: 8/17/2021 TIME: 1:14:16 PM USER: CMCCANN



NOTE: REMOVE ALL TRAFFIC CONTROL DEVICES AT THE END OF EACH WORK DAY



PLOT INFO: M:\0211\0211-0205\DWG\CIVIL\15MILE_TCR-BASETOP.DWG LAYOUT: 01-24-2021 TIME: 11:17:48 AM USER: MSOPICZNSKI

TRAFFIC CONTROL PLAN
WORK CHANGE DIRECTIVE NO. 2

ROMEO ARM LINING
SEGMENT 5
Sterling Heights & Fraser, Michigan

MACOMB COUNTY
1816
MICHIGAN

MACOMB COUNTY PUBLIC WORKS
COMMISSIONER
CANDICE S. MILLER
21777 Dunham Road, Clinton Township, MI 48036

ENGINEER

REV.	BY	DATE	DESCRIPTION

PROJECT NO. 0211-0205	SCALE 1" = 40'	SHEET NO. TC-1
---------------------------------	--------------------------	--------------------------

COPYRIGHT, 2020, ANDERSON, ECKSTEIN AND WESTRICK, INC.

SECTION 33 01 30.72

REHABILITATION OF SEWER UTILITIES BY FULL LENGTH CIPP LINING

PART 1 GENERAL

1.1 DESCRIPTION OF WORK

- A. It is the intent of this specification to provide for the reconstruction of sewer pipes by the use of the Cured-in-Place Pipe process (CIPP) utilizing the trenchless method of installation of a resin-impregnated, flexible tube which is inverted into the existing sewer by hydrostatic head. When cured, the finished sewer lining shall be tight fitting and continuous from end-to-end.
- B. Contract is based on unit price work as itemized on the Work Change Directive No. 2 Form. Only the items listed on this form are pay items. Any other work called for by either plans or specifications is considered incidental, and the cost shall be included in other prices bid on the Work Change Directive No. 2 Form.
- C. Work included shall include but not be limited to the following items:
 - 1. Installation of Cured-In-Place Pipe
 - 2. Testing
 - 3. Sealing Cured-In-Place Pipe at Structures

1.2 METHOD OF CONSTRUCTION

- A. The reconstruction will be accomplished using a non-woven fabric tube of particular length and a thermo set resin with physical and chemical properties appropriate for the application. The tube is vacuum-impregnated with the resin then inserted through an existing manhole or approved access point by means of an inversion process and the application of a hydrostatic head sufficient to extend it to the next designated manhole or termination point.
- B. This specification references the latest edition of ASTM F1216. In the case of any conflicting requirements in this specification, ASTM F1216 will govern. Only products which follow the installation procedures and meet structural specifications of ASTM F1216 shall be considered.

1.3 QUALITY ASSURANCE

- A. Reference Standards
 - 1. American Society of Testing Materials (ASTM F1417, F1216, D5813, D2990, D790, D638) International. For referenced ASTM standards, visit the ASTM website, www.astm.org, or contact the ASTM Customer Service at service@astm.org. For

Annual Book of ASTM Standards volume information, refer to the standard's Document Summary page on the ASTM website.

2. National Association of Sewer Service Companies (NASSCO)
3. American Water Works Association (AWWA) Standards

B. Manufacturing

1. Detailed information describing the method of manufacturing and the final composition of the rehabilitation materials shall be provided. This information must also include descriptions of any major components not directly provided by the Manufacturer.
2. Documentation as to the country of the Manufacturer of all components used to produce the final installed product. Detailed quality control procedures for rehabilitation materials, manufacturing and installation shall be submitted. This shall include inspection requirements, testing procedures, and allowable manufacturing tolerance levels.
3. All related ASTM standards, or nationally recognized standards, for project manufacturing must be submitted.

C. Testing

1. Product Information. No product will be allowed to be installed without submittal of test data supporting the following product performance requirements. Product samples used for testing shall be similar to those proposed for installation. Test samples shall be prepared so as to simulate installation methods and trauma of the product.
 - a. Chemical Resistance
 - i. CIPP shall be fabricated from materials which, when cured, will be chemically resistant to withstand internal exposure to chemicals in accordance with ASTM F1216, Section X2, and meet the minimum guidelines listed therein.
 - b. Long-Term Properties
 - i. Tests to confirm 50-year design values shall be conducted in accordance with ASTM D 2990. As an alternative, third party testing by the Trenchless Technology Center (TTC) at Louisiana Technical University of a 10,000 hour external loading test, conducted in a wet environment to simulate field conditions, can be used to verify long-term design values.
 - c. Physical Properties

- i. To verify physical properties, the Manufacturer shall submit a minimum of 15 test results from previous field installations of the same resin system and tube materials as proposed for the actual installation. These test results must verify that the CIPP physical properties specified have been achieved in previous field applications
- 2. Hydraulic Capacity
 - a. CIPP shall have a minimum of the full flow capacity of the original pipe prior to lining. Contractor shall certify the requirement through third party testing.
 - b. The calculated capacities of the existing host piping shall be calculated using commonly accepted roughness coefficients which take into consideration age and condition.
- 3. As-Built Testing. Before any CIPP is installed, the Contractor shall secure the services of a qualified testing lab to perform the outlined tests. The Contractor shall schedule the installation(s) to accommodate such testing and follow a chain of custody record form, provided by the Engineer, in logging the samples.
 - a. For each inversion length and location included in the Work, one CIPP sample shall be cut from a section of cured CIPP at an intermediate manhole or at the termination point that has been inverted through a like diameter pipe which has been held in place by a suitable heat sink, such as sandbags. (Note: In areas with limited space and larger diameter pipes, other sampling techniques may be required).
 - b. The sample should be large enough to provide a minimum of three specimens and a recommended five specimens for flexural testing and also for tensile testing, if applicable. The full CIPP sample wall thickness shall be tested, whenever possible. If the sample is irregular, distorted, or of such thickness that proper testing is inhibited, then the wall thickness shall be machined away from the inside pipe face of the sample only. Thus, the test specimen shall be cut from the outside pipe face of the CIPP sample. For specimens greater than ½ inch (12.70 mm) depth, the width-to-depth ratio of the specimen shall be increased to a minimum of 1:1 and shall not exceed 4:1. Test specimens shall be oriented on the testing machine with the interior surface of the CIPP in tension. The following test procedures should be followed after the sample is cured and removed.
 - i. Flexural (Bending) Properties – The initial tangent flexural modulus of elasticity and flexural stress should be measured for gravity and pressure pipe applications in accordance with Test Method D 790, Test Method I Procedure A, and should meet the requirements of Section 14 and 18.

- ii. Tensile Properties – The tensile strength should be measured for pressure pipe applications in accordance with Test Method D 638 and must meet the requirements of Section 14 and 18.
- iii. Gravity Pipe Leakage Testing – Leakage testing of the CIPP shall be conducted during cure while under hydrostatic pressure. For CIPP products in which the pipe wall is cured while not in direct contact with pressurizing fluid (e.g. a removable inflation bladder is used) the CIPP must be leakage tested in accordance with ATM F1417.
- c. All testing results will be reviewed by the Engineer for compliance with Contract Specifications. As-built testing will be incidental, and shall be included in the unit price per foot for CIPP, installed.

4. Visual inspection of the CIPP shall be per ASTM F1216, Section 8.6.

1.4 QUALIFICATIONS

- A. Operators of all lining equipment shall be PACP/MACP-certified technicians.
- B. Contract requires work in active sewers. Contractor shall follow all federal, state and local requirements for safety in confined spaces and uniform traffic controls.

1.5 SUBMITTALS

- A. 33 0130.71-01: Manufacturing Information as required in 1.3.B of this specification shall be submitted for Engineer review and approval.
- B. 33 0130.71-02: Product Information Test Data demonstrating compliance with 1.3.C.1 of this specification shall be submitted for Engineer review and approval.
- C. 33 0130.71-03: Hydraulic Capacity Calculations as required in 1.3.C.2 of this specification shall be submitted for Engineer review and approval.
- D. 33 0130.71-04: The Contractor shall submit CIPP material properties to verify they are in accordance with the minimum structural requirements for each sewer segment for Engineer review and approval. Physical properties used in design equations must be validated by independent testing of product samples from ten previous projects. Physical values derived from laboratory samples will not be allowed.
- E. 33 0130.71-05: Qualifications of Testing Laboratory secured to perform As-built Testing as required in 1.3.C.3 of this specification shall be submitted for Engineer review and approval.
- F. 33 0130.71-06: As-Built Test Results as required in 1.3.C.3 of this specification shall be submitted for Engineer review and approval.

- G. 33 0130.71-07: Pre-installation Video Footage and Inspection Reports as required in 3.1.D of this specification shall be submitted on flash drives for Engineer review and approval.
- H. 33 0130.71-08: Lining Work Plan, as required in 3.2.A.3 of this specification shall be submitted for Engineer review and acceptance.
- I. 33 0130.71-09: Post-Construction Documentation as required in 3.4.B of this specification shall be submitted for Engineer review and approval.

1.6 EXISTING INFORMATION

A. Site Conditions

- 1. The Contractor is to familiarize themselves with site and working conditions by making a personal examination of the site or sites and the surroundings in which work will be performed.
- 2. Owner has video files and reports from previous inspections. Files may be viewed or copies obtained by appointment with the Engineer.

B. Existing Manhole Condition

- 1. This project includes manhole work (paid separately). The Contractor is to familiarize themselves with the relevant project plans and specifications.

C. Existing Pipe Condition

- 1. Installer shall clean and inspect the line immediately prior to lining utilizing a pan/tilt camera capable of verifying active or inactive service connections and the overall structural condition of the pipeline.
- 2. All roots, debris, and protruding service connections will be removed prior to reconstruction via a remotely controlled robotic cutting device.
- 3. The current condition of the pipe will be compared to the original designed condition to verify that design parameters have not changed.
 - a. Should the pre-installation inspection reveal conditions in the sewer to be substantially different than those used in the design of wall thickness, tube construction, tube length, and resin system, the installer shall be required to request appropriate changes. These change requests shall be supported with videotape recordings of existing conditions and design data.
 - b. An appropriate addition or deduction in the original Work Change Directive No. 2 Form for the scope of work, if approved, will reflect the deviation.

PART 2 PRODUCTS

2.1 MATERIALS

A. Tube Material

1. Tube material shall meet the minimum requirements of ASTM F1216, Section 5.1.
2. Tube shall consist of one or more layers of flexible, needled felt or an equivalent non-woven material, capable of carrying resin, and capable of withstanding installation pressures and curing temperatures. The tube shall be compatible with the resin system used.
3. The outside layer of the tube shall be plastic coated with a material that is compatible with the resin system used. The plastic coat shall be a translucent flexible membrane that clearly allows inspection of the resin impregnation (wet-out) procedure. The plastic coating shall separate the resin inside the tube from the inversion water without leakage, accommodate inversion, stretch to size and shall not delaminate before, during or after curing.
4. The tube should be fabricated to size that, when installed, will fit the internal circumference and the length of the existing pipe. Allowance should be made for circumferential stretch during installation.
5. Tube will be continuous in length and shall have uniform wall thickness that when compressed at installation pressures will meet or exceed the design thickness.
6. No overlapping sections shall be allowed in the circumference or the length of the liner. The tube shall be homogeneous across the entire wall thickness containing no intermediate or encapsulated elastomeric layers. No material shall be included in the tube that may cause delamination in the CIPP.
7. Seams in the tube shall be stronger than the unseamed material. Where the length requires joining, the joint shall not be perpendicular to the long axis but spirally formed and joined.
8. Tube will be capable of conforming to offset joints, bells, and disfigured pipe sections.
9. The outside of the tube shall be marked along its full length at regular intervals not to exceed five (5) feet. Such markings shall include the Manufacturers name or identifying symbol.
10. The wall color of the interior pipe surface of CIPP after installation shall be a light reflective color so that a clear detail examination with closed circuit television inspection equipment may be made.
11. Minimum Tube Length

- a. For full CIPP lining of the entire sewer segment, the minimum tube length shall be as required by the Contractor to span the distance between the access points.

B. Resin Material

1. Resin material shall meet the minimum requirements of ASTM F1216, Section 5.2, physical and structural requirements of this specification, and those which are to be utilized in the design of the CIPP for this project.
2. The resin used shall be a thermoset resin system that is compatible with the CIPP installation. The resin shall be able to cure in the presence of water and the initiation temperature for cure shall be less than 180° F.
3. Resin shall be a corrosion resistant polyester, vinyl ester, or epoxy and catalyst system that when properly cured within the tube composite meets the requirements of this specification.

2.2 MINIMUM STRUCTURAL REQUIREMENTS

A. Minimum CIPP Thickness

1. The design thickness for fully deteriorated gravity sewer shall be derived from equations X 1.3 and X 1.4 of the ASTM F1216 Specification. The CIPP design shall assume no bonding to the original pipe wall.
2. The layers of the cured CIPP shall be uniformly bonded. It shall not be possible to separate any two layers with a probe or point of a knife blade so that the layers separate cleanly or the probe or knife blade moves freely between the layers. If separation of the layers occurs during testing of field samples, new samples will be cut from the work. Any reoccurrence may cause rejection of the work.
3. The cured-in-place pipe shall provide a smooth bore interior with a coefficient factor of $n = 0.010$. Each installation shall have a design report documenting the design criteria for a fully-deteriorated or partially deteriorated pipe section, relative to the hydrostatic pressures, depth of soil cover, and type of soil.

4. The following design thickness parameters, at a minimum, shall be used in designing CIPP pipe thickness.

<i>Property</i>	<i>Minimum Value</i>
Initial Flexural Modulus of Elasticity	400,000 psi
Long-Term Flexural Modulus of Elasticity	200,000 psi
Initial Flexural Strength	4,500 psi
Long-Term Flexural Strength	2,250 psi
Creep Factor	50%
Ovality Reduction Factor	2%
Enhancement Factor	7
Safety Factor	2
Poisson's Ratio	0.30
Constrained Soil Modulus	1500 psi
Unit Weight	130 pcf
Deterioration Rating	Fully Deteriorated
Depth of Sewer	30-60 feet (see plans)
Ground Water Height	Varies (Assume at Ground Surface)
Design Life	50 years

PART 3 EXECUTION

3.1 PREPARATION

A. General

1. It shall be the responsibility of the Owner to locate and designate all manhole access points, insure that they are accessible for the work, and provide rights of access to these points. Contractor shall limit all construction equipment, material and efforts to the public Right-of-Way or existing Owner's property or easements.

2. If a street must be closed to traffic because of the orientation of the sewer, the Contractor shall institute the actions necessary upon approval by the Owner or the Local Road Agency for the mutually agreed time period.
3. All water necessary to complete work operations shall be provided from designated hydrants as detailed in the special provision, USE OF CITY WATER. Contractor shall record the amount of water used, reported in gallons each day. All associated costs shall be included in the unit costs of the applicable work.
4. The Contractor shall perform all operations in full accordance with all applicable OSHA/MIOSHA standards. It is the Contractor's responsibility to obtain all permits required and have available on-site all safety apparatuses as required.
5. The Contractor shall submit a confined space entry program, in compliance with all OSHA/MIOSHA requirements, to the Engineer prior to the start of construction.

B. Public Notification

1. The Contractor shall make every effort to maintain service usage throughout the duration of the project. In the event that a service becomes out of commission, the maximum amount of time of no service shall be 12 hours for any property served by the sewer. A public notification program shall be implemented, and shall as a minimum, require the contractor to be responsible for contacting each home or business connected to the sanitary sewer and informing them of the work to be conducted, and when the sewer will be off-line. The Contractor shall provide the following:
 - a. Written notice to be delivered to each home or business describing the work, schedule, how it affects them, and a local telephone number of the Contractor they can call to discuss the project or any problems which could arise.
 - b. Personal contact and attempted written notice the day prior to the beginning of work being conducted on the section relative to the residents affected.
 - c. Personal contact with any home or business which cannot be reconnected within the time stated in the written notice.

C. Bypass Pumping

1. If the Contractor deems it is necessary to bypass pump the flow in the sewer being rehabilitated, the Engineer and Owner must approve the bypass pumping.
2. When implemented, the pumping system will be sufficiently sized for normal to peak flow conditions.

3. If bypassing of the flow is required around the sections of pipe designated for reconstruction, the bypass should be made by plugging the line at a point upstream of the pipe to be reconstructed and pumping the flow to a downstream point or adjacent system. The pump and bypass lines should be of adequate capacity and size to handle the flow. Services within this reach will be temporarily out of service.
4. Public advisory services will be required to notify all parties whose service laterals will be out of commission and to advise against water usage until the mainline is back in service.
5. The upstream manhole shall be monitored at all times and an emergency deflate system shall be incorporated so that the plugs may be removed at any time without requiring confined space entry.
6. Interruption of Sanitary Service is not permissible during performance of this contract. Reference 01 57 24 Flow Control and Management.

D. Existing Pipe Condition

1. Contractor shall verify the length and diameter of the existing sewer, active or inactive service connections and the overall structural condition of the pipeline prior to installation of CIPP.
2. Installer shall clean and inspect the line immediately prior to lining.
3. All roots, debris, and protruding service connections will be removed prior to CIPP installation via a remotely controlled robotic cutting device.
4. All obstructed services noted in the pre-installation inspection shall be opened. Obstructed services shall consist of any service connection that is restricted by more than 50% with mineral deposits and/or roots. The Contractor shall cut and remove roots and/or mineral deposits to allow a 90% clear opening in the service connection. This work shall be accomplished with CCTV monitored remote controlled cutting devices, or other approved methods. Use of CCTV monitoring devices shall be included in this item of work. Payment for this item of work shall be at the contract unit price per each service connection that is cleared of obstructions.
5. The current condition of the pipe will be compared to the original designed condition to verify that design parameters have not changed.
 - a. Should the pre-installation inspection reveal conditions in the sewer to be substantially different than those used in the design of wall thickness, tube construction, tube length, and resin system, the installer shall be required to request appropriate changes. These change requests shall be supported with videotape recordings of existing conditions and design data.

- b. An appropriate addition or deduction in the original proposal price for the scope of work, if approved, will reflect the deviation.

3.2 INSTALLATION

A. CIPP installation shall be in full accordance with ASTM F1216, Section 7 with the following additional requirements.

1. It is the Contractor's responsibility to provide all field measurements such as length, depth, and size of each pipe segment to be lined.
2. Contractor shall obtain the Engineer's acceptance of the minimum design thickness for each sewer segment prior to installation.
3. Prior to installation the Contractor shall submit a Lining Work Plan to the Engineer for acceptance. The Lining Work Plan shall include:
 - a. An itemized list detailing installation procedures; including estimated time for each task, lateral reinstatement, Manufacturer specified minimum and maximum hydrostatic pressure, minimum cure time and any other items unique to each process.
 - b. Evidence of Installer being trained to install the Product.
 - c. Detailed procedures for repairing the product in the event of failure or future damage. These procedures should not require specialized training and/or equipment for the Owner's maintenance.
 - d. Detailed procedures for future tapping of service connections in to the product. These procedures should not require specialized training and/or equipment for the Owner's maintenance.

B. Lining Procedure

1. Resin Impregnation
 - a. Tube shall be inspected for tears and frayed sections. If in good condition, it shall be vacuum impregnated with the thermo set resin (wet-out) as per ASTM F1216, Section 7.
 - b. The resin will be introduced into the tube creating a slug of resin at the beginning of the tube. A set of calibration rollers will assist the resin slug to move throughout the tube. The volume of resin used should be sufficient to fill all voids in the tube material at nominal thickness and diameter.
 - c. Per ASTM F1216, the liner must be designed to carry resin 5% to 10% beyond its 100% saturation point to allow for resin migration into the host pipe. No barriers (plastic covers or wraps) that prevent resin

migration will be permitted as this eliminates any bonding between the liner and the host pipe.

- d. All air in the tube shall be removed by vacuum allowing the resin to thoroughly impregnate the tube.
- e. All resin shall be contained to ensure no public property or persons are exposed to the liquid resin.
- f. All other impregnation methods are unacceptable, as their reliability is questionable and inconsistent.
- g. The Installer shall designate a location where the CIPP will be vacuum-impregnated prior to installation. The Installer shall allow the Owner's representative to inspect the materials and procedures used to vacuum-impregnate the tube.

2. Liner Insertion

- a. The resin-saturated tube shall be inserted through an existing manhole or approved access point by means of an inversion process and the application of hydrostatic head sufficient to extend it to the next designated manhole or termination point.
- b. Tube installation forces or pressures shall be limited so as not to stretch the tube longitudinally by more than 5% of the original length.
- c. Before the installation begins, the tube Manufacturer shall provide the minimum pressure required to hold the tube tight against the existing conduit, and the maximum allowable pressure so as not to damage the tube. Once the installation has started, the pressure shall be maintained between the minimum and maximum pressures until the installation has been complete.

3. Liner Placement and Curing

- a. No Pull-in method shall be utilized. The unrolling action of the tube during inversion is necessary to minimize gouging and for stretching and accommodating bends encountered. Also, for non-circular sections the tube inversion will minimize folds and uneven stretching which would result in thinning of the upper portion of the CIPP.
- b. The use of lubricant during inversion is recommended to reduce friction. This lubricant should be poured into the water in the downtube or applied directly to the tube. Lubricant shall not be used in process where impermeable coating are perforated prior to tube installation. The lubricant used should be a nontoxic, oil-based product that has no detrimental effects on the tube or boiler and pump system, will not

support the growth of bacteria, and will not adversely affect the fluid to be transported.

- c. Curing shall be accomplished by utilizing hot water under hydrostatic pressure.
- d. After installation is completed, suitable heat source and water circulation equipment is required to circulate heated water throughout the pipe. The equipment should be capable of delivering hot water throughout the section to uniformly raise the water temperature above the temperature required to effect a cure of the resin. Water temperature in the line during the cure period should be as recommended by the resin Manufacturer.
- e. Temperature gauges shall be placed to determine the temperature of the incoming and outgoing water from the heat source. Another such gauge shall be placed inside the tube at the invert level at the remote end to determine the temperature at that location during the cure cycle.
- f. Initial cure will occur during temperature heat-up and is completed when exposed portions of the new pipe appear to be hard and sound and the remote temperature sensor indicates that the temperature is of a magnitude to realize an exothermic reaction or cure in the resin.
- g. After initial cure is reached, the temperature should be raised to the post-cure temperature recommended by the resin Manufacturer. The post-cure temperature should be held for a period as recommended by the resin Manufacturer, during which time the recirculation of the water and cycling of the boiler to maintain the temperature continues. The curing of the CIPP must take into account the existing pipe material, the resin system, and ground conditions (temperature, moisture level, and thermal conductivity of soil.)

4. Curing Completion

- a. Cool Down. The CIPP should be cooled to a temperature below 100° F (38° C) before relieving the hydrostatic head. Cool down may be accomplished by the introduction of cool water into the CIPP to replace water being drained from a small hole made in the downstream end.
- b. When the curing process and cool down is complete, the pressure shall be released. Care should be taken in the release of the static head so that a vacuum will not be developed that could damage the newly installed pipe.
- c. No barriers, coatings, or any material other than the cured tube/resin composite, specifically designed for desirable physical and chemical-resistant properties, shall be left in the host pipe.

- d. Any materials used in the installation other than the cured tube/resin composite are to be removed from the pipe.

5. Workmanship

- a. The finished pipe should be continuous over the entire length of an installation run and be free of dry spots, lifts, and delamination. If these conditions are present, remove and replace the CIPP in these areas. The cost for such work shall be included in the unit price for all CIPP pay items.
- b. If, following installation, it is found that any portion of the CIPP does not meet the minimum design thickness as calculated by the Owner/Engineer, the Owner/Engineer has the right to reject the entire segment. If the entire segment is rejected, the Contractor shall install a second CIPP of sufficient thickness to obtain the minimum design thickness at no cost to the owner.

C. Sealing Cured-In-Place Pipe At Manholes

- 1. Should the liner fail to make a tight seal at the manhole wall, Contractor shall apply a seal at that point. The seal shall be of a resin mixture compatible with the CIPP in accordance with ASTM F1216, Section 7.8.1. The cost of such work shall be included in the unit price for all CIPP pay items.

3.3 FINAL ACCEPTANCE

- A. A second video inspection shall be performed following installation to verify the proper cure of the material, the proper opening of service laterals, and the integrity of the seamless pipe. The installation may be inspected visually if appropriate, or by closed-circuit television if visual inspection cannot be accomplished. Prior to any post installation video of the CIPP, the line shall be flushed and made free of any debris that may obstruct the view of the entire pipe.
 - 1. Variations from true line and grade may be inherent because of the conditions of the original pipe.
 - 2. The completed liner shall be continuous between the two access points for CIPP. The liner shall be free of visual defects and damage including but not limited to holes, delamination and uncured resin.
 - 3. No infiltration of groundwater should be observed.
 - 4. All service connections should be accounted for and be unobstructed, including drop connections.
- B. Submittal of video footage and inspection reports shall be in accordance with the latest NASSCO PACP standards.

1. The Contractor shall provide the Engineer with two (2) digital copies of the entire and final televised program, including PACP database, video pipe recordings, reports, calculations, third party test results (if applicable) and rankings on two separate flash drives or portable hard drives for review and approval. Both pre- and post-construction video and reports shall be included, if performed. Each drive shall contain the entire package of information in one database. The data shall be provided within 30 working days of completion of field work. The information shall not be split into several drives. The flash drives or portable hard drives and information within it shall become the property of the Owner.
2. The Contractor shall provide the Engineer with two (2) electronic copies of the PACP CCTV inspection logs, reports (pre- and post-construction if applicable), and testing results with proper table of contents, tabs, report cover for review and approval. The electronic hard copies shall be provided within 30 working days of completion of field work. The flash drives or portable hard drives and information within it shall become the property of the Owner.
3. Engineer will review documentation and the site to determine that the scope of work is complete and the work is satisfactory.

3.4 MEASUREMENT AND PAYMENT

- A. Sanitary Sewer, CIPP, 18 Inch, Full Length (FT)
- B. Sanitary Sewer, CIPP, 24 Inch, Full Length (FT)
- C. Sanitary Sewer, CIPP, 36 Inch, Full Length (FT)

END OF SECTION



Tuesday, May 3, 2022

Stephen Downing
Macomb County Public Works
21777 Dunham Road
Clinton Township, MI 48036

Ref: Romeo Arm Interceptor Seg 5 Lining #WWS-2020-007

Sub: WCD 2 – FR-S-2 & CT-S-7 Rehabilitation

Mr. Downing,

Oscar Renda Contracting, Inc. (ORC) is pleased to forward the attached cost summary for proposed Work Change Directive 2, as requested. This includes rehabilitation, in accordance with the attached drawings & specifications, for FR-S-2, CT-S-7, the drop manhole, and the blind tap into the Romeo Arm Interceptor. The drop manhole rehabilitation consists of Geopolymer Spray-lining performed by ORC & the sewer line rehabilitation consists of Ultraviolet CIPP to be performed by Vortex. This Work Change Directive has been revised to include costs associated with burying the FR-S-2 bypass line on 4/22/2022 at the 15 Mile Rd. entrance to the Fraser Town Square Plaza.

ORC's price for furnishing all supervision, labor, material, and equipment for completion of the work outlined is \$675,008.42 (six hundred seventy-five thousand eight dollars and forty-two cents).

ORC requests a time extension of 38 calendar days (28 working days) be added to the Contract.

Your prompt written approval of this proposal is greatly appreciated. Please call or email if you require additional information.

Thank you,

Marco Bartolomei

Area Manager

Southland Holdings, LLC. | Oscar Renda Contracting, Inc.

847.877.0839 m

817.293.4263 p

817.293.5065 f

ATT: WCD 2 – FR-S-2 & CT-S-7 Rehabilitation

1100 Kubota Drive | Grapevine Texas 76051



COST CHANGE REQUEST

DATE: 05/02/22

RFP **WCD 2**

PROJECT: Romeo Arm Interceptor
 OWNER: Macomb County
 ENGINEER: FK Engineering
 CONTRACTOR: Oscar Renda Contracting, Inc.

Description: WCD 2 - FR-S-2/CT-S-7 Rehabilitation
Time Extension Request: 38 Days
Working Days: 28
 UV CIPP: 20 Working Days
 MHs: 8 Working Days
Calendar Days: 38

SUMMARY SHEET

1 MATERIAL					\$ 92,312.52
Material Cost				\$	92,312.52
Sales Tax		@	6.00%	\$	-
Material Handling Cost		@	0.00%	\$	-
Expendable Material		@	0.00%	\$	-
 2 LABOR					 \$ 86,168.80
	Manhours	717.00	@	\$49.94	\$ 35,803.53
	Area Manager	38	@	\$80.00	\$ 3,020.00
	Project Superintendent	151	@	\$65.00	\$ 9,815.00
	Project Manager	144	@	\$65.00	\$ 9,360.00
	Project Engineer	72	@	\$50.00	\$ 3,600.00
				\$	-
	Labor Cost (Field)			\$	35,803.53
	Labor Cost (Supervision)			\$	25,795.00
	Labor Burden (Field)		@	25.0%	\$ 8,950.88
	Labor Burden (Supervision)		@	55.0%	\$ 14,187.25
	Tool Replacement Cost		@	4.00%	\$ 1,432.14
 3 EQUIPMENT COSTS					 \$170,513.89
 4 SUBCONTRACTOR COST					 \$ 252,724.00
	SUBTOTAL				\$ 601,719.21
 5 BOND COST			@	1.2%	\$ 7,220.63
	SUBTOTAL				\$ 608,939.84
 6A OH / P (On ORC Cost)			@	15%	\$ 53,432.38
 6B OH / P (On ORC Cost)			@	5%	\$ 12,636.20
 CHANGE REQUEST TOTAL					 \$ 675,008.42

LABOR & MATERIAL WORKSHEET #1

DESCRIPTION	QUANT	UNIT	LABOR		LABOR		MATERIAL	
			LABOR "HOURS"	TOTAL HOURS	UNIT PRICE	TOTAL PRICE	UNIT PRICE	TOTAL PRICE
Labor - Geopolymer MH SL	8	DAY	80.000	640.00	\$ 49.46	\$ 31,651.20		
Labor - Bury Bypass	1	DAY	77.000	77.00	\$ 53.93	\$ 4,152.33		
Traffic Control Plan & Permits	1	LS					\$ 4,200.00	\$ 4,200.00
Traffic Control Equipment	1	LS					\$ 11,968.77	\$ 11,968.77
Geopolymer Spray-Lining	2325	SF					\$ 32.75	\$ 76,143.75
Bury Bypass Aggregate	1	LS					\$ 196.09	\$ 196.09
							\$ -	\$ -
							\$ -	\$ -
							\$ -	\$ -
							\$ -	\$ -
							\$ -	\$ -
							\$ -	\$ -
							\$ -	\$ -
							\$ -	\$ -
							\$ -	\$ -
							\$ -	\$ -

TOTAL LABOR HOURS			717.00					
TOTAL LABOR					\$ 35,803.53			
TOTAL MATERIAL							\$ 92,312.52	

EQUIPMENT WORKSHEET # 2

OPERATING WEIGHT	DESCRIPTION	TIME USED	UNIT	Operating Cost	Standby Cost	Total Cost
	Bypass Equipment (ORC)	20.00	DAY	3,564.54	0.00	\$71,290.80
	Bypass Equipment Rental (Mersino)	1.00	MO	11,126.00	0.00	\$11,126.00
	Bypass Plugs	1.00	MO	5,168.00	0.00	\$5,168.00
	Geopolymer Equipment	8.00	DAY	10,018.40	0.00	\$80,147.20
	Bury Bypass	1.00	DAY	2,781.89	0.00	\$2,781.89

TOTAL EQUIPMENT COST

\$170,513.89

RFP WCD 2
SUBCONTRACTS WORKSHEET # 3

SUBCONTRACTOR	QTY	UNIT	UNIT PRICE	TOTAL
CIPP Liner	1	LS	\$ 252,724.00	\$252,724.00
SUBCONTRACTOR TOTAL				\$ 252,724.00

Macomb County &
Oscar Renda Contracting

PROJECT RAI Segement 5 - Lining WORK CHANGE DIRECTIVE 2

CONTRACTOR Oscar Renda Contracting DATE

TIME & MATERIAL DAILY LOG

Activity Description: Bypass of FR-S-2 & CT-S-7

MATERIALS USED	Quantity	UNIT COST	TOTAL
			\$ -
			\$ -
			\$ -
			\$ -
			\$ -
			\$ -
Material Total=			\$ -

EQUIPMENT USED	HRS REG	HRS STAND BY	RATE REG	RATE STAND BY	TOTAL
Excavator 3.05E+04 - CEX5139	0	0	\$ 39.76	\$ -	\$ -
Komatsu PC88MR-10 - CEX5141	4	4	\$ 74.63	\$ -	\$ 298.52
Mayco LS-50 Grout Pump - CGP5060	0	0	\$ 42.23	\$ -	\$ -
Skid Steer John Deere 331G - CTL5196	0	0	\$ 57.02	\$ -	\$ -
Diesel Blower ORC C1.1 - EDB2102	0	0	\$ 2.50	\$ -	\$ -
Fuel/ Grease Skid ORC 500 GAL	0	0	\$ 2.05	\$ -	\$ -
Godwin 6" Hydraulic Pump	10	0	\$ 86.96	\$ -	\$ 869.60
Godwin 6" Hydraulic Pump	10	0	\$ 86.96	\$ -	\$ 869.60
Barco Hydrolic Pump F4L-914	10	0	\$ 10.25	\$ -	\$ 102.50
D&D Machine Hydrolic Pump 400D/4S-HH	0	0	\$ 10.25	\$ -	\$ -
Generator Doosan G-190 - MGS1045	0	0	\$ 57.54	\$ -	\$ -
Generator Wacker G25 - MGS2941	10	0	\$ 14.90	\$ -	\$ 149.00
Generator Atlas QAS70 T4F EB - MGS2942	0	0	\$ 30.90	\$ -	\$ -
Generator Hi Power HRJW460T6 - MGS5674	0	0	\$ 153.03	\$ -	\$ -
Air Compressor Ingresol 185C - PAC1025	0	0	\$ 16.59	\$ -	\$ -
Air Compressor Sullivan 375HDPQ-JD - PAC2256	0	0	\$ 26.83	\$ -	\$ -
Light Plant Magnum MT3060K - PLP5140	10	0	\$ 7.96	\$ -	\$ 79.60
Light Plant Magnum MT3060K - PLP5137	10	0	\$ 7.96	\$ -	\$ 79.60
Terex Crane RT780 - RTC2927	0	0	\$ 236.85	\$ -	\$ -
Loader John Deere 744L - RTL5132	4	4	\$ 98.79	\$ -	\$ 395.16
Broom Broce KR350 - SPB2922	0	0	\$ 43.75	\$ -	\$ -
Skid Steer Bobcat S70 - SSL1018	0	0	\$ 27.35	\$ -	\$ -
Utility Truck Chevrolet 2500 - UBT5090	4	4	\$ 24.48	\$ -	\$ 97.92
Utility Trailer - UTR2812	4	4	\$ 9.39	\$ -	\$ 37.56
Water Trailer - WTR5006	0	0	\$ 25.85	\$ -	\$ -
Utility Truck Ford F-250 CB	4	4	\$ 22.62	\$ -	\$ 90.48
Quadex Lining System	0	0	\$ 198.00	\$ -	\$ -
Welder Miller 302 Legend - EDW1355	0	0	\$ 6.77	\$ -	\$ -
Pressure Washer Trailer	0	0	\$ 25.85	\$ -	\$ -
2" Trash Pump	0	0	\$ 7.02	\$ -	\$ -
Air Compressor 185 (UR)	10	0	\$ 49.50	\$ -	\$ 495.00
Spin Master	10	0	\$ 179.00	\$ -	\$ 1,790.00
Equipment Total=					\$ 3,564.54

PERSONS	CRAFTS EMPLOYED	HRS REG	HRS OT	RATE REG	RATE OT	FRINGE	TOTAL
1	E. Gutierrez, Crane Operator	0	0	\$ 34.63	\$ 51.95	\$ 24.35	\$ -
2	B.Bossart, Eq. Operator	0	0	\$ 34.63	\$ 51.95	\$ 24.35	\$ -
3	O. Aleman, Eq. Operator	0	0	\$ 34.63	\$ 51.95	\$ 25.35	\$ -
4	J.Perez, Laborer	0	0	\$ 22.42	\$ 33.63	\$ 16.80	\$ -
5	J.Munoz, Laborer	0	0	\$ 22.42	\$ 33.63	\$ 16.80	\$ -
6	M.Lozano, Laborer	0	0	\$ 22.42	\$ 33.63	\$ 16.80	\$ -
7	R. Flores, Laborer	0	0	\$ 22.42	\$ 33.63	\$ 16.80	\$ -
8	I. Fields, Laborer	0	0	\$ 22.42	\$ 33.63	\$ 16.80	\$ -
9	M. Clark, Bypass Watch	8	2	\$ 34.63	\$ 51.95	\$ 24.35	\$ 624.43
10	A. Marshall, Bypass Watch	8	2	\$ 22.42	\$ 33.63	\$ 16.80	\$ 414.62
11	S. Schouest, Crane Operator	0	0	\$ 34.63	\$ 51.95	\$ 18.80	\$ -
12	S. Lozano, Carpenter	0	0	\$ 32.70	\$ 49.05	\$ 28.94	\$ -
13	M. Luna, Carpenter	0	0	\$ 32.70	\$ 49.05	\$ 28.94	\$ -
14	S. Trevino, Carpenter	0	0	\$ 32.70	\$ 49.05	\$ 28.94	\$ -
15	M. Mirando, Carpenter	0	0	\$ 32.70	\$ 49.05	\$ 28.94	\$ -
				\$ -	\$ -		\$ -
Labor Total=							\$ 1,039.05

DAILY TOTAL COST \$ 4,603.59

We jointly certify that the above work was performed, and the quantities are correct as listed.

**Macomb County &
Oscar Renda Contracting**

PROJECT RAI Segement 5 - Lining WORK CHANGE DIRECTIVE 2

CONTRACTOR Oscar Renda Contracting DATE _____

TIME & MATERIAL DAILY LOG								
Activity Description: CT-S-7 MHs & Drop Manhole Geopolymer Spray Lining								
MATERIALS USED			Quantity	UNIT COST	TOTAL			
						\$	-	
Material Total=							\$	-
EQUIPMENT USED	HRS REG	HRS STAND BY	RATE REG	RATE STAND BY	TOTAL			
Excavator 3.05E+04 - CEX5139	0	0	\$ 39.76	\$ 11.62	\$	-	-	
Komatsu PC88MR-10 - CEX5141	10	0	\$ 74.63	\$ 22.35	\$	746.30	-	
Mayco LS-50 Grout Pump - CGP5060	0	0	\$ 42.23	\$ 9.07	\$	-	-	
Skid Steer John Deere 331G - CTL5196	10	0	\$ 57.02	\$ 17.02	\$	570.20	-	
Diesel Blower ORC C1.1 - EDB2102	10	0	\$ 2.50	\$ 1.85	\$	25.00	-	
Fuel/ Grease Skid ORC 500 GAL	0	0	\$ 2.05	\$ 1.50	\$	-	-	
Godwin 6" Hydraulic Pump	0	0	\$ 86.96	\$ -	\$	-	-	
Godwin 6" Hydraulic Pump	0	0	\$ 86.96	\$ -	\$	-	-	
Barco Hydraulic Pump F4L-914	0	0	\$ 10.25	\$ 7.65	\$	-	-	
D&D Machine Hydraulic Pump 400D/4S-HH	0	0	\$ 10.25	\$ 7.65	\$	-	-	
Generator Doosan G-190 - MGS1045	0	0	\$ 57.54	\$ 10.11	\$	-	-	
Generator Wacker G25 - MGS2941	0	0	\$ 14.90	\$ 1.96	\$	-	-	
Generator Atlas QAS70 T4F EB - MGS2942	10	0	\$ 30.90	\$ 4.41	\$	309.00	-	
Generator Hi Power HRJW460T6 - MGS5674	0	0	\$ 153.03	\$ 13.41	\$	-	-	
Air Compressor Ingresol 185C - PAC1025	0	0	\$ 16.59	\$ 3.06	\$	-	-	
Air Compressor Sullivan 375HDPQ-JD - PAC2256	10	0	\$ 26.83	\$ 4.78	\$	268.30	-	
Light Plant Magnum MT3060K - PLP5140	0	0	\$ 7.96	\$ 2.02	\$	-	-	
Light Plant Magnum MT3060K - PLP5137	10	0	\$ 7.96	\$ 2.02	\$	79.60	-	
Terex Crane RT780 - RTC2927	10	0	\$ 236.85	\$ 63.10	\$	2,368.50	-	
Loader John Deere 744L - RTL5132	10	0	\$ 98.79	\$ 26.15	\$	987.90	-	
Broom Broce KR350 - SPB2922	0	0	\$ 43.75	\$ 10.04	\$	-	-	
Skid Steer Bobcat S70 - SSL1018	0	0	\$ 27.35	\$ 8.34	\$	-	-	
Utility Truck Chevrolet 2500 - UBT5090	10	0	\$ 24.48	\$ 3.67	\$	244.80	-	
Utility Trailer - UTR2812	10	0	\$ 9.39	\$ 2.43	\$	93.90	-	
Water Trailer - WTR5006	0	0	\$ 25.85	\$ 6.82	\$	-	-	
Utility Truck Ford F-250 CB	10	0	\$ 22.62	\$ 3.19	\$	226.20	-	
Quadex Lining System	10	0	\$ 198.00	\$ 103.55	\$	1,980.00	-	
Welder Miller 302 Legend - EDW1355	0	0	\$ 6.77	\$ 1.05	\$	-	-	
Pressure Washer Trailer	10	0	\$ 25.85	\$ 6.82	\$	258.50	-	
2" Trash Pump	10	0	\$ 7.02	\$ 0.94	\$	70.20	-	
Air Compressor 185 (UR)	0	0	\$ 49.50	\$ -	\$	-	-	
Spin Master	10	0	\$ 179.00	\$ -	\$	1,790.00	-	
Equipment Total=							\$	10,018.40
PERSONS	CRAFTS EMPLOYED	HRS REG	HRS OT	RATE REG	RATE OT	RATE FRINGE	TOTAL	
1	E. Gutierrez, Crane Operator	8	2	\$ 34.63	\$ 51.95	\$ 24.35	\$ 624.43	
2	B.Bossart, Eq. Operator	8	2	\$ 34.63	\$ 51.95	\$ 24.35	\$ 624.43	
3	O. Aleman, Eq. Operator	8	2	\$ 34.63	\$ 51.95	\$ 25.35	\$ 634.43	
4	J.Perez, Laborer	8	2	\$ 22.42	\$ 33.63	\$ 16.80	\$ 414.62	
5	J.Munoz, Laborer	8	2	\$ 22.42	\$ 33.63	\$ 16.80	\$ 414.62	
6	M.Lozano, Laborer	8	2	\$ 22.42	\$ 33.63	\$ 16.80	\$ 414.62	
7	R. Flores, Laborer	8	2	\$ 22.42	\$ 33.63	\$ 16.80	\$ 414.62	
8	I. Fields, Laborer	8	2	\$ 22.42	\$ 33.63	\$ 16.80	\$ 414.62	
9	M. Clark, Bypass Watch	0	0	\$ 34.63	\$ 51.95	\$ 24.35	\$ -	
10	A. Marshall, Bypass Watch	0	0	\$ 22.42	\$ 33.63	\$ 16.80	\$ -	
11	S. Schouest, Crane Operator	0	0	\$ 34.63	\$ 51.95	\$ 18.80	\$ -	
12	S. Lozano, Carpenter	0	0	\$ 32.70	\$ 49.05	\$ 28.94	\$ -	
13	M. Luna, Carpenter	0	0	\$ 32.70	\$ 49.05	\$ 28.94	\$ -	
14	S. Trevino, Carpenter	0	0	\$ 32.70	\$ 49.05	\$ 28.94	\$ -	
15	M. Miranda, Carpenter	0	0	\$ 32.70	\$ 49.05	\$ 28.94	\$ -	
Labor Total=							\$	3,956.39

Macomb County &
Oscar Renda Contracting

PROJECT RAI Segement 5 - Lining WORK CHANGE DIRECTIVE 2

CONTRACTOR Oscar Renda Contracting DATE 4/22/2022

TIME & MATERIAL DAILY LOG

Activity Description: Bury FR-S-2 Bypass Line to open Fraser Town Square Plaza's entrance on 15 Mile Rd.

MATERIALS USED	Quantity	UNIT COST	TOTAL
Sand - 4 Tons	4.0	\$ 18.76	\$ 75.04
21AA Stone - 5 Tons	5.0	\$ 24.21	\$ 121.05
			\$ -
Material Total=			\$ 196.09

EQUIPMENT USED	HRS REG	HRS STAND BY	RATE REG	RATE STAND BY	TOTAL
Excavator 3.05E+04 - CEX5139	7	0	\$ 59.86	\$ 20.89	\$ 419.02
Komatsu PC88MR-10 - CEX5141	7	0	\$ 74.63	\$ 22.35	\$ 522.41
Skid Steer John Deere 331G - CTL5196	0	0	\$ 57.02	\$ 17.02	\$ -
Welder Miller 302 Legend - EDW1355	0	0	\$ 6.77	\$ 1.05	\$ -
Diesel Blower ORC C1.1 - EDB2102	0	0	\$ 2.50	\$ 1.85	\$ -
Fuel/ Grease Skid ORC 500 GAL	0	0	\$ 2.05	\$ 1.50	\$ -
Godwin 6" Hydraulic Pump	0	0	\$ 86.96	\$ -	\$ -
Godwin 6" Hydraulic Pump	0	0	\$ 86.96	\$ -	\$ -
Barco Hydrolic Pump F4L-914	0	0	\$ 10.25	\$ 7.65	\$ -
D&D Machine Hydrolic Pump 400D/4S-HH	0	0	\$ 10.25	\$ 7.65	\$ -
Generator Doosan G-190 - MGS1045	0	0	\$ 57.54	\$ 10.11	\$ -
Generator Wacker G25 - MGS2941	0	0	\$ 14.90	\$ 1.96	\$ -
Generator Atlas QAS70 T4F EB - MGS2942	0	0	\$ 30.90	\$ 4.41	\$ -
Generator Hi Power HRJW460T6 - MGS5674	0	0	\$ 153.03	\$ 13.41	\$ -
Air Compressor Ingresol 185C - PAC1025	0	0	\$ 16.59	\$ 3.06	\$ -
Air Compressor Sullivan 375HDPQ-JD - PAC2256	0	0	\$ 26.83	\$ 4.78	\$ -
Light Plant Magnum MT3060K - PLP5140	0	0	\$ 7.96	\$ 2.02	\$ -
Light Plant Magnum MT3060K - PLP5137	0	0	\$ 7.96	\$ 2.02	\$ -
Terex Crane RT780 - RTC2927	0	0	\$ 236.85	\$ 63.10	\$ -
Loader John Deere 744L - RTL5132	7	0	\$ 98.79	\$ 26.15	\$ 691.53
Broom Broce KR350 - SPB2922	3	0	\$ 43.75	\$ 10.04	\$ 131.25
Skid Steer CAT 232D3	7	0	\$ 55.86	\$ 10.22	\$ 391.02
Skid Steer Bobcat S70 - SSL1018	0	0	\$ 27.35	\$ 8.34	\$ -
Utility Truck Chevrolet 2500 - UBT5090	7	0	\$ 24.48	\$ 3.67	\$ 171.36
Utility Trailer - UTR2812	2	0	\$ 9.39	\$ 2.43	\$ 18.78
Utility Truck - PUT2045	7	0	\$ 39.74	\$ 4.92	\$ 278.18
Water Trailer - WTR5006	0	0	\$ 25.85	\$ 6.82	\$ -
Utility Truck Ford F-150 CB	7	0	\$ 22.62	\$ 3.19	\$ 158.34
Quadex Lining System	0	0	\$ 198.00	\$ 103.55	\$ -
Pressure Washer Trailer	0	0	\$ 25.85	\$ 6.82	\$ -
2" Trash Pump	0	0	\$ 7.02	\$ 0.94	\$ -
Air Compressor 185 (UR)	0	0	\$ 49.50	\$ -	\$ -
Spin Master	0	0	\$ 179.00	\$ -	\$ -
Equipment Total=					\$ 2,781.89

PERSONS	CRAFTS EMPLOYED	HRS REG	HRS OT	RATE REG	RATE OT	RATE FRINGE	TOTAL	
1	E. Gutierrez, Crane Operator	0	7	\$ 34.63	\$ 51.95	\$ 24.35	\$ 534.07	
2	B.Bossart, Eq. Operator	2	5	\$ 34.63	\$ 51.95	\$ 24.35	\$ 499.44	
3	O. Aleman, Eq. Operator	1	6	\$ 34.63	\$ 51.95	\$ 25.35	\$ 523.75	
4	J.Perez, Laborer	0	7	\$ 22.42	\$ 33.63	\$ 16.80	\$ 353.01	
5	J.Munoz, Laborer	0	7	\$ 22.42	\$ 33.63	\$ 16.80	\$ 353.01	
6	M.Lozano, Laborer	0	7	\$ 22.42	\$ 33.63	\$ 16.80	\$ 353.01	
7	R. Flores, Laborer	0	7	\$ 22.42	\$ 33.63	\$ 16.80	\$ 353.01	
8	I. Fields, Laborer	2	5	\$ 22.42	\$ 33.63	\$ 16.80	\$ 330.59	
9	M. Clark, Bypass Watch	2	5	\$ 34.63	\$ 51.95	\$ 24.35	\$ 499.44	
10	A. Marshall, Bypass Watch	0	7	\$ 22.42	\$ 33.63	\$ 16.80	\$ 353.01	
11	S. Schouest, Crane Operator	0	0	\$ 34.63	\$ 51.95	\$ 18.80	\$ -	
12	S. Lozano, Carpenter	0	0	\$ 32.70	\$ 49.05	\$ 28.94	\$ -	
13	M. Luna, Carpenter	0	0	\$ 32.70	\$ 49.05	\$ 28.94	\$ -	
14	S. Trevino, Carpenter	0	0	\$ 32.70	\$ 49.05	\$ 28.94	\$ -	
15	M. Mirando, Carpenter	0	0	\$ 32.70	\$ 49.05	\$ 28.94	\$ -	
Labor Total=								\$ 4,152.33

TOTAL COST \$ 7,130.31

We jointly certify that the above work was performed, and the quantities are correct as listed.

From: Chris Bennett
Sent: Saturday, April 23, 2022 11:00 AM
To: Cesar Garcia
Cc: Marco Bartolomei
Subject: T&M Bury FRS2 Bypass

Importance: High

Cesar,

See below T&M for burying the FRS-2 Bypass line to open Fraser Town Square Plaza's entrance on 15 Mile Rd. Work was performed on 4/22/2022 from 12:00PM – 7:00PM.

Crew:

- Supervision = Chris Bennett
- Forman = Eloy Gutierrez
- Operators = Braden, Mike, Omar
- Laborers = Mauricio, Raul, Jose, Andrew, Isaiah, Jesus
- 7 hours per man = 77hrs total

Equipment:

- PC88 = 7hrs
- 305 Mini = 7hrs
- JD744 = 7hrs
- 232D3 CAT Skid steer = 5hrs
- 22' Tilt Deck Bumper Pull Trailer = 2hrs
- TOKU/TMB-4B Hydraulic Hammer = 4hrs
- Broce Broom Sweeper = 3hrs
- Vehicles = (Supervisor) Ford F150, (PUT2045) Dodge Ram 1500, (UBT5090) Chevy 2500 = 7hrs/ea
- Small tools = TS420 Stihl Demo Saw / 14" Diamond Blade, Shovels, Brooms, etc = 7hrs

Materials:

- Semi Load of Type II sand (27.72 Tons was delivered from Levy, ticket # 14066056) Total sand used for backfilling, approximately 4 tons.
- Approximately 5 tons of 21AA was used to top off trench, this material was on hand.

Haul Off:

- Concrete driveway / sidewalk.
- Sidewalk Panels (15) 5'x6'x4" was hauled off. 5.55yds or 22,477.50lbs
- Concrete Driveway (30.5'x5'x7") was hauled off. 3.29yds or 13,324.50lbs
- ^Estimated by taking weight of 1 cubic yard of concrete = 4,050lbs

Onsite Inspectors

- Leah Meek
- Nick Bassett

Future Work

- Excavate / Remove Bypass line
- Haul off spoils, additional asphalt, and concrete to haul off later
- Saw cut and remove pre-existing damaged asphalt and replace with concrete
- Remove / replace damaged curb
- Replace trench per backfill detail + compact
- Flat work, replacing sidewalk, driveway, and ADA ramps
- Site grading
- Seed / erosion mats









CHRIS BENNETT

Superintendent

Southland Contracting, Inc. | American Bridge | Oscar Renda Contracting, Inc
Johnson Bros. Corporation | Mole Constructors | Heritage Materials



817.422.3030 m | 817-491-2703 p

12620 15 Mile Rd Sterling Heights, Michigan 48312

INVOICE

The Levy Group of Companies

CUSTOMER NUMBER 45834	CUSTOMER PO NUMBER	INVOICE NUMBER 2687613	DATE 04 12 22	PAGE 1 of 1
BILL TO Attn: Accounts Payable Oscar Renda Contracting Inc 1100 Kubota Dr Grapevine TX 76051		REMIT TO Account Receivables Edw. C. Levy Co. 26268 NETWORK PLACE CHICAGO, ILLINOIS 60673-1262 313 843-7200		
PAYMENT TERMS NET 30 PROX	PROJECT NAME DEL 12620 15 Mile Rd. Sterling Heights	PROJECT/JOB NUMBER 16030	RAILROAD CAR #	

Description of Item or Service	Deliver To	Ticket Number	Delivery Date	Truck Number	PLT	3 rd Party Ticket	YDS	Units Sold	UOM	Unit Price	Tax	Amount Due
21AA LS	12620 15 Mile Road	21673547	04 12 22	TR197	907			53.61		12.40	0.00	664.76
FUEL SURCHARGE	12620 15 Mile Road	21673547	04 12 22	TR197	907			53.61		1.12245	0.00	60.17
TRUCKING PER TON	12620 15 Mile Road	21673547	04 12 22	TR197	907			53.61		10.69	0.00	573.09
21AA LS	12620 15 Mile Road	21673966	04 12 22	TR197	907			56.08		12.40	0.00	695.39
FUEL SURCHARGE	12620 15 Mile Road	21673966	04 12 22	TR197	907			56.08		1.12245	0.00	62.95
TRUCKING PER TON	12620 15 Mile Road	21673966	04 12 22	TR197	907			56.08		10.69	0.00	599.50
21AA LS	12620 15 Mile Road	21674322	04 13 22	TR198	907			50.38		12.40	0.00	624.71
FUEL SURCHARGE	12620 15 Mile Road	21674322	04 13 22	TR198	907			50.38		1.12245	0.00	56.55
TRUCKING PER TON	12620 15 Mile Road	21674322	04 13 22	TR198	907			50.38		10.69	0.00	538.56
21AA LS	12620 15 Mile Road	21675107	04 13 22	TR198	907			50.43		12.40	0.00	625.33
FUEL SURCHARGE	12620 15 Mile Road	21675107	04 13 22	TR198	907			50.43		1.12245	0.00	56.61
TRUCKING PER TON	12620 15 Mile Road	21675107	04 13 22	TR198	907			50.43		10.69	0.00	539.10
Item Subtotal: 21AA LS								210.50				5,096.72

	210.50		0.00	
"Thank You For Your Business"		TOTAL AMOUNT DUE: \$5,096.72		
"We are an equal opportunity employer"				
<i>A service finance charge, 1.5% per month (18% per annum), will be charged starting the first day of the calendar month following the month of delivery on all balances which became delinquent.</i>				<i>End of Invoice</i>
PLANT CODES: 001-Levy Plant 1, 002-Levy Plant 2, 003-Levy Plant 3, 005-Levy Plant 6, 008-Marblehead, 031-AA Buno, 032-AA Highland, 033-AA Imlay City, 034-AA Oxford, 035-AA Ray Road, 036-AA Romeo, 040-New Hudson, 043-Holly, 044-Burr Ray Road, 045-Burr Groveland, 046-Hartland, 047-Burr Springfield, 906-Concrete Mix, 907-Newport				

INVOICE

The Levy Group of Companies

CUSTOMER NUMBER 45834	CUSTOMER PO NUMBER	INVOICE NUMBER 2689624	DATE 04 22 22	PAGE 1 of 1
BILL TO Attn: Accounts Payable Oscar Renda Contracting Inc 1100 Kubota Dr Grapevine TX 76051		REMIT TO Account Receivables Edw. C. Levy Co. 26268 NETWORK PLACE CHICAGO, ILLINOIS 60673-1262 313 843-7200		
PAYMENT TERMS NET 30 PROX	PROJECT NAME SEMI Buno DEL 12620 15 Mile Rd. Sterling Heights	PROJECT/JOB NUMBER 23266	RAILROAD CAR #	

Description of Item or Service	Deliver To	Ticket Number	Delivery Date	Truck Number	PLT	3 rd Party Ticket	YDS	Units Sold	UOM	Unit Price	Tax	Amount Due
CLASS II GR	12620 15 Mile Rd	14066056	04 22 22	186-24	031			27.72		5.35	0.00	148.30
FUEL SURCHARGE	12620 15 Mile Rd	14066056	04 22 22	186-24	031			27.72		1.2757 5	0.00	35.36
TRUCKING PER TON	12620 15 Mile Rd	14066056	04 22 22	186-24	031			27.72		12.15	0.00	336.80
Item Subtotal: CLASS II GR								27.72				520.46

	27.72		0.00
"Thank You For Your Business"		TOTAL AMOUNT DUE: \$520.46	
"We are an equal opportunity employer"			
<i>A service finance charge, 1.5% per month (18% per annum), will be charged starting the first day of the calendar month following the month of delivery on all balances which became delinquent.</i>			<i>End of Invoice</i>
<small>PLANT CODES: 001-Levy Plant 1, 002-Levy Plant 2, 003-Levy Plant 3, 005-Levy Plant 6, 008-Marblehead, 031-AA Buno, 032-AA Highland, 033-AA Imlay City, 034-AA Oxford, 035-AA Ray Road, 036-AA Romeo, 040-New Hudson, 043-Holly, 044-Burr Ray Road, 045-Burr Groveland, 046-Hartland, 047-Burr Springfield, 048-Burr Springfield, 049-Burr Springfield, 050-Burr Springfield, 051-Burr Springfield, 052-Burr Springfield, 053-Burr Springfield, 054-Burr Springfield, 055-Burr Springfield, 056-Burr Springfield, 057-Burr Springfield, 058-Burr Springfield, 059-Burr Springfield, 060-Burr Springfield, 061-Burr Springfield, 062-Burr Springfield, 063-Burr Springfield, 064-Burr Springfield, 065-Burr Springfield, 066-Burr Springfield, 067-Burr Springfield, 068-Burr Springfield, 069-Burr Springfield, 070-Burr Springfield, 071-Burr Springfield, 072-Burr Springfield, 073-Burr Springfield, 074-Burr Springfield, 075-Burr Springfield, 076-Burr Springfield, 077-Burr Springfield, 078-Burr Springfield, 079-Burr Springfield, 080-Burr Springfield, 081-Burr Springfield, 082-Burr Springfield, 083-Burr Springfield, 084-Burr Springfield, 085-Burr Springfield, 086-Burr Springfield, 087-Burr Springfield, 088-Burr Springfield, 089-Burr Springfield, 090-Burr Springfield, 091-Burr Springfield, 092-Burr Springfield, 093-Burr Springfield, 094-Burr Springfield, 095-Burr Springfield, 096-Concrete Mix, 097-Newport</small>			

Quotation

Bill-To-Party : 111932	Information	
OSCAR RENDA CONTRACTING 608 HENRIETTA CREEK ROAD ROANOKE TX 76262	Quotation Number	21035398
	Quotation Created Date	03/10/2022
	Customer Number	111932
Ship-To-Party : 5435119	Inside Salesman	Andrew Fritch
ROMEO ARM INTERC SEG 5 LINING 12620 15 MILE RD STERLING HEIGHTS MI 48312	Outside Salesman	Kelsey Bennett
		QUOTE VALID FOR 5 DAY/S Expires 03/15/2022

Notes from the Customer:
12-16 DAYS TO MAKE; PLUS TRANSIT TIME After Receival of Order

Item	Material	Quantity	Price Per	Unit	Amount
*10	TRAFFIC CONTROL 48" x 48" x .080" AL OR ROAD WORK AHEAD AL-48080-HIO ROAD WORK AHEAD	3 EA	185.00 \$	1 EA	555.00
*20	TRAFFIC CONTROL 24" x 12" x .080 AL WH R9-11 R Arrow AL-2412080-HIW SIDEWALK CLOSED AHEAD (RIGHT ARROW) CROSS HERE	2 EA	47.79 \$	1 EA	95.58
*30	TRAFFIC CONTROL 24" x 12" x .080 AL WH R9-11 L Arrow AL-2412080-HIW SIDEWALK CLOSED AHEAD (LEFT ARROW) CROSS HERE (R9-11)	2 EA	47.79 \$	1 EA	95.58
*40	TRAFFIC CONTROL 30" x 24" x .080 AL OR M4-9B (L) AL-3024080-HIO-M4-9B(L) PEDESTRIAN DETOUR (LEFT) (M4-9B)	1 EA	69.34 \$	1 EA	69.34
*50	TRAFFIC CONTROL 24x30x080 HI White R4-7A AL-2430-HIW-R4-7 Keep Right Symbol R4-7A	1 EA	59.31 \$	1 EA	59.31

Quotation

Item	Material	Quantity	Price Per	Unit	Amount
*60	TRAFFIC CONTROL 30" x 30" x .080 AL OR W1-4R REVERSE CURVE (W1-4R)	1 EA	77.63 \$	1 EA	77.63
*70	TRAFFIC CONTROL 12 x 18 x .080 AL OR W6-4 TWO WAY TRAFFIC ARROWS TWO WAY TRAFFIC (W6-4)	3 EA	42.15 \$	1 EA	126.45
*80	TRAFFIC CONTROL 48" x 30" x .080 AL WH R11-2 AL-4830-HIW-R11-2 ROAD CLOSED (R11-2)	1 EA	99.09 \$	1 EA	99.09
*90	TRAFFIC CONTROL 36" x 48" x.080 AL WH R3-5R RIGHT ONLY RIGHT ONLY (R3-5R) THIS SIZE IS FOR 40 MPH OR MORE	1 EA	134.28 \$	1 EA	134.28
*100	TRAFFIC CONTROL 36" x 48" x.080 AL WH R3-5R RIGHT ONLY RIGHT ONLY (R3-5R) THIS SIZE IS FOR 35 MPH OR LESS	1 EA	91.07 \$	1 EA	91.07
Items total:					1,403.33
*Sales Tax:					84.20
Sales Coupon:					0.00
Total Amount:					\$ 1,487.53

Signature _____ Date _____

Quotation

Bill-To-Party : 111932	Information	
OSCAR RENDA CONTRACTING 608 HENRIETTA CREEK ROAD ROANOKE TX 76262	Quotation Number	21022614
	Quotation Created Date	02/11/2022
	Customer Number	111932
Ship-To-Party : 5435119	Inside Salesman	Andrew Fritch
ROMEO ARM INTERC SEG 5 LINING 12620 15 MILE RD STERLING HEIGHTS MI 48312	Outside Salesman	Kelsey Bennett
		QUOTE VALID FOR 5 DAY/S Expires 02/16/2022

Notes from the Customer:

Item	Material	Quantity	Price Per	Unit	Amount
*10	TRAFFIC CONTROL 03-780-4EG Channelizer Barrel 10 DAYS TO SHIP, PLUS TRANSIT	100 EA	34.99 \$	1 EA	3,499.00
*20	TRAFFIC CONTROL 03-750-TRG Barrel Base 10 DAYS TO SHIP, PLUS TRANSIT	100 EA	6.99 \$	1 EA	699.00
Items total:					4,198.00
*Sales Tax:					251.88
Sales Coupon:					0.00
Total Amount:					\$ 4,449.88

Signature _____ Date _____



CONSTRUCTION SUPPLY CO.
4500 5th Avenue South, Building A
Birmingham, AL 35222

Bill To: 111932

Invoice

DOCUMENT #	DOCUMENT DATE
9503242008	02/08/2022
ACCOUNT #	DUE DATE
111932	03/10/2022
PAYMENT TERMS	
Net 30	
PURCHASE ORDER #	
TOTAL AMOUNT IN USD	
4,635.07	

OSCAR RENDA CONTRACTING
608 HENRIETTA CREEK ROAD
ROANOKE, TX 76262

To view and pay your bills online go to:
<https://ramtool.billtrust.com>

Enrollment Token: VRR VLV FRR

BRANCH LOCATION	SHIP TO: 5435119	DELIVERY METHOD
MI01 - DETROIT 50732, Sabrina Drive SHELBY TOWNSHIP, MI 48315	ROMEO ARM INTERC SEG 5 LINING 12620 15 MILE RD STERLING HEIGHTS, MI 48312	Truck Delivery

PLEASE REMIT PAYMENT ONLY TO:
Ram Tool Construction Supply Co P O Box 743487 Atlanta, GA 30374-3487

ITEM	MATERIAL/DESCRIPTION	SALES ORDER/ LINE	QTY	UNIT PRICE	EXTENDED PRICE	TAX AMT
180	FASTENERS 5/16-18x3" HHC Gr5 Zinc	7687444 / 180	100 EA	0.40000	40.00	2.45
190	FASTENERS 5/16-18 Finished Nut Gr2 Zinc	7687444 / 190	100 EA	0.18000	18.00	1.10
200	FASTENERS 5/16 USS Flat Washer Zinc	7687444 / 200	400 EA	0.10000	40.00	2.45
201	TRAFFIC CONTROL 48x48x080 AL OR HIP RWA W20-1	7687444 / 10	12 EA	169.85000	2,038.20	124.87
202	TRAFFIC CONTROL 48x48x080 AL OR HIP W1-4L	7687444 / 20	1 EA	169.85000	169.85	10.41
203	TRAFFIC CONTROL 48x48x080 AL OR HIP W1-4R	7687444 / 30	1 EA	169.85000	169.85	10.41
204	TRAFFIC CONTROL 48x48x080 AL OR HIP W4-2R	7687444 / 40	1 EA	169.85000	169.85	10.41
205	TRAFFIC CONTROL 48x48x080 AL OR HIP W20-5R	7687444 / 50	1 EA	169.85000	169.85	10.41
206	TRAFFIC CONTROL 36x30x080 AL WH HIP R3-5R	7687444 / 60	2 EA	87.54000	175.08	10.73
207	TRAFFIC CONTROL 48x30x080 AL WH HIP WZB R5-18c	7687444 / 70	2 EA	169.85000	339.70	20.81
208	TRAFFIC CONTROL 24x30x080 AL HI WH R2-1(45)	7687444 / 80	2 EA	60.11000	120.22	7.37
209	TRAFFIC CONTROL 24x080 AL WH HIP R9-3	7687444 / 90	2 EA	50.47000	100.94	6.18
210	TRAFFIC CONTROL 30x080 AL WH HIP R3-1	7687444 / 100	2 EA	75.49000	150.98	9.25

Invoice

DOCUMENT #	DOCUMENT DATE
9503242008	02/08/2022

ITEM	MATERIAL/DESCRIPTION	SALES ORDER/ LINE	QTY	UNIT PRICE	EXTENDED PRICE	TAX AMT
211	TRAFFIC CONTROL 30x30x080 AL WH HIP R3-2	7687444 / 110	2 EA	75.49000	150.98	9.25
212	TRAFFIC CONTROL 24x30x080 AL WH HIP R4-7a	7687444 / 120	2 EA	60.11000	120.22	7.37
213	TRAFFIC CONTROL 30x24x080 AL OR HIP M4-9b R	7687444 / 130	3 EA	51.44000	154.32	9.45
214	TRAFFIC CONTROL 30x24x080 AL OR HIP M4-9b L	7687444 / 140	3 EA	51.44000	154.32	9.45

For general inquiries: arcustomerrequest@ramtool.com
 (205) 599-7061/(800) 890-1988

For lien waivers: lienwaiver@ramtool.com

Your AR account rep:
 Barbara STEVENS
 Barbara.Stevens@ramtool.com
 (205)714-3399

Subtotal	4,282.36
Freight	90.34
Subtotal Before Tax	4,372.70
Tax (0.00%)	262.37
Total Amount in \$	4,635.07

SAVE TIME AND MONEY WITH OUR NEW PORTAL!



Choose from two easy ways to receive your invoices: email, or our secure online site, eInvoice Connect. With email delivery, your invoices are sent once per day, and you will receive a copy of your paper bill. With eInvoice Connect, you can be notified by email when new invoices are posted and search, download, print, and pay your bills online!

Visit <http://ramtool.billtrust.com> to enroll.



CONSTRUCTION SUPPLY CO.
4500 5th Avenue South, Building A
Birmingham, AL 35222

Bill To: 111932

Invoice

DOCUMENT #	DOCUMENT DATE
9503292821	02/24/2022
ACCOUNT #	DUE DATE
111932	03/26/2022
PAYMENT TERMS	
Net 30	
PURCHASE ORDER #	
20-0199-015300M	
TOTAL AMOUNT IN USD	
799.46	

OSCAR RENDA CONTRACTING
608 HENRIETTA CREEK ROAD
ROANOKE, TX 76262

To view and pay your bills online go to:
<https://ramtool.billtrust.com>

Enrollment Token: VRR VLV FRR

BRANCH LOCATION	SHIP TO: 5435119	DELIVERY METHOD
MI01 - DETROIT 50732, Sabrina Drive SHELBY TOWNSHIP, MI 48315	ROMEO ARM INTERC SEG 5 LINING 12620 15 MILE RD STERLING HEIGHTS, MI 48312	Truck Delivery

PLEASE REMIT PAYMENT ONLY TO:
Ram Tool Construction Supply Co P O Box 743487 Atlanta, GA 30374-3487

ITEM	MATERIAL/DESCRIPTION	SALES ORDER/ LINE	QTY	UNIT PRICE	EXTENDED PRICE	TAX AMT
10	TRAFFIC CONTROL 48x30x.08 AL ORANGE AL-4830080-5930	7756576 / 10	4 EA	126.99000	507.96	31.20
20	TRAFFIC CONTROL 12x24x.080 AL ORANGE AL-2412080-5930	7756576 / 20	4 EA	57.20000	228.80	14.05

For general inquiries:
arcustomerrequest@ramtool.com
(205) 599-7061/(800) 890-1988

For lien waivers:
lienwaiver@ramtool.com

Your AR account rep:
Barbara STEVENS
Barbara.Stevens@ramtool.com
(205)714-3399

Subtotal	736.76
Freight	17.45
Subtotal Before Tax	754.21
Tax (6.00%)	45.25
Total Amount in \$	799.46

SAVE TIME AND MONEY WITH OUR NEW PORTAL!



Choose from two easy ways to receive your invoices: email, or our secure online site, eInvoice Connect. With email delivery, your invoices are sent once per day, and you will receive a copy of your paper bill. With eInvoice Connect, you can be notified by email when new invoices are posted and search, download, print, and pay your bills online!

Visit <http://ramtool.billtrust.com> to enroll.



CONSTRUCTION SUPPLY CO.
4500 5th Avenue South, Building A
Birmingham, AL 35222

Invoice

DOCUMENT #	DOCUMENT DATE
9503216333	01/28/2022
ACCOUNT #	DUE DATE
111932	02/27/2022
PAYMENT TERMS	
Net 30	
PURCHASE ORDER #	
20-0199-01-5300M	
TOTAL AMOUNT IN USD	
596.83	

Bill To: 111932

OSCAR RENDA CONTRACTING
608 HENRIETTA CREEK ROAD
ROANOKE, TX 76262

To view and pay your bills online go to:
<https://ramtool.billtrust.com>

Enrollment Token: VRR VLV FRR

BRANCH LOCATION	SHIP TO: 5435119	DELIVERY METHOD
MI01 - DETROIT 50732, Sabrina Drive SHELBY TOWNSHIP, MI 48315	ROMEO ARM INTERC SEG 5 LINING 12620 15 MILE RD STERLING HEIGHTS, MI 48312	Truck Delivery

PLEASE REMIT PAYMENT ONLY TO:
Ram Tool Construction Supply Co P O Box 743487 Atlanta, GA 30374-3487

ITEM	MATERIAL/DESCRIPTION	SALES ORDER/ LINE	QTY	UNIT PRICE	EXTENDED PRICE	TAX AMT
10	SAFETY SUPPLIES CU-462534 Custom PLEASEUSEOTHER R	7697533 / 10	1 EA	273.70000	273.70	16.89
20	SAFETY SUPPLIES CU-462535 Custom PLEASEUSEOTHER L	7697533 / 20	1 EA	273.70000	273.70	16.89

For general inquiries:
arcustomerrequest@ramtool.com
(205) 599-7061/(800) 890-1988

For lien waivers:
lienwaiver@ramtool.com

Your AR account rep:
Barbara STEVENS
Barbara.Stevens@ramtool.com
(205)714-3399

Subtotal	547.40
Freight	15.65
Subtotal Before Tax	563.05
Tax (6.00%)	33.78
Total Amount in \$	596.83

SAVE TIME AND MONEY WITH OUR NEW PORTAL!



Choose from two easy ways to receive your invoices: email, or our secure online site, eInvoice Connect. With email delivery, your invoices are sent once per day, and you will receive a copy of your paper bill. With eInvoice Connect, you can be notified by email when new invoices are posted and search, download, print, and pay your bills online!
Visit <http://ramtool.billtrust.com> to enroll.



865 S. Fort Street
 Detroit, MI 48217
 (313) 842-1700 Ph.

Invoice 49837
 Invoice Date: Wednesday, December 1, 2021
 Customer: 000723
 Job No : Z-32255
 Salesperson: Matt McVittie
 Ordered By: Chris Bennett
 Terms: Due Upon Receipt

Bill To:
 Oscar Renda
 608 Henrietta Creek Rd
 Roanoke, TX 76262

Job Site:
 12620 15 mile rd
 12620 15 mile rd
 Sterling Heights , MI 48312

Purchase Order No:


Work Performed:
 Crane to make misc pics on site. Bare Rental. Customer has certified CCO operator in the seat (mandatory) Estimated 2 week duration per customer

Bare rental

Date	Description	Unit No	Qty	Unit Meas	Rate	Extension
12/1/2021 to 12/31/2021	080 Ton CP Hourly Rate December 2021 Rental	RT80-02	4.60	Weeks	\$8,000.00	\$36,800.00

Total Invoice: \$36,800.00

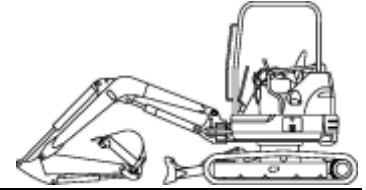
www.jjcurran.com
 It's Not Luck, It's Know How
 We accept Visa, Mastercard, American Express, and ACH Payments.
Call us today to book your next job with our new GMK 6300 L Ton All Terrain Crane!



Rental Rate Blue Book®

Caterpillar 305E2 CR
Crawler Mounted Compact Excavators

Size Class:
5.1 - 6.0 MTons
Weight:
N/A



Configuration for 305E2 CR

Operating Weight **11433 lbs** Operator Protection **ROPS**
Power Mode **Diesel**

Blue Book Rates

** FHWA Rate is equal to the monthly ownership cost divided by 176 plus the hourly estimated operating cost.

	Ownership Costs				Estimated Operating Costs Hourly	FHWA Rate** Hourly
	Monthly	Weekly	Daily	Hourly		
Published Rates	USD \$3,780.00	USD \$1,060.00	USD \$265.00	USD \$40.00	USD \$16.52	USD \$38.00
Adjustments						
Region (Michigan: 108.2%)	USD \$309.96	USD \$86.92	USD \$21.73	USD \$3.28		
Model Year (2021: 100%)	-	-	-	-		
Adjusted Hourly Ownership Cost (100%)	-	-	-	-		
Hourly Operating Cost (100%)					-	
Total:	USD \$4,089.96	USD \$1,146.92	USD \$286.73	USD \$43.28	USD \$16.52	USD \$39.76

Non-Active Use Rates

	Hourly
Standby Rate	USD \$11.62
Idling Rate	USD \$28.63

Rate Element Allocation

Element	Percentage	Value
Depreciation (ownership)	45%	USD \$1,701.00/mo
Overhaul (ownership)	39%	USD \$1,474.20/mo
CFC (ownership)	3%	USD \$113.40/mo
Indirect (ownership)	13%	USD \$491.40/mo
Fuel (operating) @ USD 3.27	33%	USD \$5.39/hr

Revised Date: 3rd quarter 2021

These are the most accurate rates for the selected Revision Date(s). However, due to more frequent online updates, these rates may not match Rental Rate Blue Book Print. Visit the Cost Recovery Product Guide on our Help page for more information.

The equipment represented in this report has been exclusively prepared for STEPHEN STEPHENS (equipment@oscarrenda.com)

Rental Rate Blue Book®

August 4, 2021

Komatsu PC88MR-10
 Crawler Mounted Hydraulic Excavators

 Size Class:
8.1 - 10.0 MTons
 Weight:
N/A
Configuration for PC88MR-10

 Operating Weight **18739 lbs** Power Mode **Diesel**
Blue Book Rates

** FHWA Rate is equal to the monthly ownership cost divided by 176 plus the hourly estimated operating cost.

	Ownership Costs				Estimated Operating Costs Hourly	FHWA Rate** Hourly
	Monthly	Weekly	Daily	Hourly		
Published Rates	USD \$7,265.00	USD \$2,035.00	USD \$510.00	USD \$77.00	USD \$29.93	USD \$71.21
Adjustments						
Region (Michigan: 108.3%)	USD \$602.99	USD \$168.90	USD \$42.33	USD \$6.39		
Model Year (2021: 100%)	-	-	-	-		
Adjusted Hourly Ownership Cost (100%)	-	-	-	-		
Hourly Operating Cost (100%)					-	
Total:	USD \$7,868.00	USD \$2,203.91	USD \$552.33	USD \$83.39	USD \$29.93	USD \$74.63

Non-Active Use Rates

	Hourly
Standby Rate	USD \$22.35
Idling Rate	USD \$50.58

Rate Element Allocation

Element	Percentage	Value
Depreciation (ownership)	38%	USD \$2,760.70/mo
Overhaul (ownership)	51%	USD \$3,705.15/mo
CFC (ownership)	3%	USD \$217.95/mo
Indirect (ownership)	8%	USD \$581.20/mo
Fuel (operating) @ USD 3.27	20%	USD \$5.88/hr

Revised Date: 3rd quarter 2021

These are the most accurate rates for the selected Revision Date(s). However, due to more frequent online updates, these rates may not match Rental Rate Blue Book Print. Visit the Cost Recovery Product Guide on our Help page for more information.

 The equipment represented in this report has been exclusively prepared for STEPHEN STEPHENS
 (equipment@oscarrenda.com)

Rental Rate Blue Book®

August 4, 2021

Mayco LS-50TD (disc. 2008)
 Trailer Mounted Concrete Pumps

 Size Class:
26 - 65 CYH
 Weight:
4206 lbs

Configuration for LS-50TD (disc. 2008)

 Horsepower **79.0** Power Mode **Diesel**
Blue Book Rates

** FHWA Rate is equal to the monthly ownership cost divided by 176 plus the hourly estimated operating cost.

	Ownership Costs				Estimated Operating Costs Hourly	FHWA Rate** Hourly
	Monthly	Weekly	Daily	Hourly		
Published Rates	USD \$2,950.00	USD \$825.00	USD \$205.00	USD \$31.00	USD \$25.09	USD \$41.85
Adjustments						
Region (Michigan: 108.2%)	USD \$241.90	USD \$67.65	USD \$16.81	USD \$2.54		
Model Year (2008: 100%)	-	-	-	-		
Adjusted Hourly Ownership Cost (100%)	-	-	-	-		
Hourly Operating Cost (100%)					-	
Total:	USD \$3,191.90	USD \$892.65	USD \$221.81	USD \$33.54	USD \$25.09	USD \$43.23

Non-Active Use Rates

	Hourly
Standby Rate	USD \$9.07
Idling Rate	USD \$31.50

Rate Element Allocation

Element	Percentage	Value
Depreciation (ownership)	38%	USD \$1,121.00/mo
Overhaul (ownership)	51%	USD \$1,504.50/mo
CFC (ownership)	1%	USD \$29.50/mo
Indirect (ownership)	10%	USD \$295.00/mo
Fuel (operating) @ USD 3.27	53%	USD \$13.36/hr

Revised Date: 3rd quarter 2021

These are the most accurate rates for the selected Revision Date(s). However, due to more frequent online updates, these rates may not match Rental Rate Blue Book Print. Visit the Cost Recovery Product Guide on our Help page for more information.

 The equipment represented in this report has been exclusively prepared for STEPHEN STEPHENS
 (equipment@oscarrenda.com)

Rental Rate Blue Book®
Godwin HL5MS
 Self Priming Trash Pumps

 Size Class:
6 & Over
 Weight:
N/A

Configuration for HL5MS

Power Mode	Diesel	Horsepower	151 hp
Pump Capacity	1000 gal/min	Pump Size	6 in

Blue Book Rates

** FHWA Rate is equal to the monthly ownership cost divided by 176 plus the hourly estimated operating cost.

	Ownership Costs				Estimated Operating Costs Hourly	FHWA Rate** Hourly
	Monthly	Weekly	Daily	Hourly		
Published Rates	USD \$3,635.00	USD \$1,020.00	USD \$255.00	USD \$38.00	USD \$66.76	USD \$87.41
Adjustments						
Region (Fort Worth, Texas: 97.8%)	(USD \$79.97)	(USD \$22.44)	(USD \$5.61)	(USD \$0.84)		
Model Year (2022: 100%)	-	-	-	-		
Adjusted Hourly Ownership Cost (100%)	-	-	-	-		
Hourly Operating Cost (100%)					-	
Total:	USD \$3,555.03	USD \$997.56	USD \$249.39	USD \$37.16	USD \$66.76	USD \$86.96

Non-Active Use Rates

	Hourly
Standby Rate	USD \$13.13
Idling Rate	USD \$74.47

Rate Element Allocation

Element	Percentage	Value
Depreciation (ownership)	44%	USD \$1,599.40/mo
Overhaul (ownership)	35%	USD \$1,272.25/mo
CFC (ownership)	5%	USD \$181.75/mo
Indirect (ownership)	16%	USD \$581.60/mo
Fuel (operating) @ USD 5.13	81%	USD \$54.27/hr

Revised Date: 2nd quarter 2022

These are the most accurate rates for the selected Revision Date(s). However, due to more frequent online updates, these rates may not match Rental Rate Blue Book Print. Visit the Cost Recovery Product Guide on our Help page for more information.

The equipment represented in this report has been exclusively prepared for STEPHEN STEPHENS (equipment@oscarrenda.com)

Rental Rate Blue Book®

Deere 331G
Compact Track Loaders

Size Class:
2851 - 3200 lbs
Weight:
N/A



Configuration for 331G

Horsepower **88.5 hp** Operator Protection ROPS/FOPS
Power Mode **Diesel**

Blue Book Rates

** FHWA Rate is equal to the monthly ownership cost divided by 176 plus the hourly estimated operating cost.

	Ownership Costs				Estimated Operating Costs Hourly	FHWA Rate** Hourly
	Monthly	Weekly	Daily	Hourly		
Published Rates	USD \$5,475.00	USD \$1,535.00	USD \$385.00	USD \$58.00	USD \$22.99	USD \$54.10
Adjustments						
Region (Michigan: 109.4%)	USD \$514.65	USD \$144.29	USD \$36.19	USD \$5.45		
Model Year (2021: 100%)	-	-	-	-		
Adjusted Hourly Ownership Cost (100%)	-	-	-	-		
Hourly Operating Cost (100%)					-	
Total:	USD \$5,989.65	USD \$1,679.29	USD \$421.19	USD \$63.45	USD \$22.99	USD \$57.02

Non-Active Use Rates

	Hourly
Standby Rate	USD \$17.02
Idling Rate	USD \$44.74

Rate Element Allocation

Element	Percentage	Value
Depreciation (ownership)	37%	USD \$2,025.75/mo
Overhaul (ownership)	51%	USD \$2,792.25/mo
CFC (ownership)	2%	USD \$109.50/mo
Indirect (ownership)	10%	USD \$547.50/mo
Fuel (operating) @ USD 3.27	47%	USD \$10.71/hr

Revised Date: 3rd quarter 2021

These are the most accurate rates for the selected Revision Date(s). However, due to more frequent online updates, these rates may not match Rental Rate Blue Book Print. Visit the Cost Recovery Product Guide on our Help page for more information.

The equipment represented in this report has been exclusively prepared for STEPHEN STEPHENS (equipment@oscarrenda.com)

Rental Rate Blue Book®
Miscellaneous 40

Ventilating Blowers

Size Class:

30 - 49 HP

Weight:

1200 lbs

Configuration for 40

Horsepower	40.0	Power Mode	Electric
Rpm	1,750		

Blue Book Rates

** FHWA Rate is equal to the monthly ownership cost divided by 176 plus the hourly estimated operating cost.

	Ownership Costs				Estimated Operating Costs Hourly	FHWA Rate** Hourly
	Monthly	Weekly	Daily	Hourly		
Published Rates	USD \$1,055.00	USD \$295.00	USD \$74.00	USD \$11.00	USD \$3.24	USD \$9.23
Adjustments						
Region (Michigan: 109.3%)	USD \$98.11	USD \$27.43	USD \$6.88	USD \$1.02		
Model Year (2021: 100%)	-	-	-	-		
Adjusted Hourly Ownership Cost (100%)	-	-	-	-		
Hourly Operating Cost (100%)					-	
Total:	USD \$1,153.11	USD \$322.43	USD \$80.88	USD \$12.02	USD \$3.24	USD \$9.79

Non-Active Use Rates

Standby Rate	Hourly	USD \$3.28
Idling Rate	Hourly	USD \$6.55

Rate Element Allocation

Element	Percentage	Value
Depreciation (ownership)	41%	USD \$432.55/mo
Overhaul (ownership)	48%	USD \$506.40/mo
CFC (ownership)	2%	USD \$21.10/mo
Indirect (ownership)	9%	USD \$94.95/mo

Fuel cost data is not available for these rates.

Revised Date: 3rd quarter 2021

These are the most accurate rates for the selected Revision Date(s). However, due to more frequent online updates, these rates may not match Rental Rate Blue Book Print. Visit the Cost Recovery Product Guide on our Help page for more information.

The equipment represented in this report has been exclusively prepared for STEPHEN STEPHENS
(equipment@oscarrenda.com)

Rental Rate Blue Book®

Miller BIG BLUE 300 CC/CV Portable Welders

Size Class:
201 - 300 amps
Weight:
N/A



Configuration for BIG BLUE 300 CC/CV

Amps	300	Current	DC
Horsepower	21.7 hp	Mounting	Trailer
Power Mode	Diesel		

Blue Book Rates

** FHWA Rate is equal to the monthly ownership cost divided by 176 plus the hourly estimated operating cost.

	Ownership Costs				Estimated Operating Costs Hourly	FHWA Rate** Hourly
	Monthly	Weekly	Daily	Hourly		
Published Rates	USD \$340.00	USD \$95.00	USD \$24.00	USD \$4.00	USD \$4.67	USD \$6.60
Adjustments						
Region (Michigan: 108.9%)	USD \$30.26	USD \$8.45	USD \$2.14	USD \$0.36		
Model Year (2021: 100%)	-	-	-	-		
Adjusted Hourly Ownership Cost (100%)	-	-	-	-		
Hourly Operating Cost (100%)					-	
Total:	USD \$370.26	USD \$103.46	USD \$26.14	USD \$4.36	USD \$4.67	USD \$6.77

Non-Active Use Rates

Standby Rate	Hourly	USD \$1.05
Idling Rate	Hourly	USD \$5.03

Rate Element Allocation

Element	Percentage	Value
Depreciation (ownership)	45%	USD \$153.00/mo
Overhaul (ownership)	27%	USD \$91.80/mo
CFC (ownership)	5%	USD \$17.00/mo
Indirect (ownership)	23%	USD \$78.20/mo
Fuel (operating) @ USD 3.27	63%	USD \$2.93/hr

Revised Date: 3rd quarter 2021

These are the most accurate rates for the selected Revision Date(s). However, due to more frequent online updates, these rates may not match Rental Rate Blue Book Print. Visit the Cost Recovery Product Guide on our Help page for more information.

The equipment represented in this report has been exclusively prepared for STEPHEN STEPHENS
(equipment@oscarrenda.com)

Rental Rate Blue Book®

January 29, 2021

Caterpillar XQP150
 Large Generator Sets

 Size Class:
101 - 200 KW
 Weight:
N/A

Configuration for XQP150

Enclosure	Enclosed	Horsepower	160.9 hp
Power Mode	Diesel	Prime Output	145.0 kW

Blue Book Rates

** FHWA Rate is equal to the monthly ownership cost divided by 176 plus the hourly estimated operating cost.

	Ownership Costs				Estimated Operating Costs Hourly	FHWA Rate** Hourly
	Monthly	Weekly	Daily	Hourly		
Published Rates	USD \$3,280.00	USD \$920.00	USD \$230.00	USD \$35.00	USD \$37.32	USD \$55.96
Adjustments						
Region (Michigan: 108.5%)	USD \$278.80	USD \$78.20	USD \$19.55	USD \$2.97		
Model Year (2021: 100%)	-	-	-	-		
Adjusted Hourly Ownership Cost (100%)	-	-	-	-		
Hourly Operating Cost (100%)					-	
Total:	USD \$3,558.80	USD \$998.20	USD \$249.55	USD \$37.97	USD \$37.32	USD \$57.54

Non-Active Use Rates

	Hourly
Standby Rate	USD \$10.11
Idling Rate	USD \$42.17

Rate Element Allocation

Element	Percentage	Value
Depreciation (ownership)	39%	USD \$1,279.20/mo
Overhaul (ownership)	41%	USD \$1,344.80/mo
CFC (ownership)	4%	USD \$131.20/mo
Indirect (ownership)	16%	USD \$524.80/mo
Fuel (operating) @ USD 2.53	59%	USD \$21.95/hr

Revised Date: 1st half 2021

These are the most accurate rates for the selected Revision Date(s). However, due to more frequent online updates, these rates may not match Rental Rate Blue Book Print. Visit the Cost Recovery Product Guide on our Help page for more information.

The equipment represented in this report has been exclusively prepared for STEPHEN STEPHENS (sstephens@southlandholdings.com)

Rental Rate Blue Book®

Wacker Neuson G 25 (disc. 2015)

Large Generator Sets

Size Class:
20 - 50 KW
 Weight:
N/A



Configuration for G 25 (disc. 2015)

Enclosure **Enclosed** Horsepower **35.4 hp**
 Power Mode **Diesel** Prime Output **19500 kW**

Blue Book Rates

** FHWA Rate is equal to the monthly ownership cost divided by 176 plus the hourly estimated operating cost.

	Ownership Costs				Estimated Operating Costs Hourly	FHWA Rate** Hourly
	Monthly	Weekly	Daily	Hourly		
Published Rates	USD \$635.00	USD \$180.00	USD \$45.00	USD \$7.00	USD \$10.99	USD \$14.60
Adjustments						
Region (Michigan: 108.5%)	USD \$53.97	USD \$15.30	USD \$3.83	USD \$0.60		
Model Year (2015: 100%)	-	-	-	-		
Adjusted Hourly Ownership Cost (100%)	-	-	-	-		
Hourly Operating Cost (100%)					-	
Total:	USD \$688.97	USD \$195.30	USD \$48.83	USD \$7.59	USD \$10.99	USD \$14.90

Non-Active Use Rates

	Hourly
Standby Rate	USD \$1.96
Idling Rate	USD \$10.16

Rate Element Allocation

Element	Percentage	Value
Depreciation (ownership)	40%	USD \$254.00/mo
Overhaul (ownership)	39%	USD \$247.65/mo
CFC (ownership)	3%	USD \$19.05/mo
Indirect (ownership)	18%	USD \$114.30/mo
Fuel (operating) @ USD 3.27	57%	USD \$6.25/hr

Revised Date: 3rd quarter 2021

These are the most accurate rates for the selected Revision Date(s). However, due to more frequent online updates, these rates may not match Rental Rate Blue Book Print. Visit the Cost Recovery Product Guide on our Help page for more information.

The equipment represented in this report has been exclusively prepared for STEPHEN STEPHENS (equipment@oscarrenda.com)

Rental Rate Blue Book®

January 29, 2021

Wacker Neuson G70

Large Generator Sets

Size Class:
51 - 100 KW
 Weight:
N/A



Configuration for G70

Enclosure **Enclosed** Horsepower **104 hp**
 Power Mode **Diesel** Prime Output **58000 kW**

Blue Book Rates

** FHWA Rate is equal to the monthly ownership cost divided by 176 plus the hourly estimated operating cost.

	Ownership Costs				Estimated Operating Costs Hourly	FHWA Rate** Hourly
	Monthly	Weekly	Daily	Hourly		
Published Rates	USD \$1,430.00	USD \$400.00	USD \$100.00	USD \$15.00	USD \$22.08	USD \$30.20
Adjustments						
Region (Michigan: 108.5%)	USD \$121.55	USD \$34.00	USD \$8.50	USD \$1.27		
Model Year (2021: 100%)	-	-	-	-		
Adjusted Hourly Ownership Cost (100%)	-	-	-	-		
Hourly Operating Cost (100%)					-	
Total:	USD \$1,551.55	USD \$434.00	USD \$108.50	USD \$16.27	USD \$22.08	USD \$30.90

Non-Active Use Rates

	Hourly
Standby Rate	USD \$4.41
Idling Rate	USD \$23.01

Rate Element Allocation

Element	Percentage	Value
Depreciation (ownership)	39%	USD \$557.70/mo
Overhaul (ownership)	41%	USD \$586.30/mo
CFC (ownership)	4%	USD \$57.20/mo
Indirect (ownership)	16%	USD \$228.80/mo
Fuel (operating) @ USD 2.53	64%	USD \$14.19/hr

Revised Date: 1st half 2021

These are the most accurate rates for the selected Revision Date(s). However, due to more frequent online updates, these rates may not match Rental Rate Blue Book Print. Visit the Cost Recovery Product Guide on our Help page for more information.

The equipment represented in this report has been exclusively prepared for STEPHEN STEPHENS (sstephens@southlandholdings.com)

Rental Rate Blue Book®

Hipower HRJW-460 T6 Large Generator Sets

Size Class:
201 - 400 KW
Weight:
N/A



Configuration for HRJW-460 T6

Enclosure **Enclosed** Horsepower **561 hp**
Power Mode **Diesel** Prime Output **230 kW**

Blue Book Rates

** FHWA Rate is equal to the monthly ownership cost divided by 176 plus the hourly estimated operating cost.

	Ownership Costs				Estimated Operating Costs Hourly	FHWA Rate** Hourly
	Monthly	Weekly	Daily	Hourly		
Published Rates	USD \$4,350.00	USD \$1,220.00	USD \$305.00	USD \$46.00	USD \$126.21	USD \$150.93
Adjustments						
Region (Michigan: 108.5%)	USD \$369.75	USD \$103.70	USD \$25.92	USD \$3.91		
Model Year (2021: 100%)	-	-	-	-		
Adjusted Hourly Ownership Cost (100%)	-	-	-	-		
Hourly Operating Cost (100%)					-	
Total:	USD \$4,719.75	USD \$1,323.70	USD \$330.92	USD \$49.91	USD \$126.21	USD \$153.03

Non-Active Use Rates

	Hourly
Standby Rate	USD \$13.41
Idling Rate	USD \$125.88

Rate Element Allocation

Element	Percentage	Value
Depreciation (ownership)	40%	USD \$1,740.00/mo
Overhaul (ownership)	39%	USD \$1,696.50/mo
CFC (ownership)	3%	USD \$130.50/mo
Indirect (ownership)	18%	USD \$783.00/mo
Fuel (operating) @ USD 3.27	78%	USD \$99.06/hr

Revised Date: 3rd quarter 2021

These are the most accurate rates for the selected Revision Date(s). However, due to more frequent online updates, these rates may not match Rental Rate Blue Book Print. Visit the Cost Recovery Product Guide on our Help page for more information.

The equipment represented in this report has been exclusively prepared for STEPHEN STEPHENS (equipment@oscarrenda.com)

Rental Rate Blue Book®

January 29, 2021

Ingersoll Rand P185WIR (disc. 2008)

Portable Rotary Screw Air Compressors

 Size Class:
125 - 249 cfm
 Weight:
2325 lbs

Configuration for P185WIR (disc. 2008)

Air Delivery Rating	185.0 cu ft/min	Horsepower	65.0
Power Mode	Diesel		

Blue Book Rates

** FHWA Rate is equal to the monthly ownership cost divided by 176 plus the hourly estimated operating cost.

	Ownership Costs				Estimated Operating Costs Hourly	FHWA Rate** Hourly
	Monthly	Weekly	Daily	Hourly		
Published Rates	USD \$980.00	USD \$275.00	USD \$69.00	USD \$10.00	USD \$10.47	USD \$16.04
Adjustments						
Region (Michigan: 109.9%)	USD \$97.02	USD \$27.23	USD \$6.83	USD \$0.99		
Model Year (2008: 100%)	-	-	-	-		
Adjusted Hourly Ownership Cost (100%)	-	-	-	-		
Hourly Operating Cost (100%)					-	
Total:	USD \$1,077.02	USD \$302.23	USD \$75.83	USD \$10.99	USD \$10.47	USD \$16.59

Non-Active Use Rates

Standby Rate	Hourly	USD \$3.06
Idling Rate	Hourly	USD \$12.03

Rate Element Allocation

Element	Percentage	Value
Depreciation (ownership)	27%	USD \$264.60/mo
Overhaul (ownership)	65%	USD \$637.00/mo
CFC (ownership)	2%	USD \$19.60/mo
Indirect (ownership)	6%	USD \$58.80/mo
Fuel (operating) @ USD 2.53	56%	USD \$5.91/hr

Revised Date: 1st half 2021

These are the most accurate rates for the selected Revision Date(s). However, due to more frequent online updates, these rates may not match Rental Rate Blue Book Print. Visit the Cost Recovery Product Guide on our Help page for more information.

The equipment represented in this report has been exclusively prepared for STEPHEN STEPHENS
 (sstephens@southlandholdings.com)

Rental Rate Blue Book®

January 29, 2021

Sullivan-Palatek D375Q7CA
Portable Rotary Screw Air Compressors

Size Class:
250 - 599 cfm
Weight:
3395 lbs



Configuration for D375Q7CA

Air Delivery Rating **375.0 cu ft/min** Horsepower **114.0**
Power Mode **Diesel**

Blue Book Rates

** FHWA Rate is equal to the monthly ownership cost divided by 176 plus the hourly estimated operating cost.

	Ownership Costs				Estimated Operating Costs Hourly	FHWA Rate** Hourly
	Monthly	Weekly	Daily	Hourly		
Published Rates	USD \$1,530.00	USD \$430.00	USD \$110.00	USD \$17.00	USD \$17.28	USD \$25.97
Adjustments						
Region (Michigan: 109.9%)	USD \$151.47	USD \$42.57	USD \$10.89	USD \$1.68		
Model Year (2021: 100%)	-	-	-	-		
Adjusted Hourly Ownership Cost (100%)	-	-	-	-		
Hourly Operating Cost (100%)					-	
Total:	USD \$1,681.47	USD \$472.57	USD \$120.89	USD \$18.68	USD \$17.28	USD \$26.83

Non-Active Use Rates

	Hourly
Standby Rate	USD \$4.78
Idling Rate	USD \$19.92

Rate Element Allocation

Element	Percentage	Value
Depreciation (ownership)	27%	USD \$413.10/mo
Overhaul (ownership)	65%	USD \$994.50/mo
CFC (ownership)	2%	USD \$30.60/mo
Indirect (ownership)	6%	USD \$91.80/mo
Fuel (operating) @ USD 2.53	60%	USD \$10.37/hr

Revised Date: 1st half 2021

These are the most accurate rates for the selected Revision Date(s). However, due to more frequent online updates, these rates may not match Rental Rate Blue Book Print. Visit the Cost Recovery Product Guide on our Help page for more information.

The equipment represented in this report has been exclusively prepared for STEPHEN STEPHENS (sstephens@southlandholdings.com)

Rental Rate Blue Book®
Magnum MLT3060K
 Portable Light Towers

 Size Class:
Thru 7 KW
 Weight:
N/A

Configuration for MLT3060K

Horsepower	11.7 hp	Number Of Lights	4
Power Mode	Diesel	Tower Height	30 ft

Blue Book Rates

** FHWA Rate is equal to the monthly ownership cost divided by 176 plus the hourly estimated operating cost.

	Ownership Costs				Estimated Operating Costs Hourly	FHWA Rate** Hourly
	Monthly	Weekly	Daily	Hourly		
Published Rates	USD \$660.00	USD \$185.00	USD \$46.00	USD \$7.00	USD \$3.91	USD \$7.66
Adjustments						
Region (Michigan: 107.9%)	USD \$52.14	USD \$14.61	USD \$3.63	USD \$0.55		
Model Year (2021: 100%)	-	-	-	-		
Adjusted Hourly Ownership Cost (100%)	-	-	-	-		
Hourly Operating Cost (100%)					-	
Total:	USD \$712.14	USD \$199.62	USD \$49.63	USD \$7.55	USD \$3.91	USD \$7.96

Non-Active Use Rates

	Hourly
Standby Rate	USD \$2.02
Idling Rate	USD \$5.04

Rate Element Allocation

Element	Percentage	Value
Depreciation (ownership)	35%	USD \$231.00/mo
Overhaul (ownership)	57%	USD \$376.20/mo
CFC (ownership)	1%	USD \$6.60/mo
Indirect (ownership)	7%	USD \$46.20/mo
Fuel (operating) @ USD 3.27	25%	USD \$0.99/hr

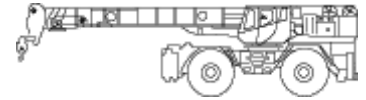
Revised Date: 3rd quarter 2021

These are the most accurate rates for the selected Revision Date(s). However, due to more frequent online updates, these rates may not match Rental Rate Blue Book Print. Visit the Cost Recovery Product Guide on our Help page for more information.

 The equipment represented in this report has been exclusively prepared for STEPHEN STEPHENS
 (equipment@oscarrenda.com)

Rental Rate Blue Book®

August 4, 2021

Terex RT 780
 Rough Terrain Hydraulic Cranes

 Size Class:
66.0 - 80.9 MTons
 Weight:
94994 lbs
Configuration for RT 780

Axle Configuration	4 X 4	Maximum Boom Length	126.0 ft
Maximum Lift Capacity	72.6 mt	Power Mode	Diesel

Blue Book Rates

** FHWA Rate is equal to the monthly ownership cost divided by 176 plus the hourly estimated operating cost.

	Ownership Costs				Estimated Operating Costs Hourly	FHWA Rate** Hourly
	Monthly	Weekly	Daily	Hourly		
Published Rates	USD \$20,395.00	USD \$5,710.00	USD \$1,430.00	USD \$215.00	USD \$110.66	USD \$226.54
Adjustments						
Region (Michigan: 108.9%)	USD \$1,815.16	USD \$508.19	USD \$127.27	USD \$19.14		
Model Year (2021: 100%)	-	-	-	-		
Adjusted Hourly Ownership Cost (100%)	-	-	-	-		
Hourly Operating Cost (100%)					-	
Total:	USD \$22,210.15	USD \$6,218.19	USD \$1,557.27	USD \$234.13	USD \$110.66	USD \$236.85

Non-Active Use Rates

	Hourly
Standby Rate	USD \$63.10
Idling Rate	USD \$163.06

Rate Element Allocation

Element	Percentage	Value
Depreciation (ownership)	39%	USD \$7,954.05/mo
Overhaul (ownership)	49%	USD \$9,993.55/mo
CFC (ownership)	3%	USD \$611.85/mo
Indirect (ownership)	9%	USD \$1,835.55/mo
Fuel (operating) @ USD 3.27	33%	USD \$36.87/hr

Revised Date: 3rd quarter 2021

These are the most accurate rates for the selected Revision Date(s). However, due to more frequent online updates, these rates may not match Rental Rate Blue Book Print. Visit the Cost Recovery Product Guide on our Help page for more information.

 The equipment represented in this report has been exclusively prepared for STEPHEN STEPHENS
 (equipment@oscarrenda.com)

Rental Rate Blue Book®

August 4, 2021

Deere 744H HL (disc. 2002)

4-Wd Articulated Wheel Loaders

 Size Class:
225 - 249 HP
 Weight:
 N/A

Configuration for 744H HL (disc. 2002)

 Bucket Capacity
 Operator Protection

5.25 cu yd
ROPS/FOPS

 Horsepower
 Power Mode

240.0 hp
Diesel
Blue Book Rates

** FHWA Rate is equal to the monthly ownership cost divided by 176 plus the hourly estimated operating cost.

	Ownership Costs				Estimated Operating Costs Hourly	FHWA Rate** Hourly
	Monthly	Weekly	Daily	Hourly		
Published Rates	USD \$8,460.00	USD \$2,370.00	USD \$595.00	USD \$89.00	USD \$46.49	USD \$94.56
Adjustments						
Region (Michigan: 108.8%)	USD \$744.48	USD \$208.56	USD \$52.36	USD \$7.83		
Model Year (2002: 100%)	-	-	-	-		
Adjusted Hourly Ownership Cost (100%)	-	-	-	-		
Hourly Operating Cost (100%)					-	
Total:	USD \$9,204.48	USD \$2,578.56	USD \$647.36	USD \$96.83	USD \$46.49	USD \$98.79

Non-Active Use Rates

 Standby Rate
 Idling Rate

Hourly

 USD \$26.15
 USD \$66.17

Rate Element Allocation

Element	Percentage	Value
Depreciation (ownership)	47%	USD \$3,976.20/mo
Overhaul (ownership)	38%	USD \$3,214.80/mo
CFC (ownership)	3%	USD \$253.80/mo
Indirect (ownership)	12%	USD \$1,015.20/mo
Fuel (operating) @ USD 3.27	30%	USD \$13.87/hr

Revised Date: 3rd quarter 2021

These are the most accurate rates for the selected Revision Date(s). However, due to more frequent online updates, these rates may not match Rental Rate Blue Book Print. Visit the Cost Recovery Product Guide on our Help page for more information.

 The equipment represented in this report has been exclusively prepared for STEPHEN STEPHENS
 (equipment@oscarrenda.com)

Rental Rate Blue Book®

August 4, 2021

Broce RJ-350

Self Propelled Pavement Brooms

Size Class:

All

Weight:

N/A

Configuration for RJ-350

 Horsepower **80.0** Power Mode **Diesel**
Blue Book Rates

** FHWA Rate is equal to the monthly ownership cost divided by 176 plus the hourly estimated operating cost.

	Ownership Costs				Estimated Operating Costs Hourly	FHWA Rate** Hourly
	Monthly	Weekly	Daily	Hourly		
Published Rates	USD \$3,260.00	USD \$915.00	USD \$230.00	USD \$35.00	USD \$23.67	USD \$42.19
Adjustments						
Region (Michigan: 108.4%)	USD \$273.84	USD \$76.86	USD \$19.32	USD \$2.94		
Model Year (2021: 100%)	-	-	-	-		
Adjusted Hourly Ownership Cost (100%)	-	-	-	-		
Hourly Operating Cost (100%)					-	
Total:	USD \$3,533.84	USD \$991.86	USD \$249.32	USD \$37.94	USD \$23.67	USD \$43.75

Non-Active Use Rates

	Hourly
Standby Rate	USD \$10.04
Idling Rate	USD \$29.76

Rate Element Allocation

Element	Percentage	Value
Depreciation (ownership)	35%	USD \$1,141.00/mo
Overhaul (ownership)	56%	USD \$1,825.60/mo
CFC (ownership)	1%	USD \$32.60/mo
Indirect (ownership)	8%	USD \$260.80/mo
Fuel (operating) @ USD 3.27	41%	USD \$9.68/hr

Revised Date: 3rd quarter 2021

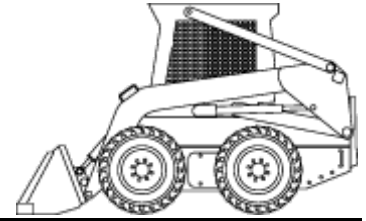
These are the most accurate rates for the selected Revision Date(s). However, due to more frequent online updates, these rates may not match Rental Rate Blue Book Print. Visit the Cost Recovery Product Guide on our Help page for more information.

 The equipment represented in this report has been exclusively prepared for STEPHEN STEPHENS
 (equipment@oscarrenda.com)

Rental Rate Blue Book®

August 4, 2021

Bobcat S70
 Skid Steer Loaders

 Size Class:
To 700 lbs
 Weight:
2795 lbs

Configuration for S70

 Operator Protection **ROPS/FOPS** Power Mode **Diesel**
Blue Book Rates

** FHWA Rate is equal to the monthly ownership cost divided by 176 plus the hourly estimated operating cost.

	Ownership Costs				Estimated Operating Costs Hourly	FHWA Rate** Hourly
	Monthly	Weekly	Daily	Hourly		
Published Rates	USD \$2,675.00	USD \$750.00	USD \$190.00	USD \$29.00	USD \$10.68	USD \$25.88
Adjustments						
Region (Michigan: 109.7%)	USD \$259.48	USD \$72.75	USD \$18.43	USD \$2.81		
Model Year (2021: 100%)	-	-	-	-		
Adjusted Hourly Ownership Cost (100%)	-	-	-	-		
Hourly Operating Cost (100%)					-	
Total:	USD \$2,934.48	USD \$822.75	USD \$208.43	USD \$31.81	USD \$10.68	USD \$27.35

Non-Active Use Rates

	Hourly
Standby Rate	USD \$8.34
Idling Rate	USD \$19.53

Rate Element Allocation

Element	Percentage	Value
Depreciation (ownership)	24%	USD \$642.00/mo
Overhaul (ownership)	66%	USD \$1,765.50/mo
CFC (ownership)	2%	USD \$53.50/mo
Indirect (ownership)	8%	USD \$214.00/mo
Fuel (operating) @ USD 3.27	27%	USD \$2.86/hr

Revised Date: 3rd quarter 2021

These are the most accurate rates for the selected Revision Date(s). However, due to more frequent online updates, these rates may not match Rental Rate Blue Book Print. Visit the Cost Recovery Product Guide on our Help page for more information.

 The equipment represented in this report has been exclusively prepared for STEPHEN STEPHENS
 (equipment@oscarrenda.com)

Rental Rate Blue Book®
GMC/CHEVY C2500

On-Highway Light Duty Trucks

 Size Class:
300 HP & Over
 Weight:
N/A

Configuration for C2500

Axle Configuration	4.0 x 2.0	Cab Type	Crew
Horsepower	322.0 hp	Power Mode	Gasoline
Ton Rating	3.0 / 4.0		

Blue Book Rates

** FHWA Rate is equal to the monthly ownership cost divided by 176 plus the hourly estimated operating cost.

	Ownership Costs				Estimated Operating Costs Hourly	FHWA Rate** Hourly
	Monthly	Weekly	Daily	Hourly		
Published Rates	USD \$1,205.00	USD \$340.00	USD \$85.00	USD \$13.00	USD \$17.15	USD \$24.00
Adjustments						
Region (Michigan: 107.1%)	USD \$85.56	USD \$24.14	USD \$6.03	USD \$0.92		
Model Year (2021: 100%)	-	-	-	-		
Adjusted Hourly Ownership Cost (100%)	-	-	-	-		
Hourly Operating Cost (100%)					-	
Total:	USD \$1,290.56	USD \$364.14	USD \$91.04	USD \$13.92	USD \$17.15	USD \$24.48

Non-Active Use Rates

	Hourly
Standby Rate	USD \$3.67
Idling Rate	USD \$20.12

Rate Element Allocation

Element	Percentage	Value
Depreciation (ownership)	57%	USD \$686.85/mo
Overhaul (ownership)	29%	USD \$349.45/mo
CFC (ownership)	3%	USD \$36.15/mo
Indirect (ownership)	11%	USD \$132.55/mo
Fuel (operating) @ USD 2.09	75%	USD \$12.79/hr

Revised Date: 1st half 2021

These are the most accurate rates for the selected Revision Date(s). However, due to more frequent online updates, these rates may not match Rental Rate Blue Book Print. Visit the Cost Recovery Product Guide on our Help page for more information.

The equipment represented in this report has been exclusively prepared for STEPHEN STEPHENS
 (sstephens@southlandholdings.com)

Rental Rate Blue Book®

August 18, 2020

Average AVERAGE ALL

Tilt Deck Utility Trailers

Size Class:

All

Weight:

N/A

Configuration for AVERAGE ALL

Capacity	14.1 t	Deck Length	20.0 ft
Number Of Axles	2.0	Number Of Tires	8.0

Blue Book Rates

** FHWA Rate is equal to the monthly ownership cost divided by 176 plus the hourly estimated operating cost.

	Ownership Costs				Estimated Operating Costs Hourly	FHWA Rate** Hourly
	Monthly	Weekly	Daily	Hourly		
Published Rates	USD \$985.00	USD \$275.00	USD \$69.00	USD \$10.00	USD \$4.53	USD \$10.13
Adjustments						
Region (Texas: 86.8%)	(USD \$130.02)	(USD \$36.30)	(USD \$9.11)	(USD \$1.32)		
Model Year (2020: 100%)	-	-	-	-		
Adjusted Hourly Ownership Cost (100%)	-	-	-	-		
Hourly Operating Cost (100%)					-	
Total:	USD \$854.98	USD \$238.70	USD \$59.89	USD \$8.68	USD \$4.53	USD \$9.39

Non-Active Use Rates

	Hourly
Standby Rate	USD \$2.43
Idling Rate	USD \$4.86

Rate Element Allocation

Element	Percentage	Value
Depreciation (ownership)	48%	USD \$472.80/mo
Overhaul (ownership)	31%	USD \$305.35/mo
CFC (ownership)	5%	USD \$49.25/mo
Indirect (ownership)	16%	USD \$157.60/mo

Fuel cost data is not available for these rates.

Revised Date: 2nd half 2020

These are the most accurate rates for the selected Revision Date(s). However, due to more frequent online updates, these rates may not match Rental Rate Blue Book Print. Visit the Cost Recovery Product Guide on our Help page for more information.

The equipment represented in this report has been exclusively prepared for STEPHEN STEPHENS (sstephens@southlandholdings.com)

Rental Rate Blue Book®

August 18, 2020

Miscellaneous 1500 14000

Water Trailers

Size Class:

10,001 gal & Over

Weight:

57000 lbs

Configuration for 1500 14000

 Pump Capacity **1500.0 gal/min** Tank Capacity **14000.0 gal**
Blue Book Rates

** FHWA Rate is equal to the monthly ownership cost divided by 176 plus the hourly estimated operating cost.

	Ownership Costs				Estimated Operating Costs Hourly	FHWA Rate** Hourly
	Monthly	Weekly	Daily	Hourly		
Published Rates	USD \$2,765.00	USD \$775.00	USD \$195.00	USD \$29.00	USD \$12.21	USD \$27.92
Adjustments						
Region (Texas: 86.8%)	(USD \$364.98)	(USD \$102.30)	(USD \$25.74)	(USD \$3.83)		
Model Year (2020: 100%)	-	-	-	-		
Adjusted Hourly Ownership Cost (100%)	-	-	-	-		
Hourly Operating Cost (100%)					-	
Total:	USD \$2,400.02	USD \$672.70	USD \$169.26	USD \$25.17	USD \$12.21	USD \$25.85

Non-Active Use Rates

	Hourly
Standby Rate	USD \$6.82
Idling Rate	USD \$13.64

Rate Element Allocation

Element	Percentage	Value
Depreciation (ownership)	40%	USD \$1,106.00/mo
Overhaul (ownership)	33%	USD \$912.45/mo
CFC (ownership)	8%	USD \$221.20/mo
Indirect (ownership)	19%	USD \$525.35/mo

Fuel cost data is not available for these rates.

Revised Date: 2nd half 2020

These are the most accurate rates for the selected Revision Date(s). However, due to more frequent online updates, these rates may not match Rental Rate Blue Book Print. Visit the Cost Recovery Product Guide on our Help page for more information.

The equipment represented in this report has been exclusively prepared for STEPHEN STEPHENS (sstephens@southlandholdings.com)

Rental Rate Blue Book®

March 15, 2019


Miscellaneous 2" GASOLINE/11MT

Self Priming Trash Pumps

Size Class:

To 2"

Weight:

700 lbs.

Configuration for 2" GASOLINE/11MT

Power Mode	Gasoline	Horsepower	9
CPB Rating	11MT	Pump Size	2 in
Pump Capacity	13000 gal/hr		

Blue Book Rates

** FHWA Rate is equal to the monthly ownership cost divided by 176 plus the hourly estimated operating cost.

	Ownership Costs				Estimated Operating Costs Hourly	FHWA Rate** Hourly
	Monthly	Weekly	Daily	Hourly		
Published Rates	\$330.00	\$92.00	\$23.00	\$3.00	\$5.40	\$7.28
Adjustments						
Region (Texas: 86.2%)	(\$45.54)	(\$12.70)	(\$3.17)	(\$0.41)		
Model Year (2019: 100%)	-	-	-	-		
Adjusted Hourly Ownership Cost (100%)	-	-	-	-		
Hourly Operating Cost (100%)					-	
Total:	\$284.46	\$79.30	\$19.83	\$2.59	\$5.40	\$7.02

Non-Active Use Rates

	Hourly
Standby Rate	\$0.94
Idling Rate	\$4.22

Rate Element Allocation

Element	Percentage	Value
Depreciation (ownership)	43%	\$141.90/mo
Overhaul (ownership)	42%	\$138.60/mo
CFC (ownership)	6%	\$19.80/mo
Indirect (ownership)	9%	\$29.70/mo
Fuel (operating) @ 2.75	48%	\$2.60/hr

Revised Date: 1st Half 2019

These are the most accurate rates for the selected Revision Date(s). However, due to more frequent online updates, these rates may not match Rental Rate Blue Book Print. Visit the Cost Recovery Product Guide on our Help page for more information.

The equipment represented in this report has been exclusively prepared for STEPHEN STEPHENS (sstephens@southlandholdings.com)

Invoice

MERSINO DEWATERING, LLC
 600 W. DRYDEN ROAD
 METAMORA, MI 48455
 (810) 658-3472

Date	Invoice #
2/28/2022	92407

Bill To

Oscar Renda Contracting
 608 Henrietta Creek Rd.
 Roanoke, TX 76262-6339

Ship To

12620 15 Mile Road
 Sterling Heights, MI

Project	Terms	Due Date	P.O. No.
38623 - Romeo Arm Interceptor Segment 5 L	Net 30 days	3/30/2022	WWS-2020-007

Description	Start Date	End Date	MDI Fleet#	Qty	Rate	Amount
Romeo Arm Interceptor Segment 5 CO#1						
Mobilization & Installation - Bypass FR-S-2	2/7/2022			1	9,000.00	9,000.00
Mobilization & Installation - Bypass CT-S-7	2/7/2022			1	6,000.00	6,000.00
One Month Rental System - Bypass FR-S-2	2/7/2022	3/06/2022		1	8,296.00	8,296.00
System - Bypass CT-S-7				1	2,830.00	2,830.00

Rental Rates are based on 3 Days = 1 Week, 3 Weeks = 1 Month

Total USD 26,126.00

REMIT TO:
MERSINO DEWATERING, LLC
600 W. DRYDEN ROAD
METAMORA, MI 48455

Payments/Credits USD 0.00

Balance Due USD 26,126.00

BRANCH G47
12000 23 MILE ROAD
UTICA MI 48315
586-731-7070

**RENTAL
RESERVATION**

203588099

Job Site

15 MILE PROJECT
12900 15 MILE RD
STERLING HTS MI 48312

Office: 817-491-2703 **Cell:** 817-422-3030

OSCAR RENDA CONTRACTING
1100 KUBOTA DR
GRAPEVINE TX 76051-2305

Customer # : 758307
Reserved Date : 02/28/22
Scheduled Out : 02/28/22 12:00 PM
Estimated In : 03/28/22 11:00 AM
UR Job Loc : 12900 15 MILE RD, ST
UR Job # : 261
Customer Job ID:
P.O. # : TBD
Ordered By : CHRIS BENNETT
Written By : CLAYTON TEACHOUT
Salesperson : CLAYTON TEACHOUT

**This is not an invoice
Please do not pay from this document**

RENTAL ITEMS:

Qty	Equipment	Description	Minimum	Day	Week	4 Week	Estimated Amt.
1	1003186	COMPRESSOR 175-195 CFM TIER 4	99.00	99.00	283.00	575.00	575.00

Rental Subtotal: 575.00

SALES/MISCELLANEOUS ITEMS:

Qty	Item	Price	Unit of Measure	Extended Amt.
1	ENVIRONMENTAL SERVICE CHARGE	[ENV/MCI]	EACH	11.50

Sales/Misc Subtotal: 11.50

Agreement Subtotal: 586.50

Tax: 35.19

Estimated Total: 621.69

COMMENTS/NOTES:

CONTACT: CHRIS BENNETT
CELL#: 817-422-3030

NOTICE: This is not a rental agreement. The rental of equipment and any items listed above is subject to availability and subject to the terms and conditions of the Rental and Service Agreement, which are available at <https://www.unitedrentals.com/legal/rental-service-terms-US> and which are incorporated herein by reference. A COPY OF THE RENTAL AND SERVICE AGREEMENT TERMS ARE AVAILABLE IN PAPER FORM UPON REQUEST.



TRENCH SAFETY
 BRANCH C36
 3421 AVENUE D
 ARLINGTON TX 76011
 817-379-7233

204057219

Job Site

IRVING BYPASS
 1400 S LOOP 12
 IRVING TX 75060-6322

Office: 817-491-2703 Cell: 214-713-4464

Customer # : 758307
 Quote Date : 03/11/22
 Estimated Out : 03/14/22 05:00 PM
 Estimated In : 04/11/22 05:00 PM
 UR Job Loc : 1400 S LOOP 12, IRVI
 UR Job # : 458
 Customer Job ID:
 P.O. # : TBD
 Requested By : AARON BLACKWELL
 Approved By : TYLER BOWEN
 Salesperson : CHRISTOPHER BROWN

OSCAR RENDA CONTRACTING
 1100 KUBOTA DR
 GRAPEVINE TX 76051-2305

**This is not an invoice
 Please do not pay from this document**

RENTAL ITEMS:							
Qty	Equipment	Description	Minimum	Day	Week	4 Week	Estimated Amt.
2	5008260	PLUG TEST/FRONT 12"-24" W/RV & SLEEVE	109.00	109.00	324.00	966.00	1,932.00
2	5009599	PLUG TEST/FRONT 24-60" W/ RV & SLEEVE		183.00	455.00	1,137.00	2,274.00
2	500/9027	ROPE 30' INFLATION HOSE WITH GAUGE	6.00	6.00	10.00	27.00	54.00
Rental Subtotal:							4,260.00
SALES/MISCELLANEOUS ITEMS:							
Qty	Item		Price		Unit of Measure		Extended Amt.
1	ENVIRONMENTAL SERVICE CHARGE	[ENV/MCI]	84.120		EACH		84.12
1	DELIVERY CHARGE		215.000		EACH		215.00
1	PICKUP CHARGE		215.000		EACH		215.00
Sales/Misc Subtotal:							514.12
Agreement Subtotal:							4,774.12
Tax:							393.88
Estimated Total:							5,168.00

COMMENTS/NOTES:

CONTACT: CESAR GARCIA
 CELL#: 214-713-4464

This proposal may be withdrawn if not accepted within 30 days. The above referenced Rental Protection Plan, environmental, and tax charges are estimates and are subject to change.

NOTICE: This is not a rental agreement. The rental of equipment and any items listed above is subject to availability and subject to the terms and conditions of the Rental and Service Agreement, which are available at <https://www.unitedrentals.com/legal/rental-service-terms-US> and which are incorporated herein by reference. A COPY OF THE RENTAL AND SERVICE AGREEMENT TERMS ARE AVAILABLE IN PAPER FORM UPON REQUEST.


ESTIMATE N^o E-119857.4

Page 1 of 3

877-763-3905
 248-352-2972 fax
 www.trafficmanagement.com

TRAFFIC MANAGEMENT, INC.

25900 8 Mile Rd
 Southfield, MI 48033



COMPANY: Oscar Renda Contracting, INC				PHONE: (817) 293-4263	FAX: 817-491-1627
CONTACT PERSON: Cesar Garcia	DIRECT PHONE/EXT: (214) 713-4464	DIRECT FAX:	CELL PHONE:	EMAIL: cgarcia@southlandholdings.com	
COMPANY ADDRESS: 608 henrietta Creek Road			CITY, STATE, ZIP: Roanoke, TX 76262		
JOB LOCATION: 12650 15 Mile Road			CITY / COMMUNITY: Sterling Heights		T.B. MAP PAGE:
PROJECT INFORMATION: Romeo Arm Interceptor Lining Segment 5					
OTHER INFO: Prevailing Wage / Weekday Work			CUST. REF #: N/A	PLAN REFERENCE: Detroit Branch	
CUSTOMER WORK DESCRIPTION: Rehabbing underground utilities and our access point (manhole)					
APPROX. START DATE:	START TIME:	WORK HOURS / DURATION TBD	RFQ #:		

LN #	QTY	QTY	QTY	RATE	ITEM / DESCRIPTION	TOTAL
1					[Plans & Permits] Traffic Services (See Below)	
2		1 ea		\$1,300.00 ea	<p>Traffic Control Planning (Non-Engineered) (1 Phase)</p> <p>Includes site verification survey and/or verification of existing conditions, traffic planning, and publication of traffic control plans. All plans are designed in accordance with the M.U.T.C.D. (latest edition), and are submitted to the specifications of the requiring Agency. A four (4) hour minimum is charged on traffic plans, including the submittal of a standard non-engineered plan.</p> <p>Price includes the following:</p> <ul style="list-style-type: none"> - All plans produced at 1:40" scale on B-size (11" x 17") sheets <p>The following are not included in this price:</p> <ul style="list-style-type: none"> - Traffic signal plans - Street Lighting plans - Agency plan check fees - Traffic studies (including traffic counting) - Meetings and/or presentations with Cities or other Agencies (other than initial job-walk / project meeting) - More than two (2) corrections from the agency or two (2) submittals - Design changes or modifications not discussed prior to the first draft and/or added after the initial plan submittal (requested by either Customer or Agency) - Plan sets after first four (4) bond and/or one (1) vellum - Traffic control services, equipment, or maintenance - Permits (encroachment, public works, street improvements, etc.) - Price will not include an engineer stamp on traffic control plans. - Special Provisions not provided at time of bid - Price will not include traffic control plans for traffic signal construction drawings - Price will not include traffic control plans for striping plans <p>Price will be based on drawing a three (3) phase non-engineered traffic control plan for the locations listed below:</p> <p>Phase#1- W/B 15 Mile Rd. (Center Lane Shift Closure) [Manhole Work]</p>	\$1,300.00

3	1 ea		\$1,200.00 ea	<p>Traffic Control Planning (Non-Engineered) (2 Phase)</p> <p>Includes site verification survey and/or verification of existing conditions, traffic planning, and publication of traffic control plans. All plans are designed in accordance with the M.U.T.C.D. (latest edition), and are submitted to the specifications of the requiring Agency. A four (4) hour minimum is charged on traffic plans, including the submittal of a standard non-engineered plan.</p> <p>Price includes the following:</p> <ul style="list-style-type: none"> - All plans produced at 1:40" scale on B-size (11" x 17") sheets <p>The following are not included in this price:</p> <ul style="list-style-type: none"> - Traffic signal plans - Street Lighting plans - Agency plan check fees - Traffic studies (including traffic counting) - Meetings and/or presentations with Cities or other Agencies (other than initial job-walk / project meeting) - More than two (2) corrections from the agency or two (2) submittals - Design changes or modifications not discussed prior to the first draft and/or added after the initial plan submittal (requested by either Customer or Agency) - Plan sets after first four (4) bond and/or one (1) vellum - Traffic control services, equipment, or maintenance - Permits (encroachment, public works, street improvements, etc.) - Price will not include an engineer stamp on traffic control plans. - Special Provisions not provided at time of bid - Price will not include traffic control plans for traffic signal construction drawings - Price will not include traffic control plans for striping plans <p>Price will be based on drawing a three (3) phase non-engineered traffic control plan for the locations listed below:</p> <p>Phase#1- N/B Hayes Rd. (Center Lane Shift Closure) [Manhole Work] Phase#2 - E/B 15 Mile Rd. (#2 Single Lane Closure & Sidewalk Closure) [Manhole Work]</p>	\$1,200.00
4	1 ea		\$200.00 ea	<p>Plan Check Fee (City of Sterling Heights)</p> <p>Agency fee for review of traffic control plans, this does not include any permit(s) or other costs. Fee structure to be determined by Agency, and may be included in the final permit cost.</p>	\$200.00
5	1 ea		\$238.50 ea	<p>City of Sterling Heights Encroachment Permit Fee (Cost Only TBD)</p> <p>Estimated cost of encroachment permit required for this work. Service fee for obtaining this permit, including application and runner fee, is not included in this price. Estimate based on current permit rates; due to Agency requirements and pricing structure variations permit price is subject to change without notice. If sum of Agency's permit fees exceed \$750.00 a 15% surcharge will also be applied. Unless specified otherwise, all permits will be pulled in name of Customer.</p> <p>Price will based on City of Sterling Heights inspecting agency fee schedule listed below:</p> <p>Minimum Fee - \$50.00 1/4 of 1% of earth disrupting costs of first \$500,000.00 1/8 of 1% of earth disrupting costs in excess of \$500,000.00</p> <p>Underground private utilities \$.03 per foot 7,950 lineal feet x \$.03 / ft = \$238.50</p> <p>Earth disrupting costs include installation of sanitary sewer, storm sewer, water mains, paving, parking lots, grading, stripping, site preparation, and access roads.</p> <p>**Final price to be determined by inspecting agency**</p>	\$238.50
6	1 ea		\$300.00 ea	<p>Plan Check Fee (Macomb County)</p> <p>Agency fee for review of traffic control plans, this does not include any permit(s) or other costs. Fee structure to be determined by Agency, and may be included in the final permit cost.</p>	\$300.00

7	1 ea		\$500.00 ea	<p>Macomb County Encroachment Permit Fee (Cost Only TBD)</p> <p>Estimated cost of encroachment permit required for this work. Service fee for obtaining this permit, including application and runner fee, is not included in this price. Estimate based on current permit rates; due to Agency requirements and pricing structure variations permit price is subject to change without notice. If sum of Agency's permit fees exceed \$750.00 a 15% surcharge will also be applied. Unless specified otherwise, all permits will be pulled in name of Customer.</p> <p>Price will based on Macomb County inspecting agency fee schedule listed below:</p> <p>Approach Permit Fee: Commercial Each lot \$250.00</p> <p>Construction within The Right-of-Way: Underground Installations \$250.00</p> <p>Estimated Total: \$500.00</p> <p>**Final price to be determined by inspecting agency**</p>	\$500.00
8	2 ea		\$350.00 ea	<p>Encroachment Permit TMI Service Fee</p> <p>Includes submittal of one (1) application and acquisition of permit documents (does not include cost of permit). Additional charges may apply if the permit process exceeds the standard permit process of the issuing Agency. Unless specified otherwise, all permits will be pulled in name of Customer.</p>	\$700.00
9				<p>Bidding Without Plans</p> <p>This estimate is based on description of scope of work as provided by Customer at time of request. Final estimated price to be determined when specific conditions/provisions are provided or traffic control plans have been approved by the Agency. Mobilization costs include up to forty (40) miles from TMI office.</p>	

EXCLUSIONS:

The following is not included in this estimate: Tax; Traffic Signal Plans; Posting of "No Parking" Signs; Lost or damaged equipment; Equipment maintenance; Business and/or resident notification; Temporary striping or striping removal; Prevailing wage labor rates; Construction fencing; Steel/trench plates; Changeable message signs (CMS); Custom signage; Replacement or modification of existing facilities; Other

STANDARD TERMS & CONDITIONS:

1) Although TMI maintains standard general liability, workers compensation, and other insurance coverages, additional costs may be incurred for the issuance of insurance certificates that require special wording, endorsements, or additional coverages or policy changes. 2) Information provided herein should be relied on for estimating purposes only. 3) This estimate is based on information available and/or provided at the time of the estimate request, such as current permit rates and requirements from public agencies, and is subject to change without notice. 4) TMI reserves the right to modify this estimate should the scope of the project change or additional information is provided. 5) Unless otherwise specified, individual line items and rates are based on acceptance of the estimate as a whole. Significant changes in quantities, addition/deletion of line-items, or selection of single line-items may result in price changes. 6) Prices are valid for up to 60 days. 7) All orders for standard traffic control and equipment (without permit or posting requirements), will require at least three working days advance notice; additional time may be required for non-standard and/or large scale traffic control. General

availability of traffic control is not guaranteed and is subject to availability and schedule of TMI crews and equipment. Allow up to 14 working days for traffic plan turn-around (from time of order to initial submittal.) Agency approval and turn-around time of traffic control plans may vary and cannot be guaranteed. 8) Permit approval and timeline often vary from Agency to Agency and no guarantee of approval or approval timeline is represented. 9) Compensation will be charged for jobs that require special safety training requirements and security clearance. 10) Unless stated otherwise, this estimate is based on work being performed during normal field working hours (7:00am to 3:30pm) Monday through Friday. Additional costs will be incurred and invoiced for after hours work, weekend and/or holidays. 11) ACCEPTANCE OF THIS ESTIMATE: Unless otherwise agreed in writing, acceptance of this estimate shall authorize TMI to perform all work as stated, and this document shall serve as the binding contract, subject to the terms and conditions herein. 12) FUEL SURCHARGE: A fuel surcharge may be applied to any services requiring travel, transportation or mobilization. 13) RENTAL PROTECTION PROGRAM: All rental orders will be automatically enrolled in Rental Protection Plan (RPP) unless opted out by customer. If customer opts out of RPP, customer assumes sole responsibility for damaged or lost equipment. RPP is not available for registered motor vehicles such as TMA's and traffic control trucks. RPP surcharge will only be applied to equipment rental charges, and not be applied to delivery, installation, removal, or other labor and service charges. RPP Coverage Exclusions: Lost, stolen, or missing equipment; damage resulting from customer misuse or negligence; damages of any kind to third parties.

<p>x Michael Pacheco _____</p> <p>TMI ESTIMATOR</p>	<p>x _____</p> <p>CUSTOMER ACKNOWLEDGEMENT</p>	<p>DATE PREPARED: 3/3/2022</p>	<p>ESTIMATED TOTAL: \$4,438.50</p>
---	--	------------------------------------	---


ESTIMATE N^o E-126882

Page 1 of 2

877-763-3905
 248-352-2972 fax
 www.trafficmanagement.com

TRAFFIC MANAGEMENT, INC.

25900 8 Mile Rd
 Southfield, MI 48033



COMPANY: Oscar Renda Contracting, INC			PHONE: (817) 293-4263	FAX: 817-491-1627
---	--	--	--------------------------	----------------------

CONTACT PERSON: Cesar Garcia	DIRECT PHONE/EXT: (214) 713-4464	DIRECT FAX:	CELL PHONE:	EMAIL: cgarcia@southlandholdings.com
---------------------------------	-------------------------------------	-------------	-------------	---

COMPANY ADDRESS: 608 henrietta Creek Road	CITY, STATE, ZIP: Roanoke, TX 76262
--	--

JOB LOCATION: 12650 15 Mile Road	CITY / COMMUNITY: Sterling Heights	T.B. MAP PAGE:
-------------------------------------	---------------------------------------	----------------

PROJECT INFORMATION: Romeo Arm Interceptor Lining Segment 5
--

OTHER INFO: Prevailing Wage / Weekday Work	CUST. REF #: N/A	PLAN REFERENCE: Detroit Branch
---	---------------------	-----------------------------------

CUSTOMER WORK DESCRIPTION: Rehabbing underground utilities and our access point (manhole)
--

APPROX. START DATE:	START TIME:	WORK HOURS / DURATION TBD	RFQ #:
---------------------	-------------	------------------------------	--------

LN #	QTY	QTY	QTY	RATE	ITEM / DESCRIPTION	TOTAL
2		1 ea		\$1,200.00 ea	<p>Traffic Control Planning (Non-Engineered) (Revision)</p> <p>Includes site verification survey and/or verification of existing conditions, traffic planning, and publication of traffic control plans. All plans are designed in accordance with the M.U.T.C.D. (latest edition), and are submitted to the specifications of the requiring Agency. A four (4) hour minimum is charged on traffic plans, including the submittal of a standard non-engineered plan.</p> <p>Price includes the following:</p> <ul style="list-style-type: none"> - All plans produced at 1:40" scale on B-size (11" x 17") sheets <p>The following are not included in this price:</p> <ul style="list-style-type: none"> - Traffic signal plans - Street Lighting plans - Agency plan check fees - Traffic studies (including traffic counting) - Meetings and/or presentations with Cities or other Agencies (other than initial job-walk / project meeting) - More than two (2) corrections from the agency or two (2) submittals - Design changes or modifications not discussed prior to the first draft and/or added after the initial plan submittal (requested by either Customer or Agency) - Plan sets after first four (4) bond and/or one (1) vellum - Traffic control services, equipment, or maintenance - Permits (encroachment, public works, street improvements, etc.) - Price will not include an engineer stamp on traffic control plans. - Special Provisions not provided at time of bid - Price will not include traffic control plans for traffic signal construction drawings - Price will not include traffic control plans for striping plans <p>Price will be based on drawing a revised non-engineered traffic control plan for the locations listed below:</p> <p>Plan Order# 68598-2 Sheets 5-7</p>	\$1,200.00

EXCLUSIONS:

The following is not included in this estimate: Tax; Encroachment Permits; Traffic Signal Plans; Posting of "No Parking" Signs; Lost or damaged equipment; Equipment maintenance; Business and/or resident notification; Temporary striping or striping removal; Prevailing wage labor rates; Construction fencing; Steel/trench plates; Changeable message signs (CMS); Custom signage; Replacement or modification of existing facilities; Other

STANDARD TERMS & CONDITIONS:

1) Although TMI maintains standard general liability, workers compensation, and other insurance coverages, additional costs may be incurred for the issuance of insurance certificates that require special wording, endorsements, or additional coverages or policy changes. 2) Information provided herein should be relied on for estimating purposes only. 3) This estimate is based on information available and/or provided at the time of the estimate request, such as current permit rates and requirements from public agencies, and is subject to change without notice. 4) TMI reserves the right to modify this estimate should the scope of the project change or additional information is provided. 5) Unless otherwise specified, individual line items and rates are based on acceptance of the estimate as a whole. Significant changes in quantities, addition/deletion of line-items, or selection of single line-items may result in price changes. 6) Prices are valid for up to 60 days. 7) All orders for standard traffic control and equipment (without permit or posting requirements), will require at least three working days advance notice; additional time may be required for non-standard and/or large scale traffic control. General

availability of traffic control is not guaranteed and is subject to availability and schedule of TMI crews and equipment. Allow up to 14 working days for traffic plan turn-around (from time of order to initial submittal.) Agency approval and turn-around time of traffic control plans may vary and cannot be guaranteed. 8) Permit approval and timeline often vary from Agency to Agency and no guarantee of approval or approval timeline is represented. 9) Compensation will be charged for jobs that require special safety training requirements and security clearance. 10) Unless stated otherwise, this estimate is based on work being performed during normal field working hours (7:00am to 3:30pm) Monday through Friday. Additional costs will be incurred and invoiced for after hours work, weekend and/or holidays. 11) ACCEPTANCE OF THIS ESTIMATE: Unless otherwise agreed in writing, acceptance of this estimate shall authorize TMI to perform all work as stated, and this document shall serve as the binding contract, subject to the terms and conditions herein. 12) FUEL SURCHARGE: A fuel surcharge may be applied to any services requiring travel, transportation or mobilization. 13) RENTAL PROTECTION PROGRAM: All rental orders will be automatically enrolled in Rental Protection Plan (RPP) unless opted out by customer. If customer opts out of RPP, customer assumes sole responsibility for damaged or lost equipment. RPP is not available for registered motor vehicles such as TMA's and traffic control trucks. RPP surcharge will only be applied to equipment rental charges, and not be applied to delivery, installation, removal, or other labor and service charges. RPP Coverage Exclusions: Lost, stolen, or missing equipment; damage resulting from customer misuse or negligence; damages of any kind to third parties.

x Michael Pacheco _____ TMI ESTIMATOR	x _____ CUSTOMER ACKNOWLEDGEMENT	DATE PREPARED: 3/24/2022	ESTIMATED TOTAL: \$1,200.00
---	-------------------------------------	-----------------------------	---------------------------------------



To: Oscar Renda Contracting (Southland Holdings)	Contact:
Address: 608 Henrietta Creek Rd	Phone: (817) 491-2703
	Email:
Project Name: Mi - Sterling Heights - Romeo Arm Lining - Segment 5	Bid Number: 2211149
Project Location:	Bid Date: 2/17/2022

Item #	Item Description	Estimated Quantity	Unit	Unit Price	Total Price
1	Sanitary Sewer, UV CIPP, 18 Inch	125.00	LF	\$492.00	\$61,500.00
2	Sanitary Sewer, UV CIPP, 24 Inch	32.00	LF	\$1,050.00	\$33,600.00
3	Sanitary Sewer, UV CIPP, 36 Inch	168.00	LF	\$718.00	\$120,624.00
4	Pipe Cleaning & CCTV - Light Cleaning, Liner Prep	2.00	DY	\$3,500.00	\$7,000.00
5	Mobilization / Demobilization	1.00	EACH	\$30,000.00	\$30,000.00

Total Bid Price: \$252,724.00

Notes:

- If necessary, Owner / Contractor will provide dewatering, damming, flow control, and / or bypass pumping
- If necessary, Owner / Contractor will provide maintenance of traffic (MOT) and / or traffic control.
- Owner / Contractor will provide a portable hydrant meter for our use free of charge.
- Owner / Contractor will provide access to each and every manhole and or structure. This may include but not limited locating, exposing, and raising buried MH's prior to our crew mobilizing.
- If necessary, Owner / Contractor will provide Permits & Fees. Vortex will provide our standard insurance coverage. OCP or railroad insurance & or longshoreman insurance is not included.
- Mechanical Cleaning / Tuberculation removal not included in bid proposal.
- If bond is needed please add 1.5%.
- Our Bid Proposal is valid for 60 days from the bid date.
Site Restoration will be performed by Others.
- This is a unit priced contract and the actual billing will be based on installed quantities. If the installed quantities vary greater than 10% of the bid quantities, Vortex reserves the right to adjust our unit price accordingly.
- Our bid proposal as submitted reflects the current material pricing established on or before the bid date listed within our proposal. In the event of unforeseen price increases of our raw materials, Vortex reserves the right to adjust our unit rate or overall bid proposal accordingly to account for such price increases.
- Payment terms: Net 30 days. Interest will be added to balances outstanding after 30 days
- Payment terms: Net 30 days. Interest will be added to balances outstanding after 30 days
- Vortex's bid proposal shall be incorporated into the subcontract agreements. Vortex will initiate this project upon an agreement or receipt of a subcontract or purchase order. Copies of payment and performance bonds must be provided to Vortex.
- **Liner thickness is based on preliminary analysis and assumptions. Condition of host pipes is unknown. We were not provided with any pictures, videos, inspection reports, or water table. Also, a site visit was not performed. Therefore, we reserve the right to revise our thickness and unit price depending on actual field conditions and or ovality. Ovality was assumed at 0%.
- **Scope of work performed by Vortex Services for UV Cured-In-Place-Pipe:**
 - Provide pre-work submittal
 - Provide light pre-cleaning for lining prep (day rate)
 - Provide all labor, material and equipment to install UV CIPP - Pull-in method
 - Provide all labor material and equipment to install push-in CIPP Repair for blind tap segment
 - Mobilize equipment and personnel necessary to complete rehabilitation
 - Provide Professional Engineer's Stamp
 - Provide Pre and Post CCTV Inspections
- Quantities and pipe segments relative to depth, condition and degree of ovality are subject to field verification.

- **Proposal does NOT include following:**
 - Union Rates
 - Furnishing bid, performance, or payment bonds (provided upon request)
 - Bypass Pumping / damming / Flow Control
 - Traffic control
 - Heavy cleaning, material disposal or obstruction removal
 - Heavy infiltration control (see note below)
 - Pressure grouting
 - Well point/dewatering to lower water table
 - Site clearing or excavation
 - Invert Repair
 - Permits, Fees
- **General Notes & Conditions:**
 - Non-weather related delays (may include, but NOT limited to: Owner requested changes; Road closures due to community, city or private events; Utility conflicts or relocations not within our scope, any work stoppages outside the control of Vortex Services) will result in additional fees of \$10,000/day.
 - Customer/Contractor to provide access for equipment within 50ft of pipe. Site access to be determined by physical inspection
 - Customer/Contractor to provide potable water supply (i.e. hydrant & meter in place)
 - Pricing based on one (1) shift (10-12 hours/day; 6 days/week) and does not include working holidays and/or Sundays.
 - Quantities and pipe segments relative to depth, condition and degree of ovality are subject to field verification.
 - Heavy infiltration means infiltration that meets the definition of a "runner" or "gusher", as defined by NASSCO's Pipeline Assessment Certification Program. Runner - water running into the sewer through a faulty joint or pipe wall. A continuous flow will be visible. Gusher - water entering the pipe "under pressure" through a defect or faulty joint.
 - infiltration Control is not included in this Bid Proposal. If needed it will be invoiced on a T&M basis.
 - Proposal does not include any manhole ring and cover adjustments or raising / lowering. Proposal does not include installing of any inflow dish and chimney seals.
 - For any debris collected from the Manhole (MH) rehab process, if needed Owner / Contractor will provide a Vac Truck to remove debris collected and dispose the debris that is pulled from the cleaning process.
 - This proposal is based on local prevailing wage rates (MI 202100075 8/20/2021), non-union. Any union coverage required would be the responsibility of the general contractor.
- Vacuum, hydrostatic, holiday/spark testing are not included in this bid proposal.

<p>ACCEPTED: The above prices, specifications and conditions are satisfactory and are hereby accepted.</p> <p>Buyer: _____</p> <p>Signature: _____</p> <p>Date of Acceptance: _____</p>	<p>CONFIRMED: Vortex Services LLC</p> <p>Authorized Signature: _____</p> <p>Estimator: Conor McManus (203) 501-3109 conor.mcmanus@vortexcompanies.com</p>
---	---

Change Order Item Number 004-2:
WCD #4 Additional Manhole Rehabilitation

WORK CHANGE DIRECTIVE NO. 4: Additional Manhole Rehabilitation

Owner: Macomb Interceptor Drain Drainage
District
Engineer: FK Engineering Associates
Contractor: Oscar Renda Contracting
Project: Romeo Arm Lining – Segment 5
Contract Name: Romeo Arm Lining – Segment 5
Date Issued: October 5, 2021
Owner’s Project No.: WWS-2020-007
Engineer’s Project No.: 20-152
Contractor’s Project No.: WO19024
Effective Date of Work Change Directive: October 5, 2021

Contractor is directed to proceed promptly with the following change(s):

Description:

Provide manhole rehabilitation in accordance with the attached drawing for manholes RA-MH-007, RA-MH-008, and RA-MH-009 of the Romeo Arm Interceptor. Unit Price paid will be payment in full for all labor, material, and equipment required for cleaning and/or preparation of the wall of the manholes and spray lining approximately 2,000 square feet of manholes, warranty, material installation, post installation videos, repair of any leaks, cracks, holes, seams, damage, etc., and all other items necessary to complete the lining work in accordance with the Contract Documents.

Attachments:

Plan & Profile Plan Sheet of Manhole Locations

Purpose for the Work Change Directive:

Work was not included as part of original project

Directive to proceed promptly with the Work described herein, prior to agreeing to change in Contract Price and Contract Time, is issued due to:

Notes to User—Check one or both of the following

Non-agreement on pricing of proposed change. Necessity to proceed for schedule or other reasons.

Estimated Change in Contract Price and Contract Times (non-binding, preliminary):

Contract Price: **\$ not yet estimated**

Contract Time: **not yet estimated** days

Basis of estimated change in Contract Price:

Lump Sum Unit Price Cost of the Work Other

Recommended by Engineer

Authorized by Owner

By: Zach Carr, P.E.

Stephen Downing

Title: Vice President

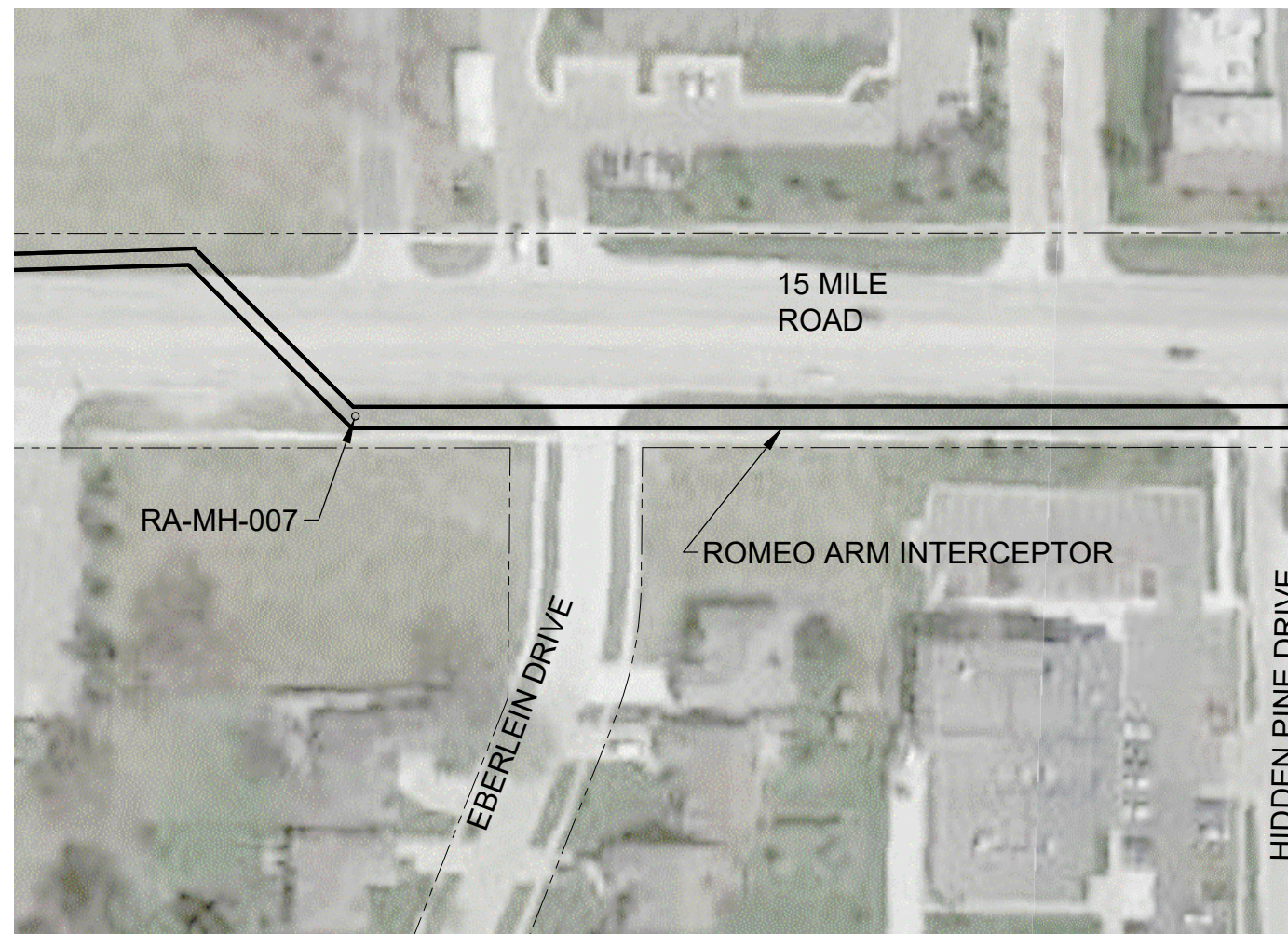
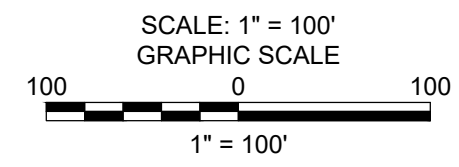
Construction & Maintenance Manager

Date: October 5, 2021

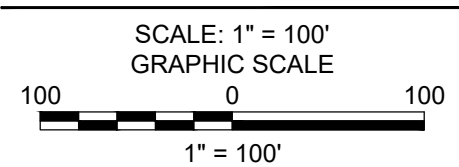
October 5, 2021

PLOT INFO: S:\PROJECT FILES\2019 PROJECT FILES\19-134 MCPWO ROMEO ARM LINING SEGMENT 5\CAD\PLAN SHEETS\C-1 TO C-6.DWG LAYOUT: WCD-4 DATE: 9/10/2021 TIME: 3:48:38 PM USER: WORKSTATION

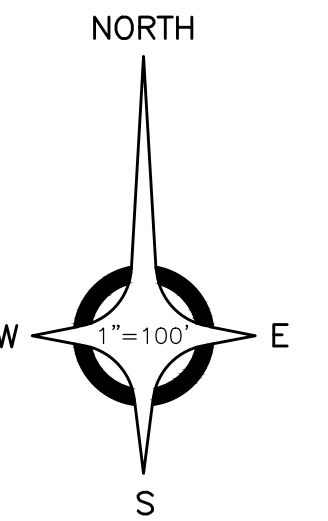
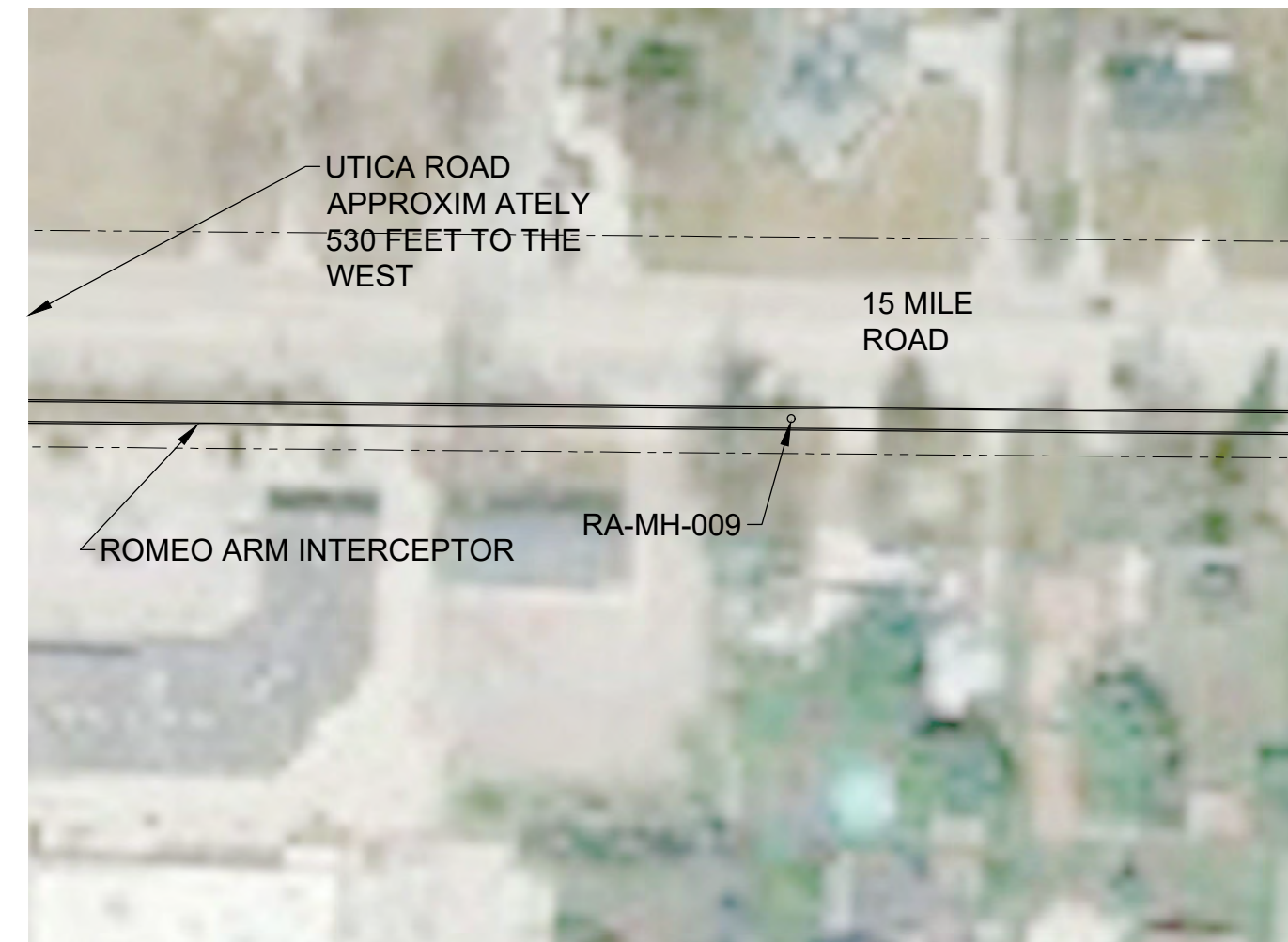
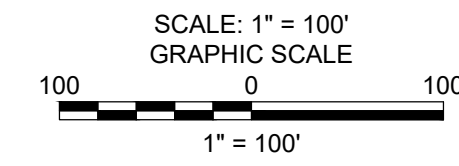
RA-MH-007 PLAN VIEW



RA-MH-008 PLAN VIEW

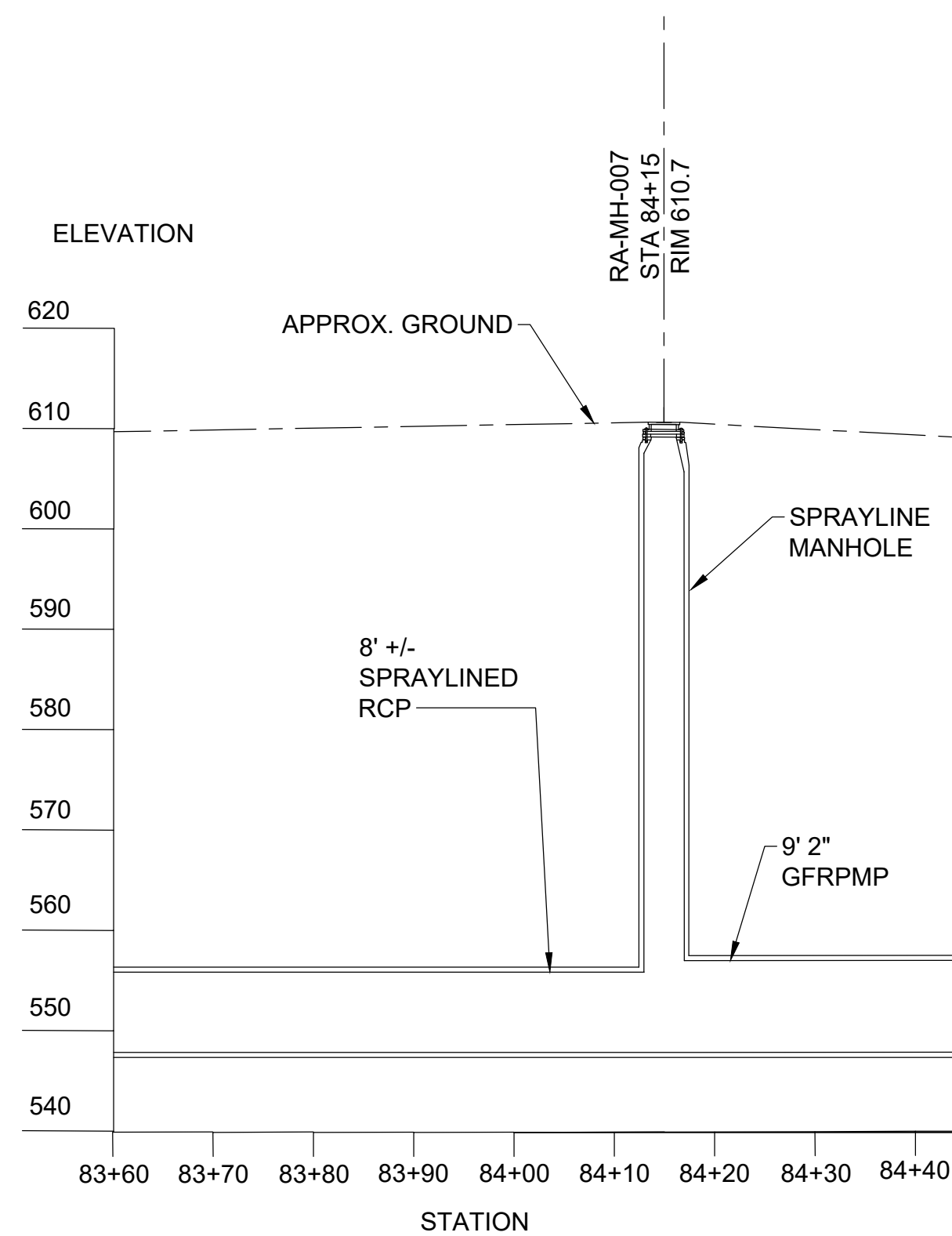


RA-MH-009 PLAN VIEW



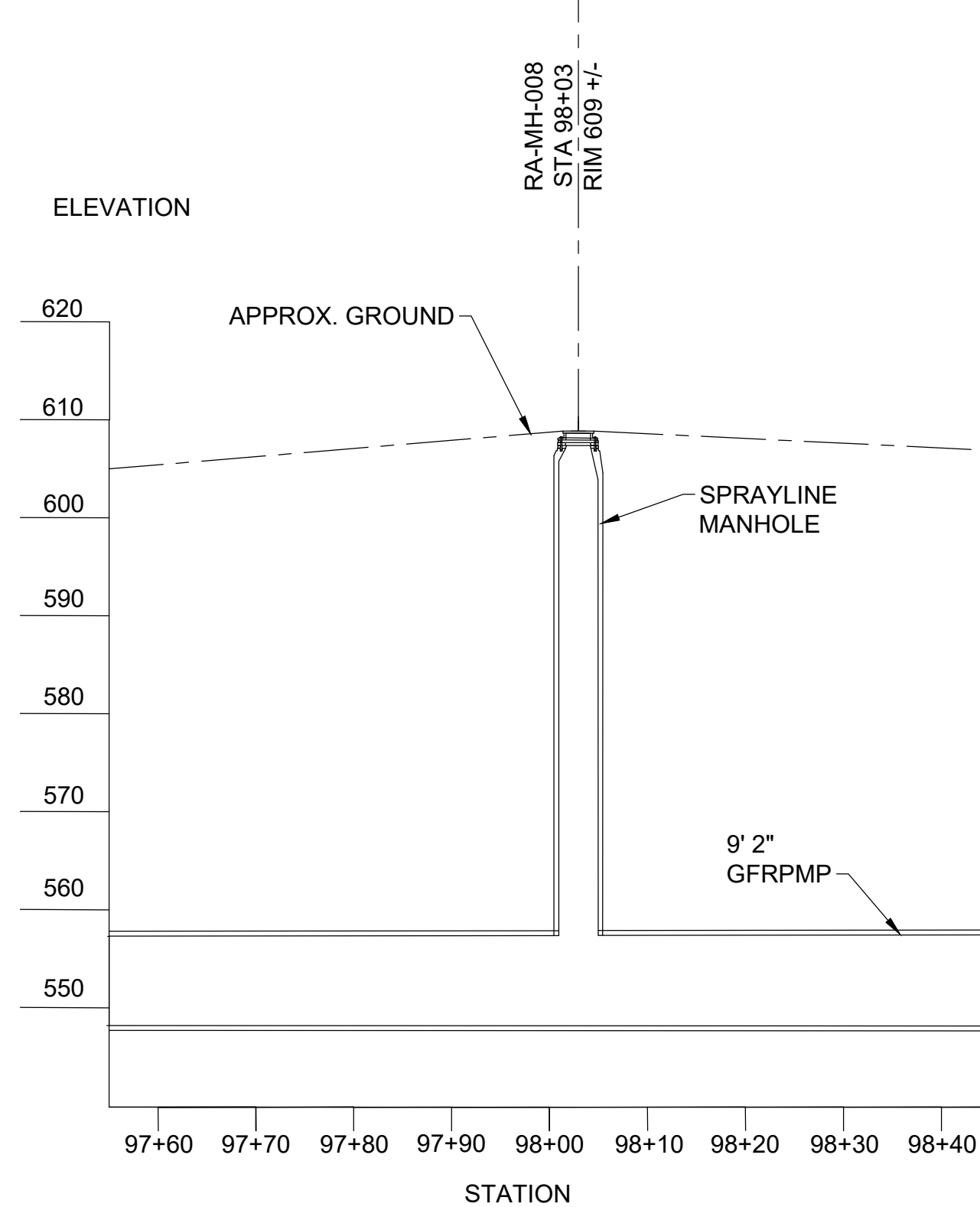
RA-MH-007 PROFILE VIEW

SCALE: 1" = 15'



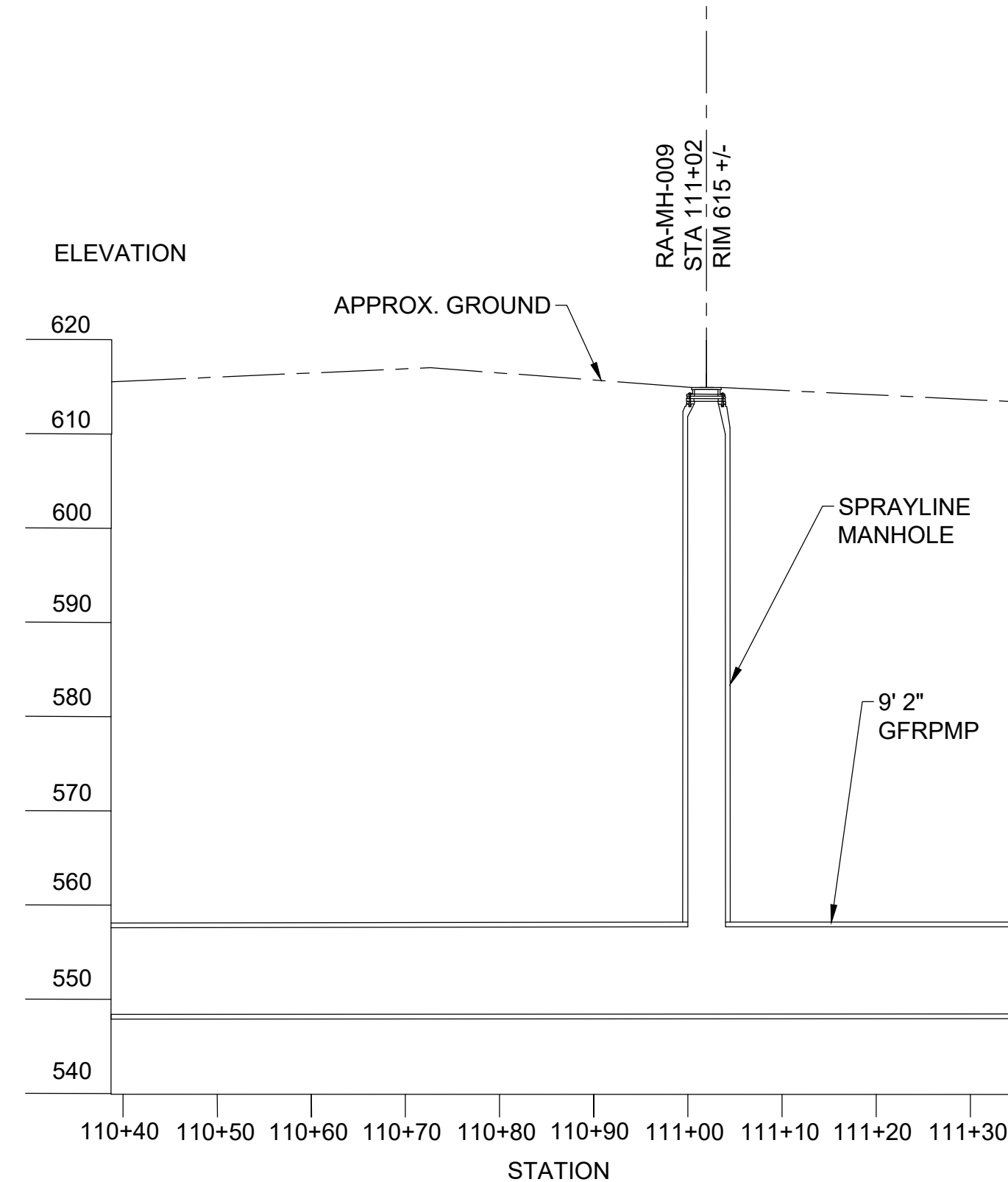
RA-MH-008 PROFILE VIEW

SCALE: 1" = 15'



RA-MH-009 PROFILE VIEW

SCALE: 1" = 15'



Note: Thickness of spray lining to be a minimum of 1" thick at manhole locations.

NOTE:
THE 9'-2" SEWER FROM STATIONS 84+15 AND 123+72/CS-3 WAS PROVIDED BY THE MCPWO HISTORICAL DRAWINGS. MINOR DIPS AND ELEVATION CHANGES COULD BE PRESENT AND ARE NOT SHOWN ON THE PROFILE. THIS PIPE WAS LINED WITH PL8000 BETWEEN STATIONS 82+75 AND 84+15 IN 2017. THE SEGMENT OF INTERCEPTOR SEWER BETWEEN STATIONS 84+15 AND 123+72/CS-3 WAS LINED WITH GLASS FIBER REINFORCED POLYMER PIPE IN 2017.

WORK CHANGE DIRECTIVE #4
SPRAYLINE MHS

ROMEO ARM INTERCEPTOR
SEGMENT 5 LINING
STERLING HEIGHTS AND FRASER, MICHIGAN

MACOMB COUNTY PUBLIC WORKS
COMMISSIONER

CANDICE S. MILLER

21777 Dunham Road, Clinton Township, MI 48036

ENGINEER

REV.	BY	DATE	DESCRIPTION
1	NJB	8/25/2020	ADDED EASEMENT AND ROW LINES
---	---	---	---
---	---	---	---
---	---	---	---
---	---	---	---
---	---	---	---
---	---	---	---

PROJECT NO. WWS-2020-007	SCALE AS SHOWN	SHEET NO. WCD-4
-----------------------------	-------------------	--------------------



Tuesday, June 8, 2022

Stephen Downing
Macomb County Public Works
21777 Dunham Road
Clinton Township, MI 48036

Ref: Romeo Arm Interceptor Seg 5 Lining #WWS-2020-007

Sub: WCD 4 – Additional Manhole Rehabilitation

Mr. Downing,

Oscar Renda Contracting, Inc. (ORC) is pleased to forward the attached cost summary for proposed Work Change Directive 4, as requested. This includes rehabilitation, in accordance with the attached drawings & specifications, for manholes RA-MH-007, RA-MH-008, & RA-MH-009 along the Romeo Arm Interceptor. This work includes cleaning and preparing of the wall of the manholes and spray lining approximately 2,000 square feet of manholes at 1" thickness.

ORC's price for furnishing all supervision, labor, material, and equipment for completion of the work outlined is \$198,102.08 (one hundred ninety-eight thousand one hundred two dollars and eight cents).

Additionally, ORC requests a time extension of 14 calendar days (10 working days) be added to the Contract to compete the work outlined herein.

Your prompt written approval of this proposal is greatly appreciated. Please call or email if you require additional information.

Thank you,

Marco Bartolomei

Area Manager
Southland Holdings, LLC. | Oscar Renda Contracting, Inc.
847.877.0839 m
817.293.4263 p
817.293.5065 f

ATT: WCD 4 – Additional Manhole Rehabilitation

608 Henrietta Creek Road | Roanoke Texas 76262



COST CHANGE REQUEST

DATE: 03/18/22

RFP **WCD 4**

PROJECT: Romeo Arm Interceptor
 OWNER: Macomb County
 ENGINEER: FK Engineering
 CONTRACTOR: Oscar Renda Contracting, Inc.

Description: WCD 4 - Additional Manhole Rehabilitation
 Time Extension Request: 8 Days
 Working Days: 6 Days
 Calendar Days: 8 Days

SUMMARY SHEET

1 MATERIAL					\$ 65,500.00
Material Cost				\$ 65,500.00	
Sales Tax	@	6.00%		\$	-
Material Handling Cost	@	0.00%		\$	-
Expendable Material	@	0.00%		\$	-
 2 LABOR					 \$ 44,569.44
	Manhours	480.00 @	\$49.45	\$	23,736.00
	Area Manager	15 @	\$80.00	\$	1,200.00
	Project Superintendent	60 @	\$65.00	\$	3,900.00
	Project Manager	60 @	\$65.00	\$	3,900.00
	Project Engineer	0 @	\$50.00	\$	-
				\$	-
	Labor Cost (Field)			\$	23,736.00
	Labor Cost (Supervision)			\$	9,000.00
	Labor Burden (Field)	@	25.0%	\$	5,934.00
	Labor Burden (Supervision)	@	55.0%	\$	4,950.00
	Tool Replacement Cost	@	4.00%	\$	949.44
 3 EQUIPMENT COSTS					 \$60,150.60
 4 SUBCONTRACTOR COST					 \$ -
					<u>\$ 170,220.04</u>
 5 BOND COST					 \$ 2,042.64
		@	1.2%		\$ 172,262.68
 6A OH / P (On ORC Cost)					 \$ 25,839.40
		@	15%		
 6B OH / P (On ORC Cost)					 \$ -
		@	5%		
 CHANGE REQUEST TOTAL					 \$ 198,102.08

EQUIPMENT WORKSHEET # 2

OPERATING WEIGHT	DESCRIPTION	TIME USED	UNIT	Operating Cost	Standby Cost	Total Cost
	Equipment - Geopolymer Spraylining	6.00	Day	\$10,025.10	0.00	\$60,150.60

TOTAL EQUIPMENT COST

\$60,150.60

Macomb County &
Oscar Renda Contracting

PROJECT RAI Segement 5 - Lining WORK CHANGE DIRECTIVE 4

CONTRACTOR Oscar Renda Contracting DATE _____

TIME & MATERIAL DAILY LOG

Activity Description: Geopolymer spray lining of MH7, MH8 & MH9.

MATERIALS USED	Quantity	UNIT COST	TOTAL
Material Total=			\$ -

EQUIPMENT USED	HRS REG	HRS STAND BY	RATE REG	RATE STAND BY	TOTAL
Excavator 3.05E+04 - CEX5139	0	0	\$ 39.76	\$ 11.62	\$ -
Komatsu PC88MR-10 - CEX5141	10	0	\$ 74.63	\$ 22.35	\$ 746.30
Mayco LS-50 Grout Pump - CGP5060	0	0	\$ 42.23	\$ 9.07	\$ -
Skid Steer John Deere 331G - CTL5196	10	0	\$ 57.02	\$ 17.02	\$ 570.20
Diesel Blower ORC C1.1 - EDB2102	10	0	\$ 2.50	\$ 1.85	\$ 25.00
Fuel/ Grease Skid ORC 500 GAL	0	0	\$ 2.05	\$ 1.50	\$ -
Barco Hydraulic Pump F4L-914	0	0	\$ 10.25	\$ 7.65	\$ -
D&D Machine Hydraulic Pump 400D/4S-HH	0	0	\$ 10.25	\$ 7.65	\$ -
Generator Doosan G-190 - MGS1045	0	0	\$ 57.54	\$ 10.11	\$ -
Generator Wacker G25 - MGS2941	0	0	\$ 14.90	\$ 1.96	\$ -
Generator Atlas QAS70 T4F EB - MGS2942	10	0	\$ 30.90	\$ 4.41	\$ 309.00
Generator Hi Power HRJW460T6 - MGS5674	0	0	\$ 153.03	\$ 13.41	\$ -
Air Compressor Ingresol 185C - PAC1025	0	0	\$ 16.59	\$ 3.06	\$ -
Air Compressor Sullivan 375HDPQ-JD - PAC2256	10	0	\$ 26.83	\$ 4.78	\$ 268.30
Light Plant Magnum MT3060K - PLP5140	0	0	\$ 7.96	\$ 2.02	\$ -
Light Plant Magnum MT3060K - PLP5137	10	0	\$ 7.96	\$ 2.02	\$ 79.60
Terex Crane RT780 - RTC2927	10	0	\$ 236.85	\$ 63.10	\$ 2,368.50
Loader John Deere 744L - RTL5132	10	0	\$ 98.79	\$ 26.15	\$ 987.90
Broom Broce KR350 - SPB2922	0	0	\$ 43.75	\$ 10.04	\$ -
Skid Steer Bobcat S70 - SSL1018	0	0	\$ 27.35	\$ 8.34	\$ -
Utility Truck Chevrolet 2500 - UBT5090	10	0	\$ 24.48	\$ 3.67	\$ 244.80
Utility Trailer - UTR2812	10	0	\$ 9.39	\$ 2.43	\$ 93.90
Water Trailer - WTR5006	0	0	\$ 25.85	\$ 6.82	\$ -
Utility Truck Ford F-250 CB	10	0	\$ 22.62	\$ 3.19	\$ 226.20
Quadex Lining System	10	0	\$ 198.00	\$ 103.55	\$ 1,980.00
Welder Miller 302 Legend - EDW1355	0	0	\$ 6.77	\$ 1.05	\$ -
Pressure Washer Trailer	10	0	\$ 25.85	\$ 6.82	\$ 258.50
2" Trash Pump	10	0	\$ 7.02	\$ 0.94	\$ 70.20
Air Compressor 185 (UR)	0	0	\$ 49.50	\$ -	\$ -
Spin Master	10	0	\$ 179.67	\$ -	\$ 1,796.70
Equipment Total=					\$ 10,025.10

PERSONS	CRAFTS EMPLOYED	HRS REG	HRS OT	RATE REG	RATE OT	RATE FRINGE	TOTAL
1	E. Gutierrez, Crane Operator	8	2	\$ 34.63	\$ 51.95	\$ 24.35	\$ 624.43
2	B. Bossart, Eq. Operator	8	2	\$ 34.63	\$ 51.95	\$ 24.35	\$ 624.43
3	O. Aleman, Eq. Operator	8	2	\$ 34.63	\$ 51.95	\$ 25.35	\$ 634.43
4	J. Perez, Laborer	8	2	\$ 22.42	\$ 33.63	\$ 16.80	\$ 414.62
5	J. Munoz, Laborer	8	2	\$ 22.42	\$ 33.63	\$ 16.80	\$ 414.62
6	M. Lozano, Laborer	8	2	\$ 22.42	\$ 33.63	\$ 16.80	\$ 414.62
7	R. Flores, Laborer	8	2	\$ 22.42	\$ 33.63	\$ 16.80	\$ 414.62
8	I. Fields, Laborer	8	2	\$ 22.42	\$ 33.63	\$ 16.80	\$ 414.62
9	M. Clark, Bypass Watch	0	0	\$ 34.63	\$ 51.95	\$ 24.35	\$ -
10	A. Marshall, Bypass Watch	0	0	\$ 22.42	\$ 33.63	\$ 16.80	\$ -
11	S. Schouest, Crane Operator	0	0	\$ 34.63	\$ 51.95	\$ 18.80	\$ -
12	S. Lozano, Carpenter	0	0	\$ 32.70	\$ 49.05	\$ 28.94	\$ -
13	M. Luna, Carpenter	0	0	\$ 32.70	\$ 49.05	\$ 28.94	\$ -
14	S. Trevino, Carpenter	0	0	\$ 32.70	\$ 49.05	\$ 28.94	\$ -
15	M. Mirando, Carpenter	0	0	\$ 32.70	\$ 49.05	\$ 28.94	\$ -
				\$ -	\$ -		\$ -
Labor Total=						\$ 49.45	\$ 3,956.39

TOTAL COST \$ 13,981.49

We jointly certify that the above work was performed, and the quantities are correct as listed.

Contractor's Representative

Inspector

Quadex, LLC
18150 Imperial Valley Drive
Houston, TX 77060
713 750-9081



Due to extreme supply chain volatility across the industry, product pricing is now valid for 24 hours. Should you have prior prices or quotes please reach out for updated pricing regularly until further notice.

Quote 22191

Shipping Address: Oscar Renda Contracting Inc. 1100 Kubota Drive Grapevine, TX 76051	For: Oscar Renda Contracting Inc. 1100 Kubota Drive Grapevine, TX 76051	Customer #: 1324
--	---	-------------------------

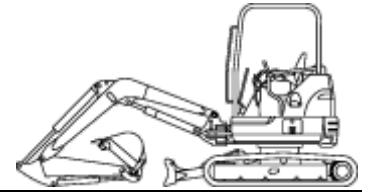
Customer's job: Quote date: 03/04/22 Ship date: Contact:	P.O.#: TBD Salesperson: Ryan Graham Pay terms: Net 30	Ship terms: PPA Ship via: Best F.O.B.: Muskogee, OK Ref:
--	--	---

Remarks:

Seq	Item code	Description	U/M	Quantity			Requested Ship Date	Sell Price	Amount
				Order	Shipped	Active			
001	QUPL-P	Quad-Plug - Pail(s)	PA	36.00				48.00	1,728.00
002	HYPE-B	Hyperform - Bag(s)	BG	56.00				37.97	2,126.32

Sub Total:	3,854.32
Sales Tax:	317.98
Total:	4,172.30

Rental Rate Blue Book®
Caterpillar 305E2 CR
 Crawler Mounted Compact Excavators

 Size Class:
5.1 - 6.0 MTons
 Weight:
N/A

Configuration for 305E2 CR

Operating Weight	11433 lbs	Operator Protection	ROPS
Power Mode	Diesel		

Blue Book Rates

** FHWA Rate is equal to the monthly ownership cost divided by 176 plus the hourly estimated operating cost.

	Ownership Costs				Estimated Operating Costs Hourly	FHWA Rate** Hourly
	Monthly	Weekly	Daily	Hourly		
Published Rates	USD \$3,780.00	USD \$1,060.00	USD \$265.00	USD \$40.00	USD \$16.52	USD \$38.00
Adjustments						
Region (Michigan: 108.2%)	USD \$309.96	USD \$86.92	USD \$21.73	USD \$3.28		
Model Year (2021: 100%)	-	-	-	-		
Adjusted Hourly Ownership Cost (100%)	-	-	-	-		
Hourly Operating Cost (100%)					-	
Total:	USD \$4,089.96	USD \$1,146.92	USD \$286.73	USD \$43.28	USD \$16.52	USD \$39.76

Non-Active Use Rates

	Hourly
Standby Rate	USD \$11.62
Idling Rate	USD \$28.63

Rate Element Allocation

Element	Percentage	Value
Depreciation (ownership)	45%	USD \$1,701.00/mo
Overhaul (ownership)	39%	USD \$1,474.20/mo
CFC (ownership)	3%	USD \$113.40/mo
Indirect (ownership)	13%	USD \$491.40/mo
Fuel (operating) @ USD 3.27	33%	USD \$5.39/hr

Revised Date: 3rd quarter 2021

These are the most accurate rates for the selected Revision Date(s). However, due to more frequent online updates, these rates may not match Rental Rate Blue Book Print. Visit the Cost Recovery Product Guide on our Help page for more information.

 The equipment represented in this report has been exclusively prepared for STEPHEN STEPHENS
 (equipment@oscarrenda.com)

Rental Rate Blue Book®
Komatsu PC88MR-10
 Crawler Mounted Hydraulic Excavators

 Size Class:
8.1 - 10.0 MTons
 Weight:
N/A
Configuration for PC88MR-10

 Operating Weight **18739 lbs** Power Mode **Diesel**
Blue Book Rates

** FHWA Rate is equal to the monthly ownership cost divided by 176 plus the hourly estimated operating cost.

	Ownership Costs				Estimated Operating Costs Hourly	FHWA Rate** Hourly
	Monthly	Weekly	Daily	Hourly		
Published Rates	USD \$7,265.00	USD \$2,035.00	USD \$510.00	USD \$77.00	USD \$29.93	USD \$71.21
Adjustments						
Region (Michigan: 108.3%)	USD \$602.99	USD \$168.90	USD \$42.33	USD \$6.39		
Model Year (2021: 100%)	-	-	-	-		
Adjusted Hourly Ownership Cost (100%)	-	-	-	-		
Hourly Operating Cost (100%)					-	
Total:	USD \$7,868.00	USD \$2,203.91	USD \$552.33	USD \$83.39	USD \$29.93	USD \$74.63

Non-Active Use Rates

	Hourly
Standby Rate	USD \$22.35
Idling Rate	USD \$50.58

Rate Element Allocation

Element	Percentage	Value
Depreciation (ownership)	38%	USD \$2,760.70/mo
Overhaul (ownership)	51%	USD \$3,705.15/mo
CFC (ownership)	3%	USD \$217.95/mo
Indirect (ownership)	8%	USD \$581.20/mo
Fuel (operating) @ USD 3.27	20%	USD \$5.88/hr

Revised Date: 3rd quarter 2021

These are the most accurate rates for the selected Revision Date(s). However, due to more frequent online updates, these rates may not match Rental Rate Blue Book Print. Visit the Cost Recovery Product Guide on our Help page for more information.

 The equipment represented in this report has been exclusively prepared for STEPHEN STEPHENS
 (equipment@oscarrenda.com)

Rental Rate Blue Book®
Deere 331G
 Compact Track Loaders

 Size Class:
2851 - 3200 lbs
 Weight:
 N/A

Configuration for 331G

Horsepower	88.5 hp	Operator Protection	ROPS/FOPS
Power Mode	Diesel		

Blue Book Rates

** FHWA Rate is equal to the monthly ownership cost divided by 176 plus the hourly estimated operating cost.

	Ownership Costs				Estimated Operating Costs Hourly	FHWA Rate** Hourly
	Monthly	Weekly	Daily	Hourly		
Published Rates	USD \$5,475.00	USD \$1,535.00	USD \$385.00	USD \$58.00	USD \$22.99	USD \$54.10
Adjustments						
Region (Michigan: 109.4%)	USD \$514.65	USD \$144.29	USD \$36.19	USD \$5.45		
Model Year (2021: 100%)	-	-	-	-		
Adjusted Hourly Ownership Cost (100%)	-	-	-	-		
Hourly Operating Cost (100%)					-	
Total:	USD \$5,989.65	USD \$1,679.29	USD \$421.19	USD \$63.45	USD \$22.99	USD \$57.02

Non-Active Use Rates

Standby Rate	Hourly	USD \$17.02
Idling Rate	Hourly	USD \$44.74

Rate Element Allocation

Element	Percentage	Value
Depreciation (ownership)	37%	USD \$2,025.75/mo
Overhaul (ownership)	51%	USD \$2,792.25/mo
CFC (ownership)	2%	USD \$109.50/mo
Indirect (ownership)	10%	USD \$547.50/mo
Fuel (operating) @ USD 3.27	47%	USD \$10.71/hr

Revised Date: 3rd quarter 2021

These are the most accurate rates for the selected Revision Date(s). However, due to more frequent online updates, these rates may not match Rental Rate Blue Book Print. Visit the Cost Recovery Product Guide on our Help page for more information.

The equipment represented in this report has been exclusively prepared for STEPHEN STEPHENS (equipment@oscarrenda.com)

Rental Rate Blue Book®

Miscellaneous 40

Ventilating Blowers

Size Class:
30 - 49 HP
 Weight:
1200 lbs



Configuration for 40

Horsepower **40.0** Power Mode **Electric**
 Rpm **1,750**

Blue Book Rates

** FHWA Rate is equal to the monthly ownership cost divided by 176 plus the hourly estimated operating cost.

	Ownership Costs				Estimated Operating Costs Hourly	FHWA Rate** Hourly
	Monthly	Weekly	Daily	Hourly		
Published Rates	USD \$1,055.00	USD \$295.00	USD \$74.00	USD \$11.00	USD \$3.24	USD \$9.23
Adjustments						
Region (Michigan: 109.3%)	USD \$98.11	USD \$27.43	USD \$6.88	USD \$1.02		
Model Year (2021: 100%)	-	-	-	-		
Adjusted Hourly Ownership Cost (100%)	-	-	-	-		
Hourly Operating Cost (100%)					-	
Total:	USD \$1,153.11	USD \$322.43	USD \$80.88	USD \$12.02	USD \$3.24	USD \$9.79

Non-Active Use Rates

	Hourly
Standby Rate	USD \$3.28
Idling Rate	USD \$6.55

Rate Element Allocation

Element	Percentage	Value
Depreciation (ownership)	41%	USD \$432.55/mo
Overhaul (ownership)	48%	USD \$506.40/mo
CFC (ownership)	2%	USD \$21.10/mo
Indirect (ownership)	9%	USD \$94.95/mo

Fuel cost data is not available for these rates.

Revised Date: 3rd quarter 2021

These are the most accurate rates for the selected Revision Date(s). However, due to more frequent online updates, these rates may not match Rental Rate Blue Book Print. Visit the Cost Recovery Product Guide on our Help page for more information.

The equipment represented in this report has been exclusively prepared for STEPHEN STEPHENS (equipment@oscarrenda.com)

Rental Rate Blue Book®
Miller BIG BLUE 300 CC/CV
 Portable Welders

 Size Class:
201 - 300 amps
 Weight:
N/A

Configuration for BIG BLUE 300 CC/CV

Amps	300	Current	DC
Horsepower	21.7 hp	Mounting	Trailer
Power Mode	Diesel		

Blue Book Rates

** FHWA Rate is equal to the monthly ownership cost divided by 176 plus the hourly estimated operating cost.

	Ownership Costs				Estimated Operating Costs Hourly	FHWA Rate** Hourly
	Monthly	Weekly	Daily	Hourly		
Published Rates	USD \$340.00	USD \$95.00	USD \$24.00	USD \$4.00	USD \$4.67	USD \$6.60
Adjustments						
Region (Michigan: 108.9%)	USD \$30.26	USD \$8.45	USD \$2.14	USD \$0.36		
Model Year (2021: 100%)	-	-	-	-		
Adjusted Hourly Ownership Cost (100%)	-	-	-	-		
Hourly Operating Cost (100%)					-	
Total:	USD \$370.26	USD \$103.46	USD \$26.14	USD \$4.36	USD \$4.67	USD \$6.77

Non-Active Use Rates

	Hourly
Standby Rate	USD \$1.05
Idling Rate	USD \$5.03

Rate Element Allocation

Element	Percentage	Value
Depreciation (ownership)	45%	USD \$153.00/mo
Overhaul (ownership)	27%	USD \$91.80/mo
CFC (ownership)	5%	USD \$17.00/mo
Indirect (ownership)	23%	USD \$78.20/mo
Fuel (operating) @ USD 3.27	63%	USD \$2.93/hr

Revised Date: 3rd quarter 2021

These are the most accurate rates for the selected Revision Date(s). However, due to more frequent online updates, these rates may not match Rental Rate Blue Book Print. Visit the Cost Recovery Product Guide on our Help page for more information.

The equipment represented in this report has been exclusively prepared for STEPHEN STEPHENS
 (equipment@oscarrenda.com)

Rental Rate Blue Book®

Caterpillar XQP150 Large Generator Sets

Size Class:
101 - 200 KW
Weight:
N/A



Configuration for XQP150

Enclosure Power Mode **Enclosed Diesel** Horsepower Prime Output **160.9 hp 145.0 kW**

Blue Book Rates

** FHWA Rate is equal to the monthly ownership cost divided by 176 plus the hourly estimated operating cost.

	Ownership Costs				Estimated Operating Costs Hourly	FHWA Rate** Hourly
	Monthly	Weekly	Daily	Hourly		
Published Rates	USD \$3,280.00	USD \$920.00	USD \$230.00	USD \$35.00	USD \$37.32	USD \$55.96
Adjustments						
Region (Michigan: 108.5%)	USD \$278.80	USD \$78.20	USD \$19.55	USD \$2.97		
Model Year (2021: 100%)	-	-	-	-		
Adjusted Hourly Ownership Cost (100%)	-	-	-	-		
Hourly Operating Cost (100%)					-	
Total:	USD \$3,558.80	USD \$998.20	USD \$249.55	USD \$37.97	USD \$37.32	USD \$57.54

Non-Active Use Rates

	Hourly
Standby Rate	USD \$10.11
Idling Rate	USD \$42.17

Rate Element Allocation

Element	Percentage	Value
Depreciation (ownership)	39%	USD \$1,279.20/mo
Overhaul (ownership)	41%	USD \$1,344.80/mo
CFC (ownership)	4%	USD \$131.20/mo
Indirect (ownership)	16%	USD \$524.80/mo
Fuel (operating) @ USD 2.53	59%	USD \$21.95/hr

Revised Date: 1st half 2021

These are the most accurate rates for the selected Revision Date(s). However, due to more frequent online updates, these rates may not match Rental Rate Blue Book Print. Visit the Cost Recovery Product Guide on our Help page for more information.

The equipment represented in this report has been exclusively prepared for STEPHEN STEPHENS (sstephens@southlandholdings.com)

Rental Rate Blue Book®
Wacker Neuson G 25 (disc. 2015)

Large Generator Sets

 Size Class:
20 - 50 KW
 Weight:
N/A

Configuration for G 25 (disc. 2015)

Enclosure	Enclosed	Horsepower	35.4 hp
Power Mode	Diesel	Prime Output	19500 kW

Blue Book Rates

** FHWA Rate is equal to the monthly ownership cost divided by 176 plus the hourly estimated operating cost.

	Ownership Costs				Estimated Operating Costs Hourly	FHWA Rate** Hourly
	Monthly	Weekly	Daily	Hourly		
Published Rates	USD \$635.00	USD \$180.00	USD \$45.00	USD \$7.00	USD \$10.99	USD \$14.60
Adjustments						
Region (Michigan: 108.5%)	USD \$53.97	USD \$15.30	USD \$3.83	USD \$0.60		
Model Year (2015: 100%)	-	-	-	-		
Adjusted Hourly Ownership Cost (100%)	-	-	-	-		
Hourly Operating Cost (100%)					-	
Total:	USD \$688.97	USD \$195.30	USD \$48.83	USD \$7.59	USD \$10.99	USD \$14.90

Non-Active Use Rates

	Hourly
Standby Rate	USD \$1.96
Idling Rate	USD \$10.16

Rate Element Allocation

Element	Percentage	Value
Depreciation (ownership)	40%	USD \$254.00/mo
Overhaul (ownership)	39%	USD \$247.65/mo
CFC (ownership)	3%	USD \$19.05/mo
Indirect (ownership)	18%	USD \$114.30/mo
Fuel (operating) @ USD 3.27	57%	USD \$6.25/hr

Revised Date: 3rd quarter 2021

These are the most accurate rates for the selected Revision Date(s). However, due to more frequent online updates, these rates may not match Rental Rate Blue Book Print. Visit the Cost Recovery Product Guide on our Help page for more information.

The equipment represented in this report has been exclusively prepared for STEPHEN STEPHENS (equipment@oscarrenda.com)

Rental Rate Blue Book®
Wacker Neuson G70

Large Generator Sets

 Size Class:
51 - 100 KW
 Weight:
N/A

Configuration for G70

Enclosure	Enclosed	Horsepower	104 hp
Power Mode	Diesel	Prime Output	58000 kW

Blue Book Rates

** FHWA Rate is equal to the monthly ownership cost divided by 176 plus the hourly estimated operating cost.

	Ownership Costs				Estimated Operating Costs Hourly	FHWA Rate** Hourly
	Monthly	Weekly	Daily	Hourly		
Published Rates	USD \$1,430.00	USD \$400.00	USD \$100.00	USD \$15.00	USD \$22.08	USD \$30.20
Adjustments						
Region (Michigan: 108.5%)	USD \$121.55	USD \$34.00	USD \$8.50	USD \$1.27		
Model Year (2021: 100%)	-	-	-	-		
Adjusted Hourly Ownership Cost (100%)	-	-	-	-		
Hourly Operating Cost (100%)					-	
Total:	USD \$1,551.55	USD \$434.00	USD \$108.50	USD \$16.27	USD \$22.08	USD \$30.90

Non-Active Use Rates

	Hourly
Standby Rate	USD \$4.41
Idling Rate	USD \$23.01

Rate Element Allocation

Element	Percentage	Value
Depreciation (ownership)	39%	USD \$557.70/mo
Overhaul (ownership)	41%	USD \$586.30/mo
CFC (ownership)	4%	USD \$57.20/mo
Indirect (ownership)	16%	USD \$228.80/mo
Fuel (operating) @ USD 2.53	64%	USD \$14.19/hr

Revised Date: 1st half 2021

These are the most accurate rates for the selected Revision Date(s). However, due to more frequent online updates, these rates may not match Rental Rate Blue Book Print. Visit the Cost Recovery Product Guide on our Help page for more information.

The equipment represented in this report has been exclusively prepared for STEPHEN STEPHENS (sstephens@southlandholdings.com)

Rental Rate Blue Book®

Hipower HRJW-460 T6
Large Generator Sets

Size Class:
201 - 400 KW
Weight:
N/A



Configuration for HRJW-460 T6

Enclosure **Enclosed** Horsepower **561 hp**
Power Mode **Diesel** Prime Output **230 kW**

Blue Book Rates

** FHWA Rate is equal to the monthly ownership cost divided by 176 plus the hourly estimated operating cost.

	Ownership Costs				Estimated Operating Costs Hourly	FHWA Rate** Hourly
	Monthly	Weekly	Daily	Hourly		
Published Rates	USD \$4,350.00	USD \$1,220.00	USD \$305.00	USD \$46.00	USD \$126.21	USD \$150.93
Adjustments						
Region (Michigan: 108.5%)	USD \$369.75	USD \$103.70	USD \$25.92	USD \$3.91		
Model Year (2021: 100%)	-	-	-	-		
Adjusted Hourly Ownership Cost (100%)	-	-	-	-		
Hourly Operating Cost (100%)					-	
Total:	USD \$4,719.75	USD \$1,323.70	USD \$330.92	USD \$49.91	USD \$126.21	USD \$153.03

Non-Active Use Rates

	Hourly
Standby Rate	USD \$13.41
Idling Rate	USD \$125.88

Rate Element Allocation

Element	Percentage	Value
Depreciation (ownership)	40%	USD \$1,740.00/mo
Overhaul (ownership)	39%	USD \$1,696.50/mo
CFC (ownership)	3%	USD \$130.50/mo
Indirect (ownership)	18%	USD \$783.00/mo
Fuel (operating) @ USD 3.27	78%	USD \$99.06/hr

Revised Date: 3rd quarter 2021

These are the most accurate rates for the selected Revision Date(s). However, due to more frequent online updates, these rates may not match Rental Rate Blue Book Print. Visit the Cost Recovery Product Guide on our Help page for more information.

The equipment represented in this report has been exclusively prepared for STEPHEN STEPHENS (equipment@oscarrenda.com)

Rental Rate Blue Book®

Ingersoll Rand P185WIR (disc. 2008)
 Portable Rotary Screw Air Compressors

Size Class:
125 - 249 cfm
 Weight:
2325 lbs



Configuration for P185WIR (disc. 2008)

Air Delivery Rating **185.0 cu ft/min** Horsepower **65.0**
 Power Mode **Diesel**

Blue Book Rates

** FHWA Rate is equal to the monthly ownership cost divided by 176 plus the hourly estimated operating cost.

	Ownership Costs				Estimated Operating Costs Hourly	FHWA Rate** Hourly
	Monthly	Weekly	Daily	Hourly		
Published Rates	USD \$980.00	USD \$275.00	USD \$69.00	USD \$10.00	USD \$10.47	USD \$16.04
Adjustments						
Region (Michigan: 109.9%)	USD \$97.02	USD \$27.23	USD \$6.83	USD \$0.99		
Model Year (2008: 100%)	-	-	-	-		
Adjusted Hourly Ownership Cost (100%)	-	-	-	-		
Hourly Operating Cost (100%)					-	
Total:	USD \$1,077.02	USD \$302.23	USD \$75.83	USD \$10.99	USD \$10.47	USD \$16.59

Non-Active Use Rates

	Hourly
Standby Rate	USD \$3.06
Idling Rate	USD \$12.03

Rate Element Allocation

Element	Percentage	Value
Depreciation (ownership)	27%	USD \$264.60/mo
Overhaul (ownership)	65%	USD \$637.00/mo
CFC (ownership)	2%	USD \$19.60/mo
Indirect (ownership)	6%	USD \$58.80/mo
Fuel (operating) @ USD 2.53	56%	USD \$5.91/hr

Revised Date: 1st half 2021

These are the most accurate rates for the selected Revision Date(s). However, due to more frequent online updates, these rates may not match Rental Rate Blue Book Print. Visit the Cost Recovery Product Guide on our Help page for more information.

The equipment represented in this report has been exclusively prepared for STEPHEN STEPHENS (sstephens@southlandholdings.com)

Rental Rate Blue Book®

January 29, 2021

Sullivan-Palatek D375Q7CA
Portable Rotary Screw Air Compressors

Size Class:
250 - 599 cfm
Weight:
3395 lbs



Configuration for D375Q7CA

Air Delivery Rating **375.0 cu ft/min** Horsepower **114.0**
Power Mode **Diesel**

Blue Book Rates

** FHWA Rate is equal to the monthly ownership cost divided by 176 plus the hourly estimated operating cost.

	Ownership Costs				Estimated Operating Costs Hourly	FHWA Rate** Hourly
	Monthly	Weekly	Daily	Hourly		
Published Rates	USD \$1,530.00	USD \$430.00	USD \$110.00	USD \$17.00	USD \$17.28	USD \$25.97
Adjustments						
Region (Michigan: 109.9%)	USD \$151.47	USD \$42.57	USD \$10.89	USD \$1.68		
Model Year (2021: 100%)	-	-	-	-		
Adjusted Hourly Ownership Cost (100%)	-	-	-	-		
Hourly Operating Cost (100%)					-	
Total:	USD \$1,681.47	USD \$472.57	USD \$120.89	USD \$18.68	USD \$17.28	USD \$26.83

Non-Active Use Rates

	Hourly
Standby Rate	USD \$4.78
Idling Rate	USD \$19.92

Rate Element Allocation

Element	Percentage	Value
Depreciation (ownership)	27%	USD \$413.10/mo
Overhaul (ownership)	65%	USD \$994.50/mo
CFC (ownership)	2%	USD \$30.60/mo
Indirect (ownership)	6%	USD \$91.80/mo
Fuel (operating) @ USD 2.53	60%	USD \$10.37/hr

Revised Date: 1st half 2021

These are the most accurate rates for the selected Revision Date(s). However, due to more frequent online updates, these rates may not match Rental Rate Blue Book Print. Visit the Cost Recovery Product Guide on our Help page for more information.

The equipment represented in this report has been exclusively prepared for STEPHEN STEPHENS (sstephens@southlandholdings.com)

Rental Rate Blue Book®
Magnum MLT3060K
 Portable Light Towers

 Size Class:
Thru 7 KW
 Weight:
N/A

Configuration for MLT3060K

Horsepower	11.7 hp	Number Of Lights	4
Power Mode	Diesel	Tower Height	30 ft

Blue Book Rates

** FHWA Rate is equal to the monthly ownership cost divided by 176 plus the hourly estimated operating cost.

	Ownership Costs				Estimated Operating Costs Hourly	FHWA Rate** Hourly
	Monthly	Weekly	Daily	Hourly		
Published Rates	USD \$660.00	USD \$185.00	USD \$46.00	USD \$7.00	USD \$3.91	USD \$7.66
Adjustments						
Region (Michigan: 107.9%)	USD \$52.14	USD \$14.61	USD \$3.63	USD \$0.55		
Model Year (2021: 100%)	-	-	-	-		
Adjusted Hourly Ownership Cost (100%)	-	-	-	-		
Hourly Operating Cost (100%)					-	
Total:	USD \$712.14	USD \$199.62	USD \$49.63	USD \$7.55	USD \$3.91	USD \$7.96

Non-Active Use Rates

	Hourly
Standby Rate	USD \$2.02
Idling Rate	USD \$5.04

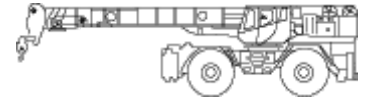
Rate Element Allocation

Element	Percentage	Value
Depreciation (ownership)	35%	USD \$231.00/mo
Overhaul (ownership)	57%	USD \$376.20/mo
CFC (ownership)	1%	USD \$6.60/mo
Indirect (ownership)	7%	USD \$46.20/mo
Fuel (operating) @ USD 3.27	25%	USD \$0.99/hr

Revised Date: 3rd quarter 2021

These are the most accurate rates for the selected Revision Date(s). However, due to more frequent online updates, these rates may not match Rental Rate Blue Book Print. Visit the Cost Recovery Product Guide on our Help page for more information.

 The equipment represented in this report has been exclusively prepared for STEPHEN STEPHENS
 (equipment@oscarrenda.com)

Rental Rate Blue Book®
Terex RT 780
 Rough Terrain Hydraulic Cranes

 Size Class:
66.0 - 80.9 MTons
 Weight:
94994 lbs
Configuration for RT 780

Axle Configuration	4 X 4	Maximum Boom Length	126.0 ft
Maximum Lift Capacity	72.6 mt	Power Mode	Diesel

Blue Book Rates

** FHWA Rate is equal to the monthly ownership cost divided by 176 plus the hourly estimated operating cost.

	Ownership Costs				Estimated Operating Costs Hourly	FHWA Rate** Hourly
	Monthly	Weekly	Daily	Hourly		
Published Rates	USD \$20,395.00	USD \$5,710.00	USD \$1,430.00	USD \$215.00	USD \$110.66	USD \$226.54
Adjustments						
Region (Michigan: 108.9%)	USD \$1,815.16	USD \$508.19	USD \$127.27	USD \$19.14		
Model Year (2021: 100%)	-	-	-	-		
Adjusted Hourly Ownership Cost (100%)	-	-	-	-		
Hourly Operating Cost (100%)					-	
Total:	USD \$22,210.15	USD \$6,218.19	USD \$1,557.27	USD \$234.13	USD \$110.66	USD \$236.85

Non-Active Use Rates

	Hourly
Standby Rate	USD \$63.10
Idling Rate	USD \$163.06

Rate Element Allocation

Element	Percentage	Value
Depreciation (ownership)	39%	USD \$7,954.05/mo
Overhaul (ownership)	49%	USD \$9,993.55/mo
CFC (ownership)	3%	USD \$611.85/mo
Indirect (ownership)	9%	USD \$1,835.55/mo
Fuel (operating) @ USD 3.27	33%	USD \$36.87/hr

Revised Date: 3rd quarter 2021

These are the most accurate rates for the selected Revision Date(s). However, due to more frequent online updates, these rates may not match Rental Rate Blue Book Print. Visit the Cost Recovery Product Guide on our Help page for more information.

 The equipment represented in this report has been exclusively prepared for STEPHEN STEPHENS
 (equipment@oscarrenda.com)

Rental Rate Blue Book®

August 4, 2021

Deere 744H HL (disc. 2002)

4-Wd Articulated Wheel Loaders

 Size Class:
225 - 249 HP
 Weight:
 N/A

Configuration for 744H HL (disc. 2002)

 Bucket Capacity
 Operator Protection

5.25 cu yd
ROPS/FOPS

 Horsepower
 Power Mode

240.0 hp
Diesel
Blue Book Rates

** FHWA Rate is equal to the monthly ownership cost divided by 176 plus the hourly estimated operating cost.

	Ownership Costs				Estimated Operating Costs Hourly	FHWA Rate** Hourly
	Monthly	Weekly	Daily	Hourly		
Published Rates	USD \$8,460.00	USD \$2,370.00	USD \$595.00	USD \$89.00	USD \$46.49	USD \$94.56
Adjustments						
Region (Michigan: 108.8%)	USD \$744.48	USD \$208.56	USD \$52.36	USD \$7.83		
Model Year (2002: 100%)	-	-	-	-		
Adjusted Hourly Ownership Cost (100%)	-	-	-	-		
Hourly Operating Cost (100%)					-	
Total:	USD \$9,204.48	USD \$2,578.56	USD \$647.36	USD \$96.83	USD \$46.49	USD \$98.79

Non-Active Use Rates

 Standby Rate
 Idling Rate

Hourly

 USD \$26.15
 USD \$66.17

Rate Element Allocation

Element	Percentage	Value
Depreciation (ownership)	47%	USD \$3,976.20/mo
Overhaul (ownership)	38%	USD \$3,214.80/mo
CFC (ownership)	3%	USD \$253.80/mo
Indirect (ownership)	12%	USD \$1,015.20/mo
Fuel (operating) @ USD 3.27	30%	USD \$13.87/hr

Revised Date: 3rd quarter 2021

These are the most accurate rates for the selected Revision Date(s). However, due to more frequent online updates, these rates may not match Rental Rate Blue Book Print. Visit the Cost Recovery Product Guide on our Help page for more information.

 The equipment represented in this report has been exclusively prepared for STEPHEN STEPHENS
 (equipment@oscarrenda.com)

Rental Rate Blue Book®
GMC/CHEVY C2500

On-Highway Light Duty Trucks

 Size Class:
300 HP & Over
 Weight:
N/A

Configuration for C2500

Axle Configuration	4.0 x 2.0	Cab Type	Crew
Horsepower	322.0 hp	Power Mode	Gasoline
Ton Rating	3.0 / 4.0		

Blue Book Rates

** FHWA Rate is equal to the monthly ownership cost divided by 176 plus the hourly estimated operating cost.

	Ownership Costs				Estimated Operating Costs Hourly	FHWA Rate** Hourly
	Monthly	Weekly	Daily	Hourly		
Published Rates	USD \$1,205.00	USD \$340.00	USD \$85.00	USD \$13.00	USD \$17.15	USD \$24.00
Adjustments						
Region (Michigan: 107.1%)	USD \$85.56	USD \$24.14	USD \$6.03	USD \$0.92		
Model Year (2021: 100%)	-	-	-	-		
Adjusted Hourly Ownership Cost (100%)	-	-	-	-		
Hourly Operating Cost (100%)					-	
Total:	USD \$1,290.56	USD \$364.14	USD \$91.04	USD \$13.92	USD \$17.15	USD \$24.48

Non-Active Use Rates

	Hourly
Standby Rate	USD \$3.67
Idling Rate	USD \$20.12

Rate Element Allocation

Element	Percentage	Value
Depreciation (ownership)	57%	USD \$686.85/mo
Overhaul (ownership)	29%	USD \$349.45/mo
CFC (ownership)	3%	USD \$36.15/mo
Indirect (ownership)	11%	USD \$132.55/mo
Fuel (operating) @ USD 2.09	75%	USD \$12.79/hr

Revised Date: 1st half 2021

These are the most accurate rates for the selected Revision Date(s). However, due to more frequent online updates, these rates may not match Rental Rate Blue Book Print. Visit the Cost Recovery Product Guide on our Help page for more information.

The equipment represented in this report has been exclusively prepared for STEPHEN STEPHENS (sstephens@southlandholdings.com)

Rental Rate Blue Book®

August 18, 2020

Average AVERAGE ALL

Tilt Deck Utility Trailers

Size Class:

All

Weight:

N/A

Configuration for AVERAGE ALL

Capacity	14.1 t	Deck Length	20.0 ft
Number Of Axles	2.0	Number Of Tires	8.0

Blue Book Rates

** FHWA Rate is equal to the monthly ownership cost divided by 176 plus the hourly estimated operating cost.

	Ownership Costs				Estimated Operating Costs Hourly	FHWA Rate** Hourly
	Monthly	Weekly	Daily	Hourly		
Published Rates	USD \$985.00	USD \$275.00	USD \$69.00	USD \$10.00	USD \$4.53	USD \$10.13
Adjustments						
Region (Texas: 86.8%)	(USD \$130.02)	(USD \$36.30)	(USD \$9.11)	(USD \$1.32)		
Model Year (2020: 100%)	-	-	-	-		
Adjusted Hourly Ownership Cost (100%)	-	-	-	-		
Hourly Operating Cost (100%)					-	
Total:	USD \$854.98	USD \$238.70	USD \$59.89	USD \$8.68	USD \$4.53	USD \$9.39

Non-Active Use Rates

	Hourly
Standby Rate	USD \$2.43
Idling Rate	USD \$4.86

Rate Element Allocation

Element	Percentage	Value
Depreciation (ownership)	48%	USD \$472.80/mo
Overhaul (ownership)	31%	USD \$305.35/mo
CFC (ownership)	5%	USD \$49.25/mo
Indirect (ownership)	16%	USD \$157.60/mo

Fuel cost data is not available for these rates.

Revised Date: 2nd half 2020

These are the most accurate rates for the selected Revision Date(s). However, due to more frequent online updates, these rates may not match Rental Rate Blue Book Print. Visit the Cost Recovery Product Guide on our Help page for more information.

The equipment represented in this report has been exclusively prepared for STEPHEN STEPHENS (sstephens@southlandholdings.com)

Rental Rate Blue Book®

March 15, 2019


Miscellaneous 2" GASOLINE/11MT

Self Priming Trash Pumps

Size Class:

To 2"

Weight:

700 lbs.

Configuration for 2" GASOLINE/11MT

Power Mode	Gasoline	Horsepower	9
CPB Rating	11MT	Pump Size	2 in
Pump Capacity	13000 gal/hr		

Blue Book Rates

** FHWA Rate is equal to the monthly ownership cost divided by 176 plus the hourly estimated operating cost.

	Ownership Costs				Estimated Operating Costs Hourly	FHWA Rate** Hourly
	Monthly	Weekly	Daily	Hourly		
Published Rates	\$330.00	\$92.00	\$23.00	\$3.00	\$5.40	\$7.28
Adjustments						
Region (Texas: 86.2%)	(\$45.54)	(\$12.70)	(\$3.17)	(\$0.41)		
Model Year (2019: 100%)	-	-	-	-		
Adjusted Hourly Ownership Cost (100%)	-	-	-	-		
Hourly Operating Cost (100%)					-	
Total:	\$284.46	\$79.30	\$19.83	\$2.59	\$5.40	\$7.02

Non-Active Use Rates

	Hourly
Standby Rate	\$0.94
Idling Rate	\$4.22

Rate Element Allocation

Element	Percentage	Value
Depreciation (ownership)	43%	\$141.90/mo
Overhaul (ownership)	42%	\$138.60/mo
CFC (ownership)	6%	\$19.80/mo
Indirect (ownership)	9%	\$29.70/mo
Fuel (operating) @ 2.75	48%	\$2.60/hr

Revised Date: 1st Half 2019

These are the most accurate rates for the selected Revision Date(s). However, due to more frequent online updates, these rates may not match Rental Rate Blue Book Print. Visit the Cost Recovery Product Guide on our Help page for more information.

The equipment represented in this report has been exclusively prepared for STEPHEN STEPHENS (sstephens@southlandholdings.com)

Change Order Item Number 004-3:
WCD #8 Dewatering Setup Change Due to WCD 1& 5

WORK CHANGE DIRECTIVE NO. 8: Dewatering Setup Change Due to WCD 1 & 5

Owner: Macomb Interceptor Drain Drainage
District
Owner's Project No.: WWS-2020-007
Engineer: FK Engineering Associates
Engineer's Project No.: 20-152
Contractor: Oscar Renda Contracting
Contractor's Project No.: WO19024
Project: Romeo Arm Lining – Segment 5
Contract Name: Romeo Arm Lining – Segment 5
Date Issued: March 8, 2022
Effective Date of Work Change Directive: March 8, 2022

Contractor is directed to proceed promptly with the following change(s):

Description:

Provide cost and time for moving the dewatering setup due to conflicts with Work Change Directives Nos. 1 and 5. This work generally included moving dewatering discharge lines within the CS-12 site, removal of existing frac tank, placement of new frac tank just west of the CS-12 site, and moving the main dewatering well discharge line to a new manhole location.

Attachments:

None

Purpose for the Work Change Directive:

Work was not included as part of original project

Directive to proceed promptly with the Work described herein, prior to agreeing to change in Contract Price and Contract Time, is issued due to:

Notes to User—Check one or both of the following

Non-agreement on pricing of proposed change. Necessity to proceed for schedule or other reasons.

Estimated Change in Contract Price and Contract Times (non-binding, preliminary):

Contract Price: **\$ not yet estimated**

Contract Time: **not yet estimated** days

Basis of estimated change in Contract Price:

Lump Sum Unit Price Cost of the Work Other

Recommended by Engineer

Authorized by Owner

By: Zachary Carr, P.E.

Stephen Downing

Title: Vice President

Construction & Maintenance Manager

Date: March 8, 2022

March 8, 2022



Friday, March 18, 2022

Stephen Downing
Macomb County Public Works
21777 Dunham Road
Clinton Township, MI 48036

Ref: Romeo Arm Interceptor Seg 5 Lining #WWS-2020-007

Sub: WCD 8 – Dewatering Setup Change Due to WCD 1& 5

Mr. Downing,

Oscar Renda Contracting, Inc. (ORC) is pleased to forward the attached cost summary for Work Change Directive 8, as requested. This work included moving the dewatering discharge lines within the CS-12 site, removal of existing frac tank & replacement with new frac tank just west of the CS-12 site and moving the main dewatering well discharge line to a new manhole location.

ORC's price for furnishing all supervision, labor, material, and equipment for completion of the work outlined is \$61,828.69 (sixty-one thousand eight hundred twenty-eight dollars and sixty-nine cents).

ORC also requests a time extension of 4 calendar days (3 working days) be added to the Contract.

Your prompt written approval of this proposal is greatly appreciated. Please call or email if you require additional information.

Thank you,

Marco Bartolomei

Area Manager

Southland Holdings, LLC. | Oscar Renda Contracting, Inc.

847.877.0839 m

817.293.4263 p

817.293.5065 f

ATT: WCD 8 – Dewatering Setup Change Due to WCD 1 & 5
Mersino – Remobilization of Dewatering System

608 Henrietta Creek Road | Roanoke Texas 76262



COST CHANGE REQUEST

DATE: 03/18/22

RFP **WCD 8**

PROJECT: Romeo Arm Interceptor
 OWNER: Macomb County
 ENGINEER: FK Engineering
 CONTRACTOR: Oscar Renda Contracting, Inc.

Description: **WCD 8 - Relocation of Dewatering System**

Time Extension Request: 3 Days
 Working Days: 3
 Calendar Days: 4

SUMMARY SHEET

1 MATERIAL					\$ 912.07
Material Cost				\$ 912.07	
Sales Tax		@	6.00%	\$	-
Material Handling Cost		@	0.00%	\$	-
Expendable Material		@	0.00%	\$	-
 2 LABOR					 \$ 24,484.59
	Manhours	198.50	@	\$59.30	\$ 11,771.00
	Area Manager	8	@	\$80.00	\$ 600.00
	Project Superintendent	30	@	\$65.00	\$ 1,950.00
	Project Manager	30	@	\$65.00	\$ 1,950.00
	Project Engineer	30	@	\$50.00	\$ 1,500.00
					\$ -
	Labor Cost (Field)				\$ 11,771.00
	Labor Cost (Supervision)				\$ 6,000.00
	Labor Burden (Field)		@	25.0%	\$ 2,942.75
	Labor Burden (Supervision)		@	55.0%	\$ 3,300.00
	Tool Replacement Cost		@	4.00%	\$ 470.84
 3 EQUIPMENT COSTS					 \$18,147.67
 4 SUBCONTRACTOR COST					 \$ 11,000.00
					<u>\$ 54,544.33</u>
5 BOND COST			@	1.2%	\$ 654.53
					SUBTOTAL \$ 55,198.86
6A OH / P (On ORC Cost)			@	15%	\$ 6,629.83
6B OH / P (On ORC Cost)			@	5%	\$ 550.00
 CHANGE REQUEST TOTAL					 \$ 61,828.69

EQUIPMENT WORKSHEET # 2

OPERATING WEIGHT	DESCRIPTION	TIME USED	UNIT	Operating Cost	Standby Cost	Total Cost
	Equipment - 12/18/2021	1.00	LS	0.00	0.00	\$6,227.13
	Equipment - 12/20/2021	1.00	LS	0.00	0.00	\$6,227.13
	Equipment - 12/21/2021	1.00	LS	0.00	0.00	\$5,693.41

TOTAL EQUIPMENT COST

\$18,147.67

RFP WCD 8
SUBCONTRACTS WORKSHEET # 3

SUBCONTRACTOR	QTY	UNIT	UNIT PRICE	TOTAL
Mersino	1	LS	\$ 11,000.00	\$ 11,000.00
SUBCONTRACTOR TOTAL				\$ 11,000.00

Macomb County &
Oscar Renda Contracting

PROJECT RAI Segement 5 - Lining WORK CHANGE 8

CONTRACTOR Oscar Renda Contracting DATE 12/18/2022

TIME & MATERIAL DAILY LOG

Activity Description: Assisted Mersino in relocating dewatering system equipment.

MATERIALS USED	Quantity	UNIT COST	TOTAL
			\$ -
			\$ -
			\$ -
			\$ -
			\$ -
			\$ -
Material Total=			\$ -

EQUIPMENT USED	HRS REG	HRS STAND BY	RATE REG	RATE STAND BY	TOTAL
Grove Crane RT880	10.5	0	\$ 200.00	\$ 200.00	\$ 2,100.00
Excavator 3.05E+04 - CEX5139	0	8	\$ 39.76	\$ 11.62	\$ 92.96
Komatsu PC88MR-10 - CEX5141	0	8	\$ 74.63	\$ 22.35	\$ 178.80
Mayco LS-50 Grout Pump - CGP5060	0	8	\$ 42.23	\$ 9.07	\$ 72.56
Skid Steer John Deere 331G - CTL5196	10.5	0	\$ 57.02	\$ 17.02	\$ 598.71
Diesel Blower ORC C1.1 - EDB2102	0	8	\$ 2.50	\$ 1.85	\$ 14.80
Fuel/ Grease Skid ORC 500 GAL	0	8	\$ 2.05	\$ 1.50	\$ 12.00
Barco Hydraulic Pump F4L-914	0	8	\$ 10.25	\$ 7.65	\$ 61.20
D&D Machine Hydraulic Pump 400D/4S-HH	0	8	\$ 10.25	\$ 7.65	\$ 61.20
Generator Doosan G-190 - MGS1045	0	8	\$ 57.54	\$ 10.11	\$ 80.88
Generator Wacker G25 - MGS2941	0	8	\$ 14.90	\$ 1.96	\$ 15.68
Generator Atlas QAS70 T4F EB - MGS2942	0	8	\$ 30.90	\$ 4.41	\$ 35.28
Generator Hi Power HRJW460T6 - MGS5674	0	8	\$ 153.03	\$ 13.41	\$ 107.28
Air Compressor Ingersol 185C - PAC1025	0	8	\$ 16.59	\$ 3.06	\$ 24.48
Air Compressor Sullivan 375HDPQ-JD - PAC2256	0	8	\$ 26.83	\$ 4.78	\$ 38.24
Light Plant Magnum MT3060K - PLP5137	0	8	\$ 7.96	\$ 2.02	\$ 16.16
Terex Crane RT780 - RTC2927	0	8	\$ 236.85	\$ 63.10	\$ 504.80
Loader John Deere 744L - RTL5132	10.5	0	\$ 98.79	\$ 26.15	\$ 1,037.30
Broom Broce KR350 - SPB2922	0	8	\$ 43.75	\$ 10.04	\$ 80.32
Skid Steer Bobcat S70 - SSL1018	0	8	\$ 27.35	\$ 8.34	\$ 66.72
Utility Truck Chevrolet 2500 - UBT5090	0	8	\$ 24.48	\$ 3.67	\$ 29.36
Utility Trailer - UTR2812	0	8	\$ 9.39	\$ 2.43	\$ 19.44
Water Trailer - WTR5006	0	8	\$ 25.85	\$ 6.82	\$ 54.56
Utility Truck Ford F-250 CB	0	8	\$ 22.62	\$ 3.19	\$ 25.52
Quadex Lining System	0	8	\$ 198.00	\$ 103.55	\$ 828.40
Welder Miller 302 Legend - EDW1355	0	8	\$ 6.77	\$ 1.05	\$ 8.40
Pressure Washer Trailer	0	8	\$ 25.85	\$ 6.82	\$ 54.56
2" Trash Pump	0	8	\$ 7.02	\$ 0.94	\$ 7.52
					\$ -
Equipment Total=					\$ 6,227.13

NO. OF PERSONS	CRAFTS EMPLOYED	HRS REG	HRS OT	RATE REG	RATE OT	RATE FRINGE	TOTAL
1	E. Gutierrez, Crane Operator	0	0	\$ 34.63	\$ 51.95	\$ 24.35	\$ -
2	B.Bossart, Eq. Operator	0	0	\$ 34.63	\$ 51.95	\$ 24.35	\$ -
3	O. Aleman, Eq. Operator	0	0	\$ 34.63	\$ 51.95	\$ 25.35	\$ -
4	J.Perez, Laborer	0	0	\$ 22.42	\$ 33.63	\$ 16.80	\$ -
5	J.Munoz, Laborer	0	0	\$ 22.42	\$ 33.63	\$ 16.80	\$ -
6	M.Lozano, Laborer	0	0	\$ 22.42	\$ 33.63	\$ 16.80	\$ -
7	R. Flores, Laborer	0	0	\$ 22.42	\$ 33.63	\$ 16.80	\$ -
8	I. Fields, Laborer	0	0	\$ 22.42	\$ 33.63	\$ 17.80	\$ -
9	S. Schouest, Crane Operator	10.5	0	\$ 34.63	\$ 51.95	\$ 18.80	\$ 561.02
10	S. Lozano, Carpenter	0	10.5	\$ 32.70	\$ 49.05	\$ 28.94	\$ 818.90
11	M. Luna, Carpenter	10.5	0	\$ 32.70	\$ 49.05	\$ 28.94	\$ 647.22
12	S. Trevino, Carpenter	10.5	0	\$ 32.70	\$ 49.05	\$ 28.94	\$ 647.22
13	M. Mirando, Carpenter	10.5	0	\$ 32.70	\$ 49.05	\$ 28.94	\$ 647.22
				\$ -	\$ -		\$ -
Labor Total=							\$ 3,321.57

DAILY TOTAL COST \$ 9,548.70

We jointly certify that the above work was performed, and the quantities are correct as listed.

Macomb County &
Oscar Renda Contracting

PROJECT RAI Segement 5 - Lining WORK CHANGE 8

CONTRACTOR Oscar Renda Contracting DATE 12/20/2021

TIME & MATERIAL DAILY LOG

Activity Description: Assisted Mersino in relocating dewatering system equipment.

MATERIALS USED	Quantity	UNIT COST	TOTAL
			\$ -
			\$ -
			\$ -
			\$ -
			\$ -
			\$ -
Material Total=			\$ -

EQUIPMENT USED	HRS REG	HRS STAND BY	RATE REG	RATE STAND BY	TOTAL
Grove Crane RT880	10.5	0	\$ 200.00	\$ 200.00	\$ 2,100.00
Excavator 3.05E+04 - CEX5139	0	8	\$ 39.76	\$ 11.62	\$ 92.96
Komatsu PC88MR-10 - CEX5141	0	8	\$ 74.63	\$ 22.35	\$ 178.80
Mayco LS-50 Grout Pump - CGP5060	0	8	\$ 42.23	\$ 9.07	\$ 72.56
Skid Steer John Deere 331G - CTL5196	10.5	0	\$ 57.02	\$ 17.02	\$ 598.71
Diesel Blower ORC C1.1 - EDB2102	0	8	\$ 2.50	\$ 1.85	\$ 14.80
Fuel/ Grease Skid ORC 500 GAL	0	8	\$ 2.05	\$ 1.50	\$ 12.00
Barco Hydraulic Pump F4L-914	0	8	\$ 10.25	\$ 7.65	\$ 61.20
D&D Machine Hydraulic Pump 400D/4S-HH	0	8	\$ 10.25	\$ 7.65	\$ 61.20
Generator Doosan G-190 - MGS1045	0	8	\$ 57.54	\$ 10.11	\$ 80.88
Generator Wacker G25 - MGS2941	0	8	\$ 14.90	\$ 1.96	\$ 15.68
Generator Atlas QAS70 T4F EB - MGS2942	0	8	\$ 30.90	\$ 4.41	\$ 35.28
Generator Hi Power HRJW460T6 - MGS5674	0	8	\$ 153.03	\$ 13.41	\$ 107.28
Air Compressor Ingersol 185C - PAC1025	0	8	\$ 16.59	\$ 3.06	\$ 24.48
Air Compressor Sullivan 375HDPQ-JD - PAC2256	0	8	\$ 26.83	\$ 4.78	\$ 38.24
Light Plant Magnum MT3060K - PLP5137	0	8	\$ 7.96	\$ 2.02	\$ 16.16
Terex Crane RT780 - RTC2927	0	8	\$ 236.85	\$ 63.10	\$ 504.80
Loader John Deere 744L - RTL5132	10.5	0	\$ 98.79	\$ 26.15	\$ 1,037.30
Broom Broce KR350 - SPB2922	0	8	\$ 43.75	\$ 10.04	\$ 80.32
Skid Steer Bobcat S70 - SSL1018	0	8	\$ 27.35	\$ 8.34	\$ 66.72
Utility Truck Chevrolet 2500 - UBT5090	0	8	\$ 24.48	\$ 3.67	\$ 29.36
Utility Trailer - UTR2812	0	8	\$ 9.39	\$ 2.43	\$ 19.44
Water Trailer - WTR5006	0	8	\$ 25.85	\$ 6.82	\$ 54.56
Utility Truck Ford F-250 CB	0	8	\$ 22.62	\$ 3.19	\$ 25.52
Quadex Lining System	0	8	\$ 198.00	\$ 103.55	\$ 828.40
Welder Miller 302 Legend - EDW1355	0	8	\$ 6.77	\$ 1.05	\$ 8.40
Pressure Washer Trailer	0	8	\$ 25.85	\$ 6.82	\$ 54.56
2" Trash Pump	0	8	\$ 7.02	\$ 0.94	\$ 7.52
					\$ -
Equipment Total=					\$ 6,227.13

PERSONS	CRAFTS EMPLOYED	HRS REG	HRS OT	RATE REG	RATE OT	FRINGE	TOTAL
1	E. Gutierrez, Crane Operator	0	0	\$ 34.63	\$ 51.95	\$ 24.35	\$ -
2	B.Bossart, Eq. Operator	0	0	\$ 34.63	\$ 51.95	\$ 24.35	\$ -
3	O. Aleman, Eq. Operator	0	0	\$ 34.63	\$ 51.95	\$ 25.35	\$ -
4	J.Perez, Laborer	0	0	\$ 22.42	\$ 33.63	\$ 16.80	\$ -
5	J.Munoz, Laborer	0	0	\$ 22.42	\$ 33.63	\$ 16.80	\$ -
6	M.Lozano, Laborer	0	0	\$ 22.42	\$ 33.63	\$ 16.80	\$ -
7	R. Flores, Laborer	0	0	\$ 22.42	\$ 33.63	\$ 16.80	\$ -
8	I. Fields, Laborer	0	0	\$ 22.42	\$ 33.63	\$ 17.80	\$ -
9	S. Schouest, Crane Operator	10.5	0	\$ 34.63	\$ 51.95	\$ 18.80	\$ 561.02
10	S. Lozano, Carpenter	10.5	0	\$ 32.70	\$ 49.05	\$ 28.94	\$ 647.22
11	M. Luna, Carpenter	10.5	0	\$ 32.70	\$ 49.05	\$ 28.94	\$ 647.22
12	S. Trevino, Carpenter	10.5	0	\$ 32.70	\$ 49.05	\$ 28.94	\$ 647.22
13	M. Mirando, Carpenter	10.5	0	\$ 32.70	\$ 49.05	\$ 28.94	\$ 647.22
				\$ -	\$ -		\$ -
Labor Total=						\$ 3,149.90	

DAILY TOTAL COST \$ 9,377.02

We jointly certify that the above work was performed, and the quantities are correct as listed.

Macomb County &
Oscar Renda Contracting

PROJECT RAI Segement 5 - Lining WORK CHANGE 8

CONTRACTOR Oscar Renda Contracting DATE 12/21/2021

TIME & MATERIAL DAILY LOG

Activity Description: Assisted Mersino in relocating dewatering system equipment.

MATERIALS USED	Quantity	UNIT COST	TOTAL
			\$ -
			\$ -
			\$ -
			\$ -
			\$ -
			\$ -
Material Total=			\$ -

EQUIPMENT USED	HRS REG	HRS STAND BY	RATE REG	RATE STAND BY	TOTAL
Grove Crane RT880	9	0	\$ 200.00	\$ 200.00	\$ 1,800.00
Excavator 3.05E+04 - CEX5139	0	8	\$ 39.76	\$ 11.62	\$ 92.96
Komatsu PC88MR-10 - CEX5141	0	8	\$ 74.63	\$ 22.35	\$ 178.80
Mayco LS-50 Grout Pump - CGP5060	0	8	\$ 42.23	\$ 9.07	\$ 72.56
Skid Steer John Deere 331G - CTL5196	9	0	\$ 57.02	\$ 17.02	\$ 513.18
Diesel Blower ORC C1.1 - EDB2102	0	8	\$ 2.50	\$ 1.85	\$ 14.80
Fuel/ Grease Skid ORC 500 GAL	0	8	\$ 2.05	\$ 1.50	\$ 12.00
Barco Hydraulic Pump F4L-914	0	8	\$ 10.25	\$ 7.65	\$ 61.20
D&D Machine Hydraulic Pump 400D/4S-HH	0	8	\$ 10.25	\$ 7.65	\$ 61.20
Generator Doosan G-190 - MGS1045	0	8	\$ 57.54	\$ 10.11	\$ 80.88
Generator Wacker G25 - MGS2941	0	8	\$ 14.90	\$ 1.96	\$ 15.68
Generator Atlas QAS70 T4F EB - MGS2942	0	8	\$ 30.90	\$ 4.41	\$ 35.28
Generator Hi Power HRJW460T6 - MGS5674	0	8	\$ 153.03	\$ 13.41	\$ 107.28
Air Compressor Ingersol 185C - PAC1025	0	8	\$ 16.59	\$ 3.06	\$ 24.48
Air Compressor Sullivan 375HDPQ-JD - PAC2256	0	8	\$ 26.83	\$ 4.78	\$ 38.24
Light Plant Magnum MT3060K - PLS5137	0	8	\$ 7.96	\$ 2.02	\$ 16.16
Terex Crane RT780 - RTC2927	0	8	\$ 236.85	\$ 63.10	\$ 504.80
Loader John Deere 744L - RTL5132	9	0	\$ 98.79	\$ 26.15	\$ 889.11
Broom Broce KR350 - SPB2922	0	8	\$ 43.75	\$ 10.04	\$ 80.32
Skid Steer Bobcat S70 - SSL1018	0	8	\$ 27.35	\$ 8.34	\$ 66.72
Utility Truck Chevrolet 2500 - UBT5090	0	8	\$ 24.48	\$ 3.67	\$ 29.36
Utility Trailer - UTR2812	0	8	\$ 9.39	\$ 2.43	\$ 19.44
Water Trailer - WTR5006	0	8	\$ 25.85	\$ 6.82	\$ 54.56
Utility Truck Ford F-250 CB	0	8	\$ 22.62	\$ 3.19	\$ 25.52
Quadex Lining System	0	8	\$ 198.00	\$ 103.55	\$ 828.40
Welder Miller 302 Legend - EDW1355	0	8	\$ 6.77	\$ 1.05	\$ 8.40
Pressure Washer Trailer	0	8	\$ 25.85	\$ 6.82	\$ 54.56
2" Trash Pump	0	8	\$ 7.02	\$ 0.94	\$ 7.52
					\$ -
Equipment Total=					\$ 5,693.41

PERSONS	CRAFTS EMPLOYED	HRS REG	HRS OT	RATE REG	RATE OT	FRINGE	TOTAL
1	E. Gutierrez, Crane Operator	5	0	\$ 34.63	\$ 51.95	\$ 24.35	\$ 294.90
2	B.Bossart, Eq. Operator	9	0	\$ 34.63	\$ 51.95	\$ 24.35	\$ 530.82
3	O. Aleman, Eq. Operator	0	0	\$ 34.63	\$ 51.95	\$ 25.35	\$ -
4	J.Perez, Laborer	9	0	\$ 22.42	\$ 33.63	\$ 16.80	\$ 352.98
5	J.Munoz, Laborer	9	0	\$ 22.42	\$ 33.63	\$ 16.80	\$ 352.98
6	M.Lozano, Laborer	9	0	\$ 22.42	\$ 33.63	\$ 16.80	\$ 352.98
7	R. Flores, Laborer	9	0	\$ 22.42	\$ 33.63	\$ 16.80	\$ 352.98
8	I. Fields, Laborer	9	0	\$ 22.42	\$ 33.63	\$ 17.80	\$ 361.98
9	S. Schouest, Crane Operator	9	0	\$ 34.63	\$ 51.95	\$ 18.80	\$ 480.87
10	S. Lozano, Carpenter	9	0	\$ 32.70	\$ 49.05	\$ 28.94	\$ 554.76
11	M. Luna, Carpenter	9	0	\$ 32.70	\$ 49.05	\$ 28.94	\$ 554.76
12	S. Trevino, Carpenter	9	0	\$ 32.70	\$ 49.05	\$ 28.94	\$ 554.76
13	M. Mirando, Carpenter	9	0	\$ 32.70	\$ 49.05	\$ 28.94	\$ 554.76
				\$ -	\$ -		\$ -
Labor Total=						\$ 5,299.53	

DAILY TOTAL COST \$ 10,992.94

We jointly certify that the above work was performed, and the quantities are correct as listed.

Oscar Renda Contracting, Inc

Date 2/23/2022

(b) WHERE FRINGE BENEFITS ARE PAID IN CASH

I, Javier Velez Payroll
 (Name of Signatory Party) (Title)
 do hereby state:

— Each laborer or mechanic listed in the above referenced payroll has been paid, as indicated on the payroll, an amount not less than the sum of the applicable basic hourly wage rate plus the amount of the required fringe benefits as listed in the contract, except as noted in section 4(c) below.

(1) That I pay or supervise the payment of the persons employed by Oscar Renda Contracting, Inc. on the Romeo Arm Lining Segment 5, 12901 15 Mile Rd, MI 48312:
 (Contractor or Subcontractor) (Building or Work)

(c) EXCEPTIONS

that during the payroll period commencing on the 12 day of December, 2021 and ending on the 18 day of December, 2021 all persons employed on said project have been paid the full weekly wages earned, that no rebates have been or will be made either directly or indirectly to or on behalf of said Oscar Renda Contracting, Inc
 (Contractor or Subcontractor)

EXCEPTION (CRAFT)	EXPLANATION

from the full weekly wages earned by any person and that no deductions have been made either directly or indirectly from the full wages earned by any person, other than permissible deductions as defined in Regulations, Part 3 (29 CFR Subtitle A, issued by the Secretary of Labor under the Copeland Act, as amended (48 Stat. 948, 63 Stat. 108, 72 Stat. 967; 76 Stat. 357; 40 U.S.C. 276c), and described below:

PROJECT OR CONTRACTOR NO: WWS-2020-007

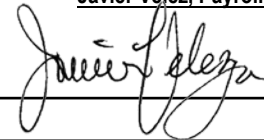
REMARKS:

PAYROLL #65

(2) That any payrolls otherwise under this contract required to be submitted for the above period are correct and complete; that the wage rates for laborers or mechanics contained therein are not less than the applicable wage rates contained in any wage determination incorporated into the contract; that the classifications set forth therein for each laborer or mechanic conform with the work he performed.

(3) That any apprentices employed in the above period are duly registered in a bona fide apprenticeship program registered with a State apprenticeship agency recognized by the Bureau of Apprenticeship and Training, United States Department of Labor, or if no such recognized agency exists in a State, are registered with the Bureau of Apprenticeship and Training, United States Department of Labor.

NAME AND TITLE Javier Velez, Payroll



(4) That:

SIGNATURE

(a) WHERE FRINGE BENEFITS ARE PAID TO APPROVED PLANS, FUNDS, OR PROGRAMS

THE WILLFUL FALSIFICATION OF ANY OF THE ABOVE STATEMENTS MAY SUBJECT THE CONTRACTOR OR SUBCONTRACTOR TO CIVIL OR CRIMINAL PROSECUTION. SEE SECTION 1001 OF TITLE 18 AND SECTION 231 OF TITLE 31 OF THE UNITED STATES CODE.
 *U.S. G.P.O. 1997 510 861

in addition to the basic hourly wage rates paid to each laborer or mechanic listed in the above referenced payroll, payments of fringe benefits as listed in the contract have been or will be made to appropriate programs for the benefit of such employees, except as noted in section 4(c) below.

U.S. Department of Labor

Wage and Hour Division

PAYROLL (For Contractor's Optional Use; See Instructions, Form WH-347 Inst.)

Persons are not required to respond to the collection of information unless it displays a currently valid OMB control number.



U. S. Wage and Hour Division
Rev. Dec. 2008

OMB No.: 1235-0008

Expires: 7/31/2024

NAME OF CONTRACTOR OR SUBCONTRACTOR

ADDRESS : 1100 Kubota Drive, Grapevine, TX 76051

Oscar Renda Contracting, Inc

PAYROLL NO. 65 FOR WEEK ENDING 12/18/2021 PROJECT AND LOCATION **Romeo Arm Linina Seament 5. 12901 15 Mile Rd. MI 48312** PROJECT OR CONTRACTOR NO.

(1) Name Number of Employee Ethnic; Gender	(2) NO. OF WITHHOLDING EXEMPTIONS	(3) WORK CLASSIFICATION/ Reg Rate Fringe	OT. OR ST.	(4) DAY AND DATE							(5) TOTAL HOURS	(6) RATE OF PAY	(7)		(8) DEDUCTIONS					(9) NET WAGES PAID FOR WEEK
				12/12	12/13	12/14	12/15	12/16	12/17	12/18			GROSS AMOUNT EARNED ON JOB	CASH FRINGE	FICA	WITH-HOLDING TAX	STATE	OTHER	TOTAL DEDUCTIONS	
				S	M	T	W	T	F	S										
LOZANO; SANTOS 0951 Hispanic; Male	M-0	199 Carpenter 32.70 28.94	O	0.00	0.00	12.00	3.50	0.00	0.00	10.50	26.00	49.05	1,275.31	1,833.74	335.35	723.40	178.80	501.52	1,739.07	2,677.98
			S	0.00	12.00	0.00	7.00	10.50	10.50	0.00	40.00	32.70	1,308.00							
LUNA; MIGUEL ANGEL 2433 Hispanic; Male	M-0	199 Carpenter 32.70 28.94	O	0.00	0.00	5.00	10.50	0.00	10.50	0.00	26.00	49.05	1,275.31	1,839.94	329.58	747.69	183.10	136.15	1,396.52	3,026.73
			S	0.00	12.00	7.00	0.00	10.50	0.00	10.50	40.00	32.70	1,308.00							
MIRANDO; MONFREDO 4485 Hispanic; Male	M-6	199 Carpenter 32.70 28.94	O	0.00	0.00	12.00	10.50	1.50	0.00	0.00	24.00	49.05	1,177.21	1,852.16	331.80	635.62	160.31	.00	1,127.73	3,209.64
			S	0.00	10.00	0.00	0.00	9.00	10.50	10.50	40.00	32.70	1,308.00							
TREVINO; SILVINO 1362 Hispanic; Male	M-5	199 Carpenter 32.70 28.94	O	0.00	12.00	0.00	0.00	10.50	3.50	0.00	26.00	49.05	1,275.31	1,833.74	334.50	663.93	165.81	61.13	1,225.37	3,191.68
			S	0.00	0.00	12.00	10.50	0.00	7.00	10.50	40.00	32.70	1,308.00							
FIELDS; ISAIHAH T 7686 Black; Male	S-3	199 Common/General Labore 22.42 16.80	O	0.00	8.00	12.00	0.00	0.00	0.00	0.50	20.50	33.63	689.42	940.11	190.83	430.90	94.00	50.42	766.15	1,760.18
			S	0.00	0.00	0.00	10.50	11.00	8.50	10.00	40.00	22.42	896.80							
FLORES SANCHEZ; RAUL 4136 Hispanic; Male	S-0	199 Common/General Labore 22.42 16.80	O	0.00	0.00	2.00	0.00	11.00	0.00	0.00	13.00	33.63	437.19	890.40	170.16	360.95	94.54	.00	625.65	1,598.74
			S	0.00	8.00	8.50	5.50	0.00	10.00	8.00	40.00	22.42	896.80							
LOZANO; MAURICIO 4006 Hispanic; Male	S-0	199 Common/General Labore 22.42 16.80	O	0.00	10.00	0.00	1.50	0.00	9.00	0.00	20.50	33.63	689.42	1,016.40	199.11	451.73	110.61	.00	761.45	1,841.17
			S	0.00	0.00	12.00	9.00	11.00	0.00	8.00	40.00	22.42	896.80							
MUNOZ; JESUS 9666 Hispanic; Male	S-0	199 Common/General Labore 22.42 16.80	O	0.00	0.00	5.50	0.00	0.00	0.00	0.00	5.50	33.63	184.97	764.40	141.23	271.30	78.46	.00	490.99	1,355.18
			S	0.00	8.00	5.00	2.00	9.00	8.00	8.00	40.00	22.42	896.80							
PEREZ; JOSE A 5392 Hispanic; Male	S-0	199 Common/General Labore 22.42 16.80	O	0.00	6.00	0.00	0.00	11.00	0.00	0.00	17.00	33.63	571.71	957.60	185.60	409.36	103.11	.00	698.07	1,728.04
			S	0.00	4.00	10.50	5.50	0.00	11.50	8.50	40.00	22.42	896.80							

Oscar Renda Contracting, Inc

ALEMAN MATOS; OMAR L 4782 Hispanic; Male	M-1	199 OP GRP1 34.63 24.35	O	0.00	13.00	0.00	0.00	0.00	8.50	0.00	21.50	51.95	1,116.82	1,431.88	290.23	604.38	157.23	163.00	1,214.84	2,719.07
			S	0.00	0.00	12.00	7.50	10.00	0.00	10.50	40.00	34.63	1,385.21							
BOSSART; BRADEN S 3334 Caucasian; Male	S-0	199 OP GRP1 34.63 24.35	O	0.00	0.00	0.00	0.00	0.00	0.00	0.00	0.00	.00	864.43	30.36	329.61	88.99	.00	448.96	1,644.84	
			S	0.00	8.00	10.50	0.00	8.00	9.00	0.00	35.50	34.63								1,229.37
GUTIERREZ; ELOY 7321 Hispanic; Male	M-4	199 OP GRP1 34.63 24.35	O	0.00	0.50	0.00	5.50	0.00	0.00	8.00	14.00	51.95	727.23	1,238.61	48.05	441.16	124.82	88.37	702.40	2,648.64
			S	0.00	7.50	10.50	0.00	11.00	11.00	0.00	40.00	34.63	1,385.20							
SCHOUEST; SHAWN M 0460 Caucasian; Male	H-0	199 OP GRP1 34.63 24.35	O	0.00	12.00	0.00	0.00	7.00	0.00	0.00	19.00	51.95	986.96	1,436.66	291.38	424.08	161.88	.00	877.34	2,931.49
			S	0.00	0.00	12.00	4.00	3.00	10.50	10.50	40.00	34.63	1,385.21							

Employee Count: 13.00

Totals Hours:748.50

While completion of Form WH-347 is optional, it is mandatory for covered contractors and subcontractors performing work on Federally financed or assisted construction contracts to respond to the information collection contained in 29 C.F.R. SS 3.3, 5.5(a). The Copeland Act (40 U.S.C. S 3145) contractors and subcontractors performing work on Federally financed or assisted construction contracts to "furnish weekly a statement with respect to the wages paid each employee during the preceding week." U.S. Department of Labor (DOL) regulations at 29 C.F.R. S 5.5(a)(3)(ii) require contractors to submit weekly a copy of all payrolls to the Federal agency contracting for or financing the construction project, accompanied by a signed "Statement of Compliance" indicating that the payrolls are correct and complete and that each laborer or mechanic has been paid not less than the proper Davis-Bacon prevailing wage rate for the work performed. DOL and federal contracting agencies receiving this information review the information to determine that employees have received legally required wages and fringe benefits.

Public Burden Statement

We estimate that it will take an average of 55 minutes to complete this collection, including time for reviewing instructions, searching existing data sources, gathering and maintaining the data needed, and completing and reviewing the collection of information. If you have any comments regarding these estimates or any other aspect of this collection, including suggestions for reducing this burden, send them to the Administrator, Wage and Hour Division, U.S. Department of Labor, Room S3502, 200 Constitution Avenue, N.W.

Oscar Renda Contracting, Inc
 1100 Kubota Drive
 Grapevine TX 76051

Certified Report - Other Deductions

Job: 20-0199 Romeo Arm Lining Segment 5

For the Period Ending: 12-18-21 Payroll No: _____

<u>Employee Name</u>	<u>Hlth Ins</u>	<u>Dentl Ins</u>	<u>Life Ins</u>	<u>Visn Ins</u>	<u>SUPP. HE</u>	<u>Disability</u>	<u>401K</u>	<u>401K Loan</u>	<u>Garnish</u>	<u>Dues</u>	<u>Misc</u>	<u>Misc. Desc.</u>	<u>Total</u>
OMAR L ALEMAN MATOS	125.38	11.91	11.38	2.88	5.69	5.76							163.00
BRADEN S BOSSART													
ISAIAH T FIELDS	22.33	6.01	11.02		6.19	4.87							50.42
RAUL FLORES SANCHEZ													
ELOY GUTIERREZ	22.33	11.91	39.83	2.88	5.69	5.73							88.37
MAURICIO LOZANO													
SANTOS LOZANO	22.33	6.01		1.44	6.19	38.12	176.68	250.75					501.52
MIGUEL ANGEL LUNA	100.30	11.91	12.97	2.88	5.69	2.40							136.15
MONFREDO MIRANDO													
JESUS MUNOZ													
JOSE A PEREZ													
SHAWN M SCHOUEST													
SILVINO TREVINO	22.33	22.08	14.15		2.57								61.13

Oscar Renda Contracting, Inc
1100 Kubota Drive
Grapevine TX 76051

Certified Report - Certified Fringes

Job: 20-0199 Romeo Arm Lining Segment 5

For the Period Ending: 12-18-21 Payroll No: _____

<u>Employee Name</u>	<u>Hlth Ins</u>	<u>Life Ins</u>	<u>401K</u>	<u>Total</u>
OMAR L ALEMAN MATOS	65.65			65.65
BRADEN S BOSSART				
ISAIAH T FIELDS	76.29			76.29
RAUL FLORES SANCHEZ				
ELOY GUTIERREZ	76.29			76.29
MAURICIO LOZANO				
SANTOS LOZANO	76.29		154.60	230.89
MIGUEL ANGEL LUNA	70.11			70.11
MONFREDO MIRANDO				
JESUS MUNOZ				
JOSE A PEREZ				
SHAWN M SCHOUEST				
SILVINO TREVINO	76.29			76.29

Oscar Renda Contracting, Inc
1100 Kubota Drive
Grapevine TX 76051

Certified Report - Reimbursements

Job: 20-0199 Romeo Arm Lining Segment 5

For the Period Ending: 12-18-21 Payroll No: _____

<u>Employee Name</u>	<u>PER DIEM</u>	<u>AUTO</u>	<u>PHONE</u>	<u>EXPENSE</u>	<u>Misc. Desc.</u>	<u>Total</u>
OMAR L ALEMAN MATOS					_____	
BRADEN S BOSSART					_____	
ISAIAH T FIELDS					_____	
RAUL FLORES SANCHEZ					_____	
ELOY GUTIERREZ					_____	
MAURICIO LOZANO					_____	
SANTOS LOZANO					_____	
MIGUEL ANGEL LUNA					_____	
MONFREDO MIRANDO					_____	
JESUS MUNOZ					_____	
JOSE A PEREZ					_____	
SHAWN M SCHOUEST					_____	
SILVINO TREVINO					_____	

Oscar Renda Contracting, Inc

Date 2/23/2022

(b) WHERE FRINGE BENEFITS ARE PAID IN CASH

I, Javier Velez Payroll
 (Name of Signatory Party) (Title)
 do hereby state:

— Each laborer or mechanic listed in the above referenced payroll has been paid, as indicated on the payroll, an amount not less than the sum of the applicable basic hourly wage rate plus the amount of the required fringe benefits as listed in the contract, except as noted in section 4(c) below.

(1) That I pay or supervise the payment of the persons employed by Oscar Renda Contracting, Inc. on the Romeo Arm Lining Segment 5, 12901 15 Mile Rd, MI 48312:
 (Contractor or Subcontractor) (Building or Work)

(c) EXCEPTIONS

that during the payroll period commencing on the 19 day of December, 2021 and ending on the 25 day of December, 2021 all persons employed on said project have been paid the full weekly wages earned, that no rebates have been or will be made either directly or indirectly to or on behalf of said Oscar Renda Contracting, Inc
 (Contractor or Subcontractor)

EXCEPTION (CRAFT)	EXPLANATION

from the full weekly wages earned by any person and that no deductions have been made either directly or indirectly from the full wages earned by any person, other than permissible deductions as defined in Regulations, Part 3 (29 CFR Subtitle A, issued by the Secretary of Labor under the Copeland Act, as amended (48 Stat. 948, 63 Stat. 108, 72 Stat. 967; 76 Stat. 357; 40 U.S.C. 276c), and described below:

PROJECT OR CONTRACTOR NO: WWS-2020-007


REMARKS:

PAYROLL #66

(2) That any payrolls otherwise under this contract required to be submitted for the above period are correct and complete; that the wage rates for laborers or mechanics contained therein are not less than the applicable wage rates contained in any wage determination incorporated into the contract; that the classifications set forth therein for each laborer or mechanic conform with the work he performed.

NAME AND TITLE Javier Velez, Payroll

(3) That any apprentices employed in the above period are duly registered in a bona fide apprenticeship program registered with a State apprenticeship agency recognized by the Bureau of Apprenticeship and Training, United States Department of Labor, or if no such recognized agency exists in a State, are registered with the Bureau of Apprenticeship and Training, United States Department of Labor.



(4) That:

SIGNATURE

(a) WHERE FRINGE BENEFITS ARE PAID TO APPROVED PLANS, FUNDS, OR PROGRAMS

THE WILLFUL FALSIFICATION OF ANY OF THE ABOVE STATEMENTS MAY SUBJECT THE CONTRACTOR OR SUBCONTRACTOR TO CIVIL OR CRIMINAL PROSECUTION. SEE SECTION 1001 OF TITLE 18 AND SECTION 231 OF TITLE 31 OF THE UNITED STATES CODE.
 *U.S. G.P.O. 1997 510 861

in addition to the basic hourly wage rates paid to each laborer or mechanic listed in the above referenced payroll, payments of fringe benefits as listed in the contract have been or will be made to appropriate programs for the benefit of such employees, except as noted in section 4(c) below.

U.S. Department of Labor

Wage and Hour Division

PAYROLL (For Contractor's Optional Use; See Instructions, Form WH-347 Inst.)

Persons are not required to respond to the collection of information unless it displays a currently valid OMB control number.



U. S. Wage and Hour Division
Rev. Dec. 2008
OMB No.: 1235-0008
Expires: 7/31/2024

NAME OF CONTRACTOR OR SUBCONTRACTOR

ADDRESS : 1100 Kubota Drive, Grapevine, TX 76051

Oscar Renda Contracting, Inc

PAYROLL NO. 66 FOR WEEK ENDING 12/25/2021 PROJECT AND LOCATION **Romeo Arm Linina Seament 5. 12901 15 Mile Rd. MI 48312** PROJECT OR CONTRACTOR NO.

(1) Name Number of Employee Ethnic; Gender	(2) NO. OF WITHHOLDING EXEMPTIONS	(3) WORK CLASSIFICATION/ Reg Rate Fringe	OT. OR ST.	(4) DAY AND DATE							(5) TOTAL HOURS	(6) RATE OF PAY	(7)		(8) DEDUCTIONS					(9) NET WAGES PAID FOR WEEK
				12/19	12/20	12/21	12/22	12/23	12/24	12/25			GROSS AMOUNT EARNED ON JOB	CASH FRINGE	FICA	WITH-HOLDING TAX	STATE	OTHER	TOTAL DEDUCTIONS	
				S	M	T	W	T	F	S										
LOZANO; SANTOS 0951 Hispanic; Male	M-0	199 Carpenter 32.70 28.94	O	0.00	0.00	0.00	0.00	0.00	0.00	0.00	0.00	.00		777.45	169.88	253.58	90.55	415.00	929.01	1,375.09
			S	0.00	10.50	9.00	10.00	0.00	0.00	0.00	29.50	32.70	964.65							
LUNA; MIGUEL ANGEL 2433 Hispanic; Male	M-0	199 Carpenter 32.70 28.94	O	0.00	0.00	0.00	0.00	0.00	0.00	0.00	0.00	.00		783.62	153.09	225.13	85.05	136.15	599.42	1,516.85
			S	0.00	10.50	9.00	10.00	0.00	0.00	0.00	29.50	32.70	964.65							
MIRANDO; MONFREDO 4485 Hispanic; Male	M-6	199 Carpenter 32.70 28.94	O	0.00	0.00	0.00	0.00	0.00	0.00	0.00	0.00	.00		853.73	167.26	167.02	68.89	.00	403.17	1,783.21
			S	0.00	10.50	9.00	10.00	0.00	0.00	0.00	29.50	32.70	964.65							
TREVINO; SILVINO 1362 Hispanic; Male	M-5	199 Carpenter 32.70 28.94	O	0.00	0.00	0.00	0.00	0.00	0.00	0.00	0.00	.00		951.09	191.21	243.80	86.21	61.13	582.35	1,961.59
			S	0.00	10.50	9.00	10.00	6.00	0.00	0.00	35.50	32.70	1,160.85							
FIELDS; ISIAH T 7686 Black; Male	S-3	199 Common/General Labore 22.42 16.80	O	0.00	0.00	0.00	0.00	0.00	0.00	0.00	0.00	.00		410.90	101.05	162.60	44.13	50.42	358.20	994.88
			S	0.00	10.00	9.00	10.00	0.00	0.00	0.00	29.00	22.42	650.18							
FLORES SANCHEZ; RAUL 4136 Hispanic; Male	S-0	199 Common/General Labore 22.42 16.80	O	0.00	0.00	0.00	0.00	0.00	0.00	0.00	0.00	.00		487.20	114.46	194.29	63.58	.00	372.33	1,123.77
			S	0.00	10.00	9.00	10.00	0.00	0.00	0.00	29.00	22.42	650.18							
LOZANO; MAURICIO 4006 Hispanic; Male	S-0	199 Common/General Labore 22.42 16.80	O	0.00	0.00	0.00	0.00	0.00	0.00	0.00	0.00	.00		487.20	114.44	194.29	63.58	.00	372.31	1,123.79
			S	0.00	10.00	9.00	10.00	0.00	0.00	0.00	29.00	22.42	650.18							
MUNOZ; JESUS 9666 Hispanic; Male	S-0	199 Common/General Labore 22.42 16.80	O	0.00	0.00	0.00	0.00	0.00	0.00	0.00	0.00	.00		487.20	114.45	194.29	63.58	.00	372.32	1,123.78
			S	0.00	10.00	9.00	10.00	0.00	0.00	0.00	29.00	22.42	650.18							
PEREZ; JOSE A 5392 Hispanic; Male	S-0	199 Common/General Labore 22.42 16.80	O	0.00	0.00	0.00	0.00	0.00	0.00	0.00	0.00	.00		487.20	114.45	194.29	63.58	.00	372.32	1,123.78
			S	0.00	10.00	9.00	10.00	0.00	0.00	0.00	29.00	22.42	650.18							

Oscar Renda Contracting, Inc
 1100 Kubota Drive
 Grapevine TX 76051

Certified Report - Other Deductions

Job: 20-0199 Romeo Arm Lining Segment 5

For the Period Ending: 12-25-21 Payroll No: _____

<u>Employee Name</u>	<u>Hlth Ins</u>	<u>Dentl Ins</u>	<u>Life Ins</u>	<u>Visn Ins</u>	<u>SUPP. HE</u>	<u>Disability</u>	<u>401K</u>	<u>401K Loan</u>	<u>Garnish</u>	<u>Dues</u>	<u>Misc</u>	<u>Misc. Desc.</u>	<u>Total</u>
OMAR L ALEMAN MATOS	125.38	11.91	11.38	2.88	5.69	5.76							163.00
BRADEN S BOSSART													
ISAIAH T FIELDS	22.33	6.01	11.02		6.19	4.87							50.42
RAUL FLORES SANCHEZ													
ELOY GUTIERREZ	22.33	11.91	39.83	2.88	5.69	5.73							88.37
MAURICIO LOZANO													
SANTOS LOZANO	22.33	6.01		1.44	6.19	38.12	90.16	250.75					415.00
MIGUEL ANGEL LUNA	100.30	11.91	12.97	2.88	5.69	2.40							136.15
MONFREDO MIRANDO													
JESUS MUNOZ													
JOSE A PEREZ													
SHAWN M SCHOUEST													
SILVINO TREVINO	22.33	22.08	14.15		2.57								61.13

Oscar Renda Contracting, Inc
1100 Kubota Drive
Grapevine TX 76051

Certified Report - Certified Fringes

Job: 20-0199 Romeo Arm Lining Segment 5

For the Period Ending: 12-25-21 Payroll No: _____

<u>Employee Name</u>	<u>Hlth Ins</u>	<u>Life Ins</u>	<u>401K</u>	<u>Total</u>
OMAR L ALEMAN MATOS	65.65			65.65
BRADEN S BOSSART				
ISAIAH T FIELDS	76.29			76.29
RAUL FLORES SANCHEZ				
ELOY GUTIERREZ	76.29			76.29
MAURICIO LOZANO				
SANTOS LOZANO	76.29		78.89	155.18
MIGUEL ANGEL LUNA	70.11			70.11
MONFREDO MIRANDO				
JESUS MUNOZ				
JOSE A PEREZ				
SHAWN M SCHOUEST				
SILVINO TREVINO	76.29			76.29

Oscar Renda Contracting, Inc
1100 Kubota Drive
Grapevine TX 76051

Certified Report - Reimbursements

Job: 20-0199 Romeo Arm Lining Segment 5

For the Period Ending: 12-25-21 Payroll No: _____

<u>Employee Name</u>	<u>PER DIEM</u>	<u>AUTO</u>	<u>PHONE</u>	<u>EXPENSE</u>	<u>Misc. Desc.</u>	<u>Total</u>
OMAR L ALEMAN MATOS					_____	
BRADEN S BOSSART					_____	
ISAIAH T FIELDS					_____	
RAUL FLORES SANCHEZ					_____	
ELOY GUTIERREZ					_____	
MAURICIO LOZANO					_____	
SANTOS LOZANO			50.00		_____	50.00
MIGUEL ANGEL LUNA					_____	
MONFREDO MIRANDO					_____	
JESUS MUNOZ					_____	
JOSE A PEREZ					_____	
SHAWN M SCHOUEST					_____	
SILVINO TREVINO					_____	



865 S. Fort Street
 Detroit, MI 48217
 (313) 842-1700 Ph.

Invoice 49837
 Invoice Date: Wednesday, December 1, 2021
 Customer: 000723
 Job No : Z-32255
 Salesperson: Matt McVittie
 Ordered By: Chris Bennett
 Terms: Due Upon Receipt

Bill To:
 Oscar Renda
 608 Henrietta Creek Rd
 Roanoke, TX 76262

Job Site:
 12620 15 mile rd
 12620 15 mile rd
 Sterling Heights , MI 48312

Purchase Order No:


Work Performed:
 Crane to make misc pics on site. Bare Rental. Customer has certified CCO operator in the seat (mandatory) Estimated 2 week duration per customer

Bare rental

Date	Description	Unit No	Qty	Unit Meas	Rate	Extension
12/1/2021 to 12/31/2021	080 Ton CP Hourly Rate December 2021 Rental	RT80-02	4.60	Weeks	\$8,000.00	\$36,800.00

Total Invoice: \$36,800.00

www.jjcurran.com
 It's Not Luck, It's Know How
 We accept Visa, Mastercard, American Express, and ACH Payments.
Call us today to book your next job with our new GMK 6300 L Ton All Terrain Crane!



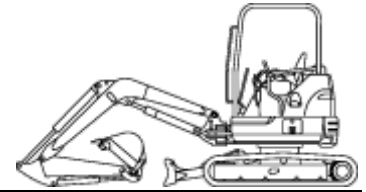
Rental Rate Blue Book®
Caterpillar 305E2 CR

Crawler Mounted Compact Excavators

Size Class:

5.1 - 6.0 MTons

Weight:

N/A

Configuration for 305E2 CR

 Operating Weight
Power Mode

11433 lbs
Diesel

Operator Protection

ROPS
Blue Book Rates

** FHWA Rate is equal to the monthly ownership cost divided by 176 plus the hourly estimated operating cost.

	Ownership Costs				Estimated Operating Costs Hourly	FHWA Rate** Hourly
	Monthly	Weekly	Daily	Hourly		
Published Rates	USD \$3,780.00	USD \$1,060.00	USD \$265.00	USD \$40.00	USD \$16.52	USD \$38.00
Adjustments						
Region (Michigan: 108.2%)	USD \$309.96	USD \$86.92	USD \$21.73	USD \$3.28		
Model Year (2021: 100%)	-	-	-	-		
Adjusted Hourly Ownership Cost (100%)	-	-	-	-		
Hourly Operating Cost (100%)					-	
Total:	USD \$4,089.96	USD \$1,146.92	USD \$286.73	USD \$43.28	USD \$16.52	USD \$39.76

Non-Active Use Rates

 Standby Rate
Idling Rate

Hourly

USD \$11.62

USD \$28.63

Rate Element Allocation

Element	Percentage	Value
Depreciation (ownership)	45%	USD \$1,701.00/mo
Overhaul (ownership)	39%	USD \$1,474.20/mo
CFC (ownership)	3%	USD \$113.40/mo
Indirect (ownership)	13%	USD \$491.40/mo
Fuel (operating) @ USD 3.27	33%	USD \$5.39/hr

Revised Date: 3rd quarter 2021

These are the most accurate rates for the selected Revision Date(s). However, due to more frequent online updates, these rates may not match Rental Rate Blue Book Print. Visit the Cost Recovery Product Guide on our Help page for more information.

 The equipment represented in this report has been exclusively prepared for STEPHEN STEPHENS
(equipment@oscarrenda.com)

Rental Rate Blue Book®

August 4, 2021

Komatsu PC88MR-10
 Crawler Mounted Hydraulic Excavators

 Size Class:
8.1 - 10.0 MTons
 Weight:
N/A
Configuration for PC88MR-10

 Operating Weight **18739 lbs** Power Mode **Diesel**
Blue Book Rates

** FHWA Rate is equal to the monthly ownership cost divided by 176 plus the hourly estimated operating cost.

	Ownership Costs				Estimated Operating Costs Hourly	FHWA Rate** Hourly
	Monthly	Weekly	Daily	Hourly		
Published Rates	USD \$7,265.00	USD \$2,035.00	USD \$510.00	USD \$77.00	USD \$29.93	USD \$71.21
Adjustments						
Region (Michigan: 108.3%)	USD \$602.99	USD \$168.90	USD \$42.33	USD \$6.39		
Model Year (2021: 100%)	-	-	-	-		
Adjusted Hourly Ownership Cost (100%)	-	-	-	-		
Hourly Operating Cost (100%)					-	
Total:	USD \$7,868.00	USD \$2,203.91	USD \$552.33	USD \$83.39	USD \$29.93	USD \$74.63

Non-Active Use Rates

	Hourly
Standby Rate	USD \$22.35
Idling Rate	USD \$50.58

Rate Element Allocation

Element	Percentage	Value
Depreciation (ownership)	38%	USD \$2,760.70/mo
Overhaul (ownership)	51%	USD \$3,705.15/mo
CFC (ownership)	3%	USD \$217.95/mo
Indirect (ownership)	8%	USD \$581.20/mo
Fuel (operating) @ USD 3.27	20%	USD \$5.88/hr

Revised Date: 3rd quarter 2021

These are the most accurate rates for the selected Revision Date(s). However, due to more frequent online updates, these rates may not match Rental Rate Blue Book Print. Visit the Cost Recovery Product Guide on our Help page for more information.

 The equipment represented in this report has been exclusively prepared for STEPHEN STEPHENS
 (equipment@oscarrenda.com)

Rental Rate Blue Book®

August 4, 2021

Mayco LS-50TD (disc. 2008)
 Trailer Mounted Concrete Pumps

 Size Class:
26 - 65 CYH
 Weight:
4206 lbs

Configuration for LS-50TD (disc. 2008)

 Horsepower **79.0** Power Mode **Diesel**
Blue Book Rates

** FHWA Rate is equal to the monthly ownership cost divided by 176 plus the hourly estimated operating cost.

	Ownership Costs				Estimated Operating Costs Hourly	FHWA Rate** Hourly
	Monthly	Weekly	Daily	Hourly		
Published Rates	USD \$2,950.00	USD \$825.00	USD \$205.00	USD \$31.00	USD \$25.09	USD \$41.85
Adjustments						
Region (Michigan: 108.2%)	USD \$241.90	USD \$67.65	USD \$16.81	USD \$2.54		
Model Year (2008: 100%)	-	-	-	-		
Adjusted Hourly Ownership Cost (100%)	-	-	-	-		
Hourly Operating Cost (100%)					-	
Total:	USD \$3,191.90	USD \$892.65	USD \$221.81	USD \$33.54	USD \$25.09	USD \$43.23

Non-Active Use Rates

	Hourly
Standby Rate	USD \$9.07
Idling Rate	USD \$31.50

Rate Element Allocation

Element	Percentage	Value
Depreciation (ownership)	38%	USD \$1,121.00/mo
Overhaul (ownership)	51%	USD \$1,504.50/mo
CFC (ownership)	1%	USD \$29.50/mo
Indirect (ownership)	10%	USD \$295.00/mo
Fuel (operating) @ USD 3.27	53%	USD \$13.36/hr

Revised Date: 3rd quarter 2021

These are the most accurate rates for the selected Revision Date(s). However, due to more frequent online updates, these rates may not match Rental Rate Blue Book Print. Visit the Cost Recovery Product Guide on our Help page for more information.

 The equipment represented in this report has been exclusively prepared for STEPHEN STEPHENS
 (equipment@oscarrenda.com)

Rental Rate Blue Book®
Deere 331G
 Compact Track Loaders

 Size Class:
2851 - 3200 lbs
 Weight:
 N/A

Configuration for 331G

Horsepower	88.5 hp	Operator Protection	ROPS/FOPS
Power Mode	Diesel		

Blue Book Rates

** FHWA Rate is equal to the monthly ownership cost divided by 176 plus the hourly estimated operating cost.

	Ownership Costs				Estimated Operating Costs Hourly	FHWA Rate** Hourly
	Monthly	Weekly	Daily	Hourly		
Published Rates	USD \$5,475.00	USD \$1,535.00	USD \$385.00	USD \$58.00	USD \$22.99	USD \$54.10
Adjustments						
Region (Michigan: 109.4%)	USD \$514.65	USD \$144.29	USD \$36.19	USD \$5.45		
Model Year (2021: 100%)	-	-	-	-		
Adjusted Hourly Ownership Cost (100%)	-	-	-	-		
Hourly Operating Cost (100%)					-	
Total:	USD \$5,989.65	USD \$1,679.29	USD \$421.19	USD \$63.45	USD \$22.99	USD \$57.02

Non-Active Use Rates

Standby Rate	Hourly	USD \$17.02
Idling Rate	Hourly	USD \$44.74

Rate Element Allocation

Element	Percentage	Value
Depreciation (ownership)	37%	USD \$2,025.75/mo
Overhaul (ownership)	51%	USD \$2,792.25/mo
CFC (ownership)	2%	USD \$109.50/mo
Indirect (ownership)	10%	USD \$547.50/mo
Fuel (operating) @ USD 3.27	47%	USD \$10.71/hr

Revised Date: 3rd quarter 2021

These are the most accurate rates for the selected Revision Date(s). However, due to more frequent online updates, these rates may not match Rental Rate Blue Book Print. Visit the Cost Recovery Product Guide on our Help page for more information.

The equipment represented in this report has been exclusively prepared for STEPHEN STEPHENS (equipment@oscarrenda.com)

Rental Rate Blue Book®

Miscellaneous 40
Ventilating Blowers

Size Class:
30 - 49 HP
Weight:
1200 lbs



Configuration for 40

Horsepower **40.0** Power Mode **Electric**
Rpm **1,750**

Blue Book Rates

** FHWA Rate is equal to the monthly ownership cost divided by 176 plus the hourly estimated operating cost.

	Ownership Costs				Estimated Operating Costs Hourly	FHWA Rate** Hourly
	Monthly	Weekly	Daily	Hourly		
Published Rates	USD \$1,055.00	USD \$295.00	USD \$74.00	USD \$11.00	USD \$3.24	USD \$9.23
Adjustments						
Region (Michigan: 109.3%)	USD \$98.11	USD \$27.43	USD \$6.88	USD \$1.02		
Model Year (2021: 100%)	-	-	-	-		
Adjusted Hourly Ownership Cost (100%)	-	-	-	-		
Hourly Operating Cost (100%)					-	
Total:	USD \$1,153.11	USD \$322.43	USD \$80.88	USD \$12.02	USD \$3.24	USD \$9.79

Non-Active Use Rates

	Hourly
Standby Rate	USD \$3.28
Idling Rate	USD \$6.55

Rate Element Allocation

Element	Percentage	Value
Depreciation (ownership)	41%	USD \$432.55/mo
Overhaul (ownership)	48%	USD \$506.40/mo
CFC (ownership)	2%	USD \$21.10/mo
Indirect (ownership)	9%	USD \$94.95/mo

Fuel cost data is not available for these rates.

Revised Date: 3rd quarter 2021

These are the most accurate rates for the selected Revision Date(s). However, due to more frequent online updates, these rates may not match Rental Rate Blue Book Print. Visit the Cost Recovery Product Guide on our Help page for more information.

The equipment represented in this report has been exclusively prepared for STEPHEN STEPHENS (equipment@oscarrenda.com)

Rental Rate Blue Book®
Miller BIG BLUE 300 CC/CV
 Portable Welders

 Size Class:
201 - 300 amps
 Weight:
N/A

Configuration for BIG BLUE 300 CC/CV

Amps	300	Current	DC
Horsepower	21.7 hp	Mounting	Trailer
Power Mode	Diesel		

Blue Book Rates

** FHWA Rate is equal to the monthly ownership cost divided by 176 plus the hourly estimated operating cost.

	Ownership Costs				Estimated Operating Costs Hourly	FHWA Rate** Hourly
	Monthly	Weekly	Daily	Hourly		
Published Rates	USD \$340.00	USD \$95.00	USD \$24.00	USD \$4.00	USD \$4.67	USD \$6.60
Adjustments						
Region (Michigan: 108.9%)	USD \$30.26	USD \$8.45	USD \$2.14	USD \$0.36		
Model Year (2021: 100%)	-	-	-	-		
Adjusted Hourly Ownership Cost (100%)	-	-	-	-		
Hourly Operating Cost (100%)					-	
Total:	USD \$370.26	USD \$103.46	USD \$26.14	USD \$4.36	USD \$4.67	USD \$6.77

Non-Active Use Rates

	Hourly
Standby Rate	USD \$1.05
Idling Rate	USD \$5.03

Rate Element Allocation

Element	Percentage	Value
Depreciation (ownership)	45%	USD \$153.00/mo
Overhaul (ownership)	27%	USD \$91.80/mo
CFC (ownership)	5%	USD \$17.00/mo
Indirect (ownership)	23%	USD \$78.20/mo
Fuel (operating) @ USD 3.27	63%	USD \$2.93/hr

Revised Date: 3rd quarter 2021

These are the most accurate rates for the selected Revision Date(s). However, due to more frequent online updates, these rates may not match Rental Rate Blue Book Print. Visit the Cost Recovery Product Guide on our Help page for more information.

The equipment represented in this report has been exclusively prepared for STEPHEN STEPHENS
 (equipment@oscarrenda.com)

Rental Rate Blue Book®

January 29, 2021

Caterpillar XQP150
 Large Generator Sets

 Size Class:
101 - 200 KW
 Weight:
N/A

Configuration for XQP150

Enclosure	Enclosed	Horsepower	160.9 hp
Power Mode	Diesel	Prime Output	145.0 kW

Blue Book Rates

** FHWA Rate is equal to the monthly ownership cost divided by 176 plus the hourly estimated operating cost.

	Ownership Costs				Estimated Operating Costs Hourly	FHWA Rate** Hourly
	Monthly	Weekly	Daily	Hourly		
Published Rates	USD \$3,280.00	USD \$920.00	USD \$230.00	USD \$35.00	USD \$37.32	USD \$55.96
Adjustments						
Region (Michigan: 108.5%)	USD \$278.80	USD \$78.20	USD \$19.55	USD \$2.97		
Model Year (2021: 100%)	-	-	-	-		
Adjusted Hourly Ownership Cost (100%)	-	-	-	-		
Hourly Operating Cost (100%)					-	
Total:	USD \$3,558.80	USD \$998.20	USD \$249.55	USD \$37.97	USD \$37.32	USD \$57.54

Non-Active Use Rates

	Hourly
Standby Rate	USD \$10.11
Idling Rate	USD \$42.17

Rate Element Allocation

Element	Percentage	Value
Depreciation (ownership)	39%	USD \$1,279.20/mo
Overhaul (ownership)	41%	USD \$1,344.80/mo
CFC (ownership)	4%	USD \$131.20/mo
Indirect (ownership)	16%	USD \$524.80/mo
Fuel (operating) @ USD 2.53	59%	USD \$21.95/hr

Revised Date: 1st half 2021

These are the most accurate rates for the selected Revision Date(s). However, due to more frequent online updates, these rates may not match Rental Rate Blue Book Print. Visit the Cost Recovery Product Guide on our Help page for more information.

The equipment represented in this report has been exclusively prepared for STEPHEN STEPHENS (sstephens@southlandholdings.com)

Rental Rate Blue Book®

August 4, 2021

Wacker Neuson G 25 (disc. 2015)

Large Generator Sets

Size Class:
20 - 50 KW
 Weight:
N/A



Configuration for G 25 (disc. 2015)

Enclosure **Enclosed** Horsepower **35.4 hp**
 Power Mode **Diesel** Prime Output **19500 kW**

Blue Book Rates

** FHWA Rate is equal to the monthly ownership cost divided by 176 plus the hourly estimated operating cost.

	Ownership Costs				Estimated Operating Costs Hourly	FHWA Rate** Hourly
	Monthly	Weekly	Daily	Hourly		
Published Rates	USD \$635.00	USD \$180.00	USD \$45.00	USD \$7.00	USD \$10.99	USD \$14.60
Adjustments						
Region (Michigan: 108.5%)	USD \$53.97	USD \$15.30	USD \$3.83	USD \$0.60		
Model Year (2015: 100%)	-	-	-	-		
Adjusted Hourly Ownership Cost (100%)	-	-	-	-		
Hourly Operating Cost (100%)					-	
Total:	USD \$688.97	USD \$195.30	USD \$48.83	USD \$7.59	USD \$10.99	USD \$14.90

Non-Active Use Rates

	Hourly
Standby Rate	USD \$1.96
Idling Rate	USD \$10.16

Rate Element Allocation

Element	Percentage	Value
Depreciation (ownership)	40%	USD \$254.00/mo
Overhaul (ownership)	39%	USD \$247.65/mo
CFC (ownership)	3%	USD \$19.05/mo
Indirect (ownership)	18%	USD \$114.30/mo
Fuel (operating) @ USD 3.27	57%	USD \$6.25/hr

Revised Date: 3rd quarter 2021

These are the most accurate rates for the selected Revision Date(s). However, due to more frequent online updates, these rates may not match Rental Rate Blue Book Print. Visit the Cost Recovery Product Guide on our Help page for more information.

The equipment represented in this report has been exclusively prepared for STEPHEN STEPHENS (equipment@oscarrenda.com)

Rental Rate Blue Book®

January 29, 2021

Wacker Neuson G70

Large Generator Sets

Size Class:
51 - 100 KW
 Weight:
N/A



Configuration for G70

Enclosure **Enclosed** Horsepower **104 hp**
 Power Mode **Diesel** Prime Output **58000 kW**

Blue Book Rates

** FHWA Rate is equal to the monthly ownership cost divided by 176 plus the hourly estimated operating cost.

	Ownership Costs				Estimated Operating Costs Hourly	FHWA Rate** Hourly
	Monthly	Weekly	Daily	Hourly		
Published Rates	USD \$1,430.00	USD \$400.00	USD \$100.00	USD \$15.00	USD \$22.08	USD \$30.20
Adjustments						
Region (Michigan: 108.5%)	USD \$121.55	USD \$34.00	USD \$8.50	USD \$1.27		
Model Year (2021: 100%)	-	-	-	-		
Adjusted Hourly Ownership Cost (100%)	-	-	-	-		
Hourly Operating Cost (100%)					-	
Total:	USD \$1,551.55	USD \$434.00	USD \$108.50	USD \$16.27	USD \$22.08	USD \$30.90

Non-Active Use Rates

	Hourly
Standby Rate	USD \$4.41
Idling Rate	USD \$23.01

Rate Element Allocation

Element	Percentage	Value
Depreciation (ownership)	39%	USD \$557.70/mo
Overhaul (ownership)	41%	USD \$586.30/mo
CFC (ownership)	4%	USD \$57.20/mo
Indirect (ownership)	16%	USD \$228.80/mo
Fuel (operating) @ USD 2.53	64%	USD \$14.19/hr

Revised Date: 1st half 2021

These are the most accurate rates for the selected Revision Date(s). However, due to more frequent online updates, these rates may not match Rental Rate Blue Book Print. Visit the Cost Recovery Product Guide on our Help page for more information.

The equipment represented in this report has been exclusively prepared for STEPHEN STEPHENS (sstephens@southlandholdings.com)

Rental Rate Blue Book®
Hipower HRJW-460 T6
 Large Generator Sets

 Size Class:
201 - 400 KW
 Weight:
N/A

Configuration for HRJW-460 T6

Enclosure	Enclosed	Horsepower	561 hp
Power Mode	Diesel	Prime Output	230 kW

Blue Book Rates

** FHWA Rate is equal to the monthly ownership cost divided by 176 plus the hourly estimated operating cost.

	Ownership Costs				Estimated Operating Costs Hourly	FHWA Rate** Hourly
	Monthly	Weekly	Daily	Hourly		
Published Rates	USD \$4,350.00	USD \$1,220.00	USD \$305.00	USD \$46.00	USD \$126.21	USD \$150.93
Adjustments						
Region (Michigan: 108.5%)	USD \$369.75	USD \$103.70	USD \$25.92	USD \$3.91		
Model Year (2021: 100%)	-	-	-	-		
Adjusted Hourly Ownership Cost (100%)	-	-	-	-		
Hourly Operating Cost (100%)					-	
Total:	USD \$4,719.75	USD \$1,323.70	USD \$330.92	USD \$49.91	USD \$126.21	USD \$153.03

Non-Active Use Rates

	Hourly
Standby Rate	USD \$13.41
Idling Rate	USD \$125.88

Rate Element Allocation

Element	Percentage	Value
Depreciation (ownership)	40%	USD \$1,740.00/mo
Overhaul (ownership)	39%	USD \$1,696.50/mo
CFC (ownership)	3%	USD \$130.50/mo
Indirect (ownership)	18%	USD \$783.00/mo
Fuel (operating) @ USD 3.27	78%	USD \$99.06/hr

Revised Date: 3rd quarter 2021

These are the most accurate rates for the selected Revision Date(s). However, due to more frequent online updates, these rates may not match Rental Rate Blue Book Print. Visit the Cost Recovery Product Guide on our Help page for more information.

 The equipment represented in this report has been exclusively prepared for STEPHEN STEPHENS
 (equipment@oscarrenda.com)

Rental Rate Blue Book®
Ingersoll Rand P185WIR (disc. 2008)
 Portable Rotary Screw Air Compressors

 Size Class:
125 - 249 cfm
 Weight:
2325 lbs

Configuration for P185WIR (disc. 2008)

 Air Delivery Rating **185.0 cu ft/min** Horsepower **65.0**
 Power Mode **Diesel**
Blue Book Rates

** FHWA Rate is equal to the monthly ownership cost divided by 176 plus the hourly estimated operating cost.

	Ownership Costs				Estimated Operating Costs Hourly	FHWA Rate** Hourly
	Monthly	Weekly	Daily	Hourly		
Published Rates	USD \$980.00	USD \$275.00	USD \$69.00	USD \$10.00	USD \$10.47	USD \$16.04
Adjustments						
Region (Michigan: 109.9%)	USD \$97.02	USD \$27.23	USD \$6.83	USD \$0.99		
Model Year (2008: 100%)	-	-	-	-		
Adjusted Hourly Ownership Cost (100%)	-	-	-	-		
Hourly Operating Cost (100%)					-	
Total:	USD \$1,077.02	USD \$302.23	USD \$75.83	USD \$10.99	USD \$10.47	USD \$16.59

Non-Active Use Rates

	Hourly
Standby Rate	USD \$3.06
Idling Rate	USD \$12.03

Rate Element Allocation

Element	Percentage	Value
Depreciation (ownership)	27%	USD \$264.60/mo
Overhaul (ownership)	65%	USD \$637.00/mo
CFC (ownership)	2%	USD \$19.60/mo
Indirect (ownership)	6%	USD \$58.80/mo
Fuel (operating) @ USD 2.53	56%	USD \$5.91/hr

Revised Date: 1st half 2021

These are the most accurate rates for the selected Revision Date(s). However, due to more frequent online updates, these rates may not match Rental Rate Blue Book Print. Visit the Cost Recovery Product Guide on our Help page for more information.

 The equipment represented in this report has been exclusively prepared for STEPHEN STEPHENS
 (sstephens@southlandholdings.com)

Rental Rate Blue Book®

January 29, 2021

Sullivan-Palatek D375Q7CA
 Portable Rotary Screw Air Compressors

 Size Class:
250 - 599 cfm
 Weight:
3395 lbs

Configuration for D375Q7CA

 Air Delivery Rating **375.0 cu ft/min** Horsepower **114.0**
 Power Mode **Diesel**
Blue Book Rates

** FHWA Rate is equal to the monthly ownership cost divided by 176 plus the hourly estimated operating cost.

	Ownership Costs				Estimated Operating Costs Hourly	FHWA Rate** Hourly
	Monthly	Weekly	Daily	Hourly		
Published Rates	USD \$1,530.00	USD \$430.00	USD \$110.00	USD \$17.00	USD \$17.28	USD \$25.97
Adjustments						
Region (Michigan: 109.9%)	USD \$151.47	USD \$42.57	USD \$10.89	USD \$1.68		
Model Year (2021: 100%)	-	-	-	-		
Adjusted Hourly Ownership Cost (100%)	-	-	-	-		
Hourly Operating Cost (100%)					-	
Total:	USD \$1,681.47	USD \$472.57	USD \$120.89	USD \$18.68	USD \$17.28	USD \$26.83

Non-Active Use Rates

	Hourly
Standby Rate	USD \$4.78
Idling Rate	USD \$19.92

Rate Element Allocation

Element	Percentage	Value
Depreciation (ownership)	27%	USD \$413.10/mo
Overhaul (ownership)	65%	USD \$994.50/mo
CFC (ownership)	2%	USD \$30.60/mo
Indirect (ownership)	6%	USD \$91.80/mo
Fuel (operating) @ USD 2.53	60%	USD \$10.37/hr

Revised Date: 1st half 2021

These are the most accurate rates for the selected Revision Date(s). However, due to more frequent online updates, these rates may not match Rental Rate Blue Book Print. Visit the Cost Recovery Product Guide on our Help page for more information.

The equipment represented in this report has been exclusively prepared for STEPHEN STEPHENS (sstephens@southlandholdings.com)

Rental Rate Blue Book®

Magnum MLT3060K Portable Light Towers

Size Class:
Thru 7 KW
Weight:
N/A



Configuration for MLT3060K

Horsepower **11.7 hp** Number Of Lights **4**
Power Mode **Diesel** Tower Height **30 ft**

Blue Book Rates

** FHWA Rate is equal to the monthly ownership cost divided by 176 plus the hourly estimated operating cost.

	Ownership Costs				Estimated Operating Costs Hourly	FHWA Rate** Hourly
	Monthly	Weekly	Daily	Hourly		
Published Rates	USD \$660.00	USD \$185.00	USD \$46.00	USD \$7.00	USD \$3.91	USD \$7.66
Adjustments						
Region (Michigan: 107.9%)	USD \$52.14	USD \$14.61	USD \$3.63	USD \$0.55		
Model Year (2021: 100%)	-	-	-	-		
Adjusted Hourly Ownership Cost (100%)	-	-	-	-		
Hourly Operating Cost (100%)					-	
Total:	USD \$712.14	USD \$199.62	USD \$49.63	USD \$7.55	USD \$3.91	USD \$7.96

Non-Active Use Rates

	Hourly
Standby Rate	USD \$2.02
Idling Rate	USD \$5.04

Rate Element Allocation

Element	Percentage	Value
Depreciation (ownership)	35%	USD \$231.00/mo
Overhaul (ownership)	57%	USD \$376.20/mo
CFC (ownership)	1%	USD \$6.60/mo
Indirect (ownership)	7%	USD \$46.20/mo
Fuel (operating) @ USD 3.27	25%	USD \$0.99/hr

Revised Date: 3rd quarter 2021

These are the most accurate rates for the selected Revision Date(s). However, due to more frequent online updates, these rates may not match Rental Rate Blue Book Print. Visit the Cost Recovery Product Guide on our Help page for more information.

The equipment represented in this report has been exclusively prepared for STEPHEN STEPHENS
(equipment@oscarrenda.com)

Rental Rate Blue Book®

August 4, 2021

Terex RT 780
 Rough Terrain Hydraulic Cranes

 Size Class:
66.0 - 80.9 MTons
 Weight:
94994 lbs
Configuration for RT 780

Axle Configuration	4 X 4	Maximum Boom Length	126.0 ft
Maximum Lift Capacity	72.6 mt	Power Mode	Diesel

Blue Book Rates

** FHWA Rate is equal to the monthly ownership cost divided by 176 plus the hourly estimated operating cost.

	Ownership Costs				Estimated Operating Costs Hourly	FHWA Rate** Hourly
	Monthly	Weekly	Daily	Hourly		
Published Rates	USD \$20,395.00	USD \$5,710.00	USD \$1,430.00	USD \$215.00	USD \$110.66	USD \$226.54
Adjustments						
Region (Michigan: 108.9%)	USD \$1,815.16	USD \$508.19	USD \$127.27	USD \$19.14		
Model Year (2021: 100%)	-	-	-	-		
Adjusted Hourly Ownership Cost (100%)	-	-	-	-		
Hourly Operating Cost (100%)					-	
Total:	USD \$22,210.15	USD \$6,218.19	USD \$1,557.27	USD \$234.13	USD \$110.66	USD \$236.85

Non-Active Use Rates

	Hourly
Standby Rate	USD \$63.10
Idling Rate	USD \$163.06

Rate Element Allocation

Element	Percentage	Value
Depreciation (ownership)	39%	USD \$7,954.05/mo
Overhaul (ownership)	49%	USD \$9,993.55/mo
CFC (ownership)	3%	USD \$611.85/mo
Indirect (ownership)	9%	USD \$1,835.55/mo
Fuel (operating) @ USD 3.27	33%	USD \$36.87/hr

Revised Date: 3rd quarter 2021

These are the most accurate rates for the selected Revision Date(s). However, due to more frequent online updates, these rates may not match Rental Rate Blue Book Print. Visit the Cost Recovery Product Guide on our Help page for more information.


 The equipment represented in this report has been exclusively prepared for STEPHEN STEPHENS
 (equipment@oscarrenda.com)

Rental Rate Blue Book®

August 4, 2021

Deere 744H HL (disc. 2002)

4-Wd Articulated Wheel Loaders

 Size Class:
225 - 249 HP
 Weight:
 N/A

Configuration for 744H HL (disc. 2002)

 Bucket Capacity **5.25 cu yd** Horsepower **240.0 hp**
 Operator Protection **ROPS/FOPS** Power Mode **Diesel**
Blue Book Rates

** FHWA Rate is equal to the monthly ownership cost divided by 176 plus the hourly estimated operating cost.

	Ownership Costs				Estimated Operating Costs Hourly	FHWA Rate** Hourly
	Monthly	Weekly	Daily	Hourly		
Published Rates	USD \$8,460.00	USD \$2,370.00	USD \$595.00	USD \$89.00	USD \$46.49	USD \$94.56
Adjustments						
Region (Michigan: 108.8%)	USD \$744.48	USD \$208.56	USD \$52.36	USD \$7.83		
Model Year (2002: 100%)	-	-	-	-		
Adjusted Hourly Ownership Cost (100%)	-	-	-	-		
Hourly Operating Cost (100%)					-	
Total:	USD \$9,204.48	USD \$2,578.56	USD \$647.36	USD \$96.83	USD \$46.49	USD \$98.79

Non-Active Use Rates

	Hourly
Standby Rate	USD \$26.15
Idling Rate	USD \$66.17

Rate Element Allocation

Element	Percentage	Value
Depreciation (ownership)	47%	USD \$3,976.20/mo
Overhaul (ownership)	38%	USD \$3,214.80/mo
CFC (ownership)	3%	USD \$253.80/mo
Indirect (ownership)	12%	USD \$1,015.20/mo
Fuel (operating) @ USD 3.27	30%	USD \$13.87/hr

Revised Date: 3rd quarter 2021

These are the most accurate rates for the selected Revision Date(s). However, due to more frequent online updates, these rates may not match Rental Rate Blue Book Print. Visit the Cost Recovery Product Guide on our Help page for more information.

The equipment represented in this report has been exclusively prepared for STEPHEN STEPHENS
 (equipment@oscarrenda.com)

Rental Rate Blue Book®

August 4, 2021

Broce RJ-350

Self Propelled Pavement Brooms

Size Class:

All

Weight:

N/A

Configuration for RJ-350

 Horsepower **80.0** Power Mode **Diesel**
Blue Book Rates

** FHWA Rate is equal to the monthly ownership cost divided by 176 plus the hourly estimated operating cost.

	Ownership Costs				Estimated Operating Costs Hourly	FHWA Rate** Hourly
	Monthly	Weekly	Daily	Hourly		
Published Rates	USD \$3,260.00	USD \$915.00	USD \$230.00	USD \$35.00	USD \$23.67	USD \$42.19
Adjustments						
Region (Michigan: 108.4%)	USD \$273.84	USD \$76.86	USD \$19.32	USD \$2.94		
Model Year (2021: 100%)	-	-	-	-		
Adjusted Hourly Ownership Cost (100%)	-	-	-	-		
Hourly Operating Cost (100%)					-	
Total:	USD \$3,533.84	USD \$991.86	USD \$249.32	USD \$37.94	USD \$23.67	USD \$43.75

Non-Active Use Rates

	Hourly
Standby Rate	USD \$10.04
Idling Rate	USD \$29.76

Rate Element Allocation

Element	Percentage	Value
Depreciation (ownership)	35%	USD \$1,141.00/mo
Overhaul (ownership)	56%	USD \$1,825.60/mo
CFC (ownership)	1%	USD \$32.60/mo
Indirect (ownership)	8%	USD \$260.80/mo
Fuel (operating) @ USD 3.27	41%	USD \$9.68/hr

Revised Date: 3rd quarter 2021

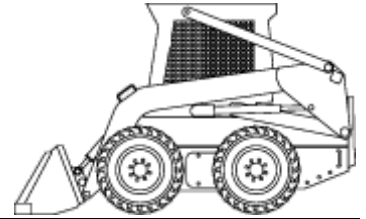
These are the most accurate rates for the selected Revision Date(s). However, due to more frequent online updates, these rates may not match Rental Rate Blue Book Print. Visit the Cost Recovery Product Guide on our Help page for more information.

 The equipment represented in this report has been exclusively prepared for STEPHEN STEPHENS
 (equipment@oscarrenda.com)

Rental Rate Blue Book®

August 4, 2021

Bobcat S70
 Skid Steer Loaders

 Size Class:
To 700 lbs
 Weight:
2795 lbs

Configuration for S70

 Operator Protection **ROPS/FOPS** Power Mode **Diesel**
Blue Book Rates

** FHWA Rate is equal to the monthly ownership cost divided by 176 plus the hourly estimated operating cost.

	Ownership Costs				Estimated Operating Costs Hourly	FHWA Rate** Hourly
	Monthly	Weekly	Daily	Hourly		
Published Rates	USD \$2,675.00	USD \$750.00	USD \$190.00	USD \$29.00	USD \$10.68	USD \$25.88
Adjustments						
Region (Michigan: 109.7%)	USD \$259.48	USD \$72.75	USD \$18.43	USD \$2.81		
Model Year (2021: 100%)	-	-	-	-		
Adjusted Hourly Ownership Cost (100%)	-	-	-	-		
Hourly Operating Cost (100%)					-	
Total:	USD \$2,934.48	USD \$822.75	USD \$208.43	USD \$31.81	USD \$10.68	USD \$27.35

Non-Active Use Rates

	Hourly
Standby Rate	USD \$8.34
Idling Rate	USD \$19.53

Rate Element Allocation

Element	Percentage	Value
Depreciation (ownership)	24%	USD \$642.00/mo
Overhaul (ownership)	66%	USD \$1,765.50/mo
CFC (ownership)	2%	USD \$53.50/mo
Indirect (ownership)	8%	USD \$214.00/mo
Fuel (operating) @ USD 3.27	27%	USD \$2.86/hr

Revised Date: 3rd quarter 2021

These are the most accurate rates for the selected Revision Date(s). However, due to more frequent online updates, these rates may not match Rental Rate Blue Book Print. Visit the Cost Recovery Product Guide on our Help page for more information.

 The equipment represented in this report has been exclusively prepared for STEPHEN STEPHENS
 (equipment@oscarrenda.com)

Rental Rate Blue Book®
GMC/CHEVY C2500

On-Highway Light Duty Trucks

 Size Class:
300 HP & Over
 Weight:
N/A

Configuration for C2500

Axle Configuration	4.0 x 2.0	Cab Type	Crew
Horsepower	322.0 hp	Power Mode	Gasoline
Ton Rating	3.0 / 4.0		

Blue Book Rates

** FHWA Rate is equal to the monthly ownership cost divided by 176 plus the hourly estimated operating cost.

	Ownership Costs				Estimated Operating Costs Hourly	FHWA Rate** Hourly
	Monthly	Weekly	Daily	Hourly		
Published Rates	USD \$1,205.00	USD \$340.00	USD \$85.00	USD \$13.00	USD \$17.15	USD \$24.00
Adjustments						
Region (Michigan: 107.1%)	USD \$85.56	USD \$24.14	USD \$6.03	USD \$0.92		
Model Year (2021: 100%)	-	-	-	-		
Adjusted Hourly Ownership Cost (100%)	-	-	-	-		
Hourly Operating Cost (100%)					-	
Total:	USD \$1,290.56	USD \$364.14	USD \$91.04	USD \$13.92	USD \$17.15	USD \$24.48

Non-Active Use Rates

	Hourly
Standby Rate	USD \$3.67
Idling Rate	USD \$20.12

Rate Element Allocation

Element	Percentage	Value
Depreciation (ownership)	57%	USD \$686.85/mo
Overhaul (ownership)	29%	USD \$349.45/mo
CFC (ownership)	3%	USD \$36.15/mo
Indirect (ownership)	11%	USD \$132.55/mo
Fuel (operating) @ USD 2.09	75%	USD \$12.79/hr

Revised Date: 1st half 2021

These are the most accurate rates for the selected Revision Date(s). However, due to more frequent online updates, these rates may not match Rental Rate Blue Book Print. Visit the Cost Recovery Product Guide on our Help page for more information.

The equipment represented in this report has been exclusively prepared for STEPHEN STEPHENS
 (sstephens@southlandholdings.com)

Rental Rate Blue Book®

August 18, 2020

Average AVERAGE ALL

Tilt Deck Utility Trailers

Size Class:

All

Weight:

N/A

Configuration for AVERAGE ALL

Capacity	14.1 t	Deck Length	20.0 ft
Number Of Axles	2.0	Number Of Tires	8.0

Blue Book Rates

** FHWA Rate is equal to the monthly ownership cost divided by 176 plus the hourly estimated operating cost.

	Ownership Costs				Estimated Operating Costs Hourly	FHWA Rate** Hourly
	Monthly	Weekly	Daily	Hourly		
Published Rates	USD \$985.00	USD \$275.00	USD \$69.00	USD \$10.00	USD \$4.53	USD \$10.13
Adjustments						
Region (Texas: 86.8%)	(USD \$130.02)	(USD \$36.30)	(USD \$9.11)	(USD \$1.32)		
Model Year (2020: 100%)	-	-	-	-		
Adjusted Hourly Ownership Cost (100%)	-	-	-	-		
Hourly Operating Cost (100%)					-	
Total:	USD \$854.98	USD \$238.70	USD \$59.89	USD \$8.68	USD \$4.53	USD \$9.39

Non-Active Use Rates

	Hourly
Standby Rate	USD \$2.43
Idling Rate	USD \$4.86

Rate Element Allocation

Element	Percentage	Value
Depreciation (ownership)	48%	USD \$472.80/mo
Overhaul (ownership)	31%	USD \$305.35/mo
CFC (ownership)	5%	USD \$49.25/mo
Indirect (ownership)	16%	USD \$157.60/mo

Fuel cost data is not available for these rates.

Revised Date: 2nd half 2020

These are the most accurate rates for the selected Revision Date(s). However, due to more frequent online updates, these rates may not match Rental Rate Blue Book Print. Visit the Cost Recovery Product Guide on our Help page for more information.

The equipment represented in this report has been exclusively prepared for STEPHEN STEPHENS (sstephens@southlandholdings.com)

Rental Rate Blue Book®

August 18, 2020

Miscellaneous 1500 14000

Water Trailers

Size Class:

10,001 gal & Over

Weight:

57000 lbs

Configuration for 1500 14000

 Pump Capacity **1500.0 gal/min** Tank Capacity **14000.0 gal**
Blue Book Rates

** FHWA Rate is equal to the monthly ownership cost divided by 176 plus the hourly estimated operating cost.

	Ownership Costs				Estimated Operating Costs Hourly	FHWA Rate** Hourly
	Monthly	Weekly	Daily	Hourly		
Published Rates	USD \$2,765.00	USD \$775.00	USD \$195.00	USD \$29.00	USD \$12.21	USD \$27.92
Adjustments						
Region (Texas: 86.8%)	(USD \$364.98)	(USD \$102.30)	(USD \$25.74)	(USD \$3.83)		
Model Year (2020: 100%)	-	-	-	-		
Adjusted Hourly Ownership Cost (100%)	-	-	-	-		
Hourly Operating Cost (100%)					-	
Total:	USD \$2,400.02	USD \$672.70	USD \$169.26	USD \$25.17	USD \$12.21	USD \$25.85

Non-Active Use Rates

	Hourly
Standby Rate	USD \$6.82
Idling Rate	USD \$13.64

Rate Element Allocation

Element	Percentage	Value
Depreciation (ownership)	40%	USD \$1,106.00/mo
Overhaul (ownership)	33%	USD \$912.45/mo
CFC (ownership)	8%	USD \$221.20/mo
Indirect (ownership)	19%	USD \$525.35/mo

Fuel cost data is not available for these rates.

Revised Date: 2nd half 2020

These are the most accurate rates for the selected Revision Date(s). However, due to more frequent online updates, these rates may not match Rental Rate Blue Book Print. Visit the Cost Recovery Product Guide on our Help page for more information.

The equipment represented in this report has been exclusively prepared for STEPHEN STEPHENS (sstephens@southlandholdings.com)

Rental Rate Blue Book®

March 15, 2019


Miscellaneous 2" GASOLINE/11MT

Self Priming Trash Pumps

Size Class:

To 2"

Weight:

700 lbs.

Configuration for 2" GASOLINE/11MT

Power Mode	Gasoline	Horsepower	9
CPB Rating	11MT	Pump Size	2 in
Pump Capacity	13000 gal/hr		

Blue Book Rates

** FHWA Rate is equal to the monthly ownership cost divided by 176 plus the hourly estimated operating cost.

	Ownership Costs				Estimated Operating Costs Hourly	FHWA Rate** Hourly
	Monthly	Weekly	Daily	Hourly		
Published Rates	\$330.00	\$92.00	\$23.00	\$3.00	\$5.40	\$7.28
Adjustments						
Region (Texas: 86.2%)	(\$45.54)	(\$12.70)	(\$3.17)	(\$0.41)		
Model Year (2019: 100%)	-	-	-	-		
Adjusted Hourly Ownership Cost (100%)	-	-	-	-		
Hourly Operating Cost (100%)					-	
Total:	\$284.46	\$79.30	\$19.83	\$2.59	\$5.40	\$7.02

Non-Active Use Rates

	Hourly
Standby Rate	\$0.94
Idling Rate	\$4.22

Rate Element Allocation

Element	Percentage	Value
Depreciation (ownership)	43%	\$141.90/mo
Overhaul (ownership)	42%	\$138.60/mo
CFC (ownership)	6%	\$19.80/mo
Indirect (ownership)	9%	\$29.70/mo
Fuel (operating) @ 2.75	48%	\$2.60/hr

Revised Date: 1st Half 2019

These are the most accurate rates for the selected Revision Date(s). However, due to more frequent online updates, these rates may not match Rental Rate Blue Book Print. Visit the Cost Recovery Product Guide on our Help page for more information.

The equipment represented in this report has been exclusively prepared for STEPHEN STEPHENS (sstephens@southlandholdings.com)

Invoice

MERSINO DEWATERING, INC.
600 W. DRYDEN ROAD
METAMORA, MI 48455
(810) 658-3472

Date	Invoice #
12/31/2021	91235

Bill To

Oscar Renda Contracting
608 Henrietta Creek Rd.
Roanoke, TX 76262-6339

Ship To

12620 15 Mile Road
Sterling Heights, MI

Project	Terms	Due Date	P.O. No.
38623 - Romeo Arm Interceptor Segment 5 L	Net 30 days	1/30/2022	

Description	Start Date	End Date	MDI Fleet#	Qty	Rate	Amount
Co# 21 Reroute discharge and install different sediment tank						
Remobilization of System	12/21/2021			1	11,000.00	11,000.00

Thank you for your business.

REMIT TO:
MERSINO DEWATERING, INC.
P.O. BOX 105951
ATLANTA, GA 30348-5951

Total USD 11,000.00

Payments/Credits USD 0.00

Balance Due USD 11,000.00

Change Order Item Number 004-4:

WCD #9 PCI-7 Work

WORK CHANGE DIRECTIVE NO. 9: PCI-7 Work

Owner: Macomb Interceptor Drain Drainage
District
Owner’s Project No.: WWS-2020-007
Engineer: FK Engineering Associates
Engineer’s Project No.: 20-152
Contractor: Oscar Renda Contracting
Contractor’s Project No.: WO19024
Project: Romeo Arm Lining – Segment 5
Contract Name: Romeo Arm Lining – Segment 5
Date Issued: March 8, 2022
Effective Date of Work Change Directive: March 8, 2022

Contractor is directed to proceed promptly with the following change(s):

Description:

Provide total Contract time for the following alternate bid items as described in the Specification Section 01 22 00 Measurement and Payment and as shown on the Project Plans:

- **Alternate Item 1 – Removal and Disposal of Sludge, Debris and Sediments PCI-7 MH-111 to CS-4**
- **Alternate Item 2 – Slip Lining PCI-7 MH-111 to CS-4 with GFRPMP**
- **Alternate Item 3 – Manhole PCI-7-MH-111 Spray Lining**

The cost for these alternate items has already been accounted for in the overall Contract Price.

Attachments:

None

Purpose for the Work Change Directive:

Work was not included as part of original project contract time.

Directive to proceed promptly with the Work described herein, prior to agreeing to change in Contract Price and Contract Time, is issued due to:

Notes to User—Check one or both of the following

Non-agreement on pricing of proposed change. Necessity to proceed for schedule or other reasons.

Estimated Change in Contract Price and Contract Times (non-binding, preliminary):

Contract Price: **\$ none**

Contract Time: **not yet estimated** days

Basis of estimated change in Contract Price:

Lump Sum Unit Price Cost of the Work Other

Recommended by Engineer	Authorized by Owner
By: Zachary Carr, P.E.	Stephen Downing
Title: Vice President	Construction & Maintenance Manager
Date: March 8, 2022	March 8, 2022



Monday, April 11, 2022

Stephen Downing
Macomb County Public Works
21777 Dunham Road
Clinton Township, MI 48036

Ref: Romeo Arm Interceptor Seg 5 Lining #WWS-2020-007

Sub: WCD 9 – PCI-7 Work

Mr. Downing,

Oscar Renda Contracting, Inc. (ORC) is pleased to forward the time duration and additional costs to complete the work for the following alternate bid items as described in the Specification Section 01 22 00 Measurement and Payment and as shown on the Project Plans. The total time required to complete the work is 32 calendar days or 24 workdays and is broken down as follows:

- **Alternate Item 1 – Removal and Disposal of Sludge, Debris and Sediments PCI-7 MH-111 to CS-4 – 4 Workdays**
 - Install Flow Control – 1 Workday
 - Sludge Removal – 3 Workdays
- **Alternate Item 2 – Slip Lining PCI-7 MH-111 to CS-4 with GFRPMP – 16 Workdays**
 - Install Liner – 2 Workday
 - Transition/Slope to CS-4 – 4 Workdays
 - OMID Tie-In – 5 Workdays
 - Drop Pipe Tie-In – 3 Workdays
 - Install Annular Space Grout – 2 Workdays
- **Alternate Item 3 – Manhole PCI-7 MH-111 Spray Lining – 2 Workdays**
- **Pre-Construction Survey – Spalding DeDecker – 2 Workdays**

ORC's price for furnishing supervision, labor, material, and equipment for completion of the work outlined has already been accounted for in the overall Contract Price. Additional cost for this work amount to \$43,674.24 (forty-three thousand six hundred seventy-four dollars and twenty-four cents), which includes 3D scanning & survey of this section and ORC assistance for confined space entry. ORC requests a time extension of 32 calendar days (24 working days) be added to the Contract.

Your prompt written approval of this proposal is greatly appreciated. Please call or email if you require additional information.

Thank you,

Marco Bartolomei

Area Manager

Southland Holdings, LLC. | Oscar Renda Contracting, Inc.

847.877.0839 m

817.293.4263 p

817.293.5065 f

ATT: WCD 9 – PCI-7 Work

608 Henrietta Creek Road | Roanoke Texas 76262



COST CHANGE REQUEST

DATE: 04/11/22

RFP **WCD 9**

PROJECT: Romeo Arm Interceptor
 OWNER: Macomb County
 ENGINEER: FK Engineering
 CONTRACTOR: Oscar Renda Contracting, Inc.

Description: WCD 9 - PCI-7 Work
 Time Extension Request: 32 Days
 Working Days: 24
 Calendar Days: 32

SUMMARY SHEET

1 MATERIAL					\$ 6,840.50
Material Cost				\$ 6,840.50	
Sales Tax		@	6.00%	\$	-
Material Handling Cost		@	0.00%	\$	-
Expendable Material		@	0.00%	\$	-
 2 LABOR					 \$ 10,322.70
	Manhours	96.00	@	\$45.81	\$ 4,397.44
	Area Manager	5	@	\$80.00	\$ 400.00
	Project Superintendent	20	@	\$65.00	\$ 1,300.00
	Project Manager	20	@	\$65.00	\$ 1,300.00
	Project Engineer	0	@	\$50.00	\$ -
					\$ -
	Labor Cost (Field)				\$ 4,397.44
	Labor Cost (Supervision)				\$ 3,000.00
	Labor Burden (Field)		@	25.0%	\$ 1,099.36
	Labor Burden (Supervision)		@	55.0%	\$ 1,650.00
	Tool Replacement Cost		@	4.00%	\$ 175.90
 3 EQUIPMENT COSTS					 \$11,652.96
 4 SUBCONTRACTOR COST					 \$ 10,000.00
					<u>\$ 38,816.16</u>
5 BOND COST			@	1.2%	\$ 465.79
					SUBTOTAL \$ 39,281.95
6A OH / P (On ORC Cost)			@	15%	\$ 4,392.29
6B OH / P (On ORC Cost)			@	5%	\$ 500.00
 CHANGE REQUEST TOTAL					 \$ 43,674.24

EQUIPMENT WORKSHEET # 2

OPERATING WEIGHT	DESCRIPTION	TIME USED	UNIT	Operating Cost	Standby Cost	Total Cost
	Equipment	2.00	DAY	\$5,826.48		\$11,652.96
	TOTAL EQUIPMENT COST					\$11,652.96

RFP WCD 9
SUBCONTRACTS WORKSHEET # 3

SUBCONTRACTOR	QTY	UNIT	UNIT PRICE	TOTAL
Spalding DeDecker - Survey to map out alignment of PCI-7	1	LS	\$ 10,000.00	\$ 10,000.00
SUBCONTRACTOR TOTAL				\$ 10,000.00

Macomb County &
Oscar Renda Contracting

PROJECT RAI Segement 5 - Lining WORK CHANGE 9

CONTRACTOR Oscar Renda Contracting DATE

TIME & MATERIAL DAILY LOG

Activity Description: Assist Spalding DeDecker with Confined Space entry

MATERIALS USED	Quantity	UNIT COST	TOTAL
			\$ -
			\$ -
			\$ -
			\$ -
			\$ -
			\$ -
Material Total=			\$ -

EQUIPMENT USED	HRS REG	HRS STAND BY	RATE REG	RATE STAND BY	TOTAL
Grove Crane RT880	0	8	\$ 200.00	\$ 200.00	\$ 1,600.00
Excavator 3.05E+04 - CEX5139	0	8	\$ 39.76	\$ 11.62	\$ 92.96
Komatsu PC88MR-10 - CEX5141	0	8	\$ 74.63	\$ 22.35	\$ 178.80
Mayco LS-50 Grout Pump - CGP5060	0	8	\$ 42.23	\$ 9.07	\$ 72.56
Skid Steer John Deere 331G - CTL5196	0	8	\$ 57.02	\$ 17.02	\$ 136.16
Diesel Blower ORC C1.1 - EDB2102	0	8	\$ 2.50	\$ 1.85	\$ 14.80
Fuel/ Grease Skid ORC 500 GAL	0	8	\$ 2.05	\$ 1.50	\$ 12.00
Barco Hydraulic Pump F4L-914	0	8	\$ 10.25	\$ 7.65	\$ 61.20
D&D Machine Hydraulic Pump 400D/4S-HH	0	8	\$ 10.25	\$ 7.65	\$ 61.20
Generator Doosan G-190 - MGS1045	0	8	\$ 57.54	\$ 10.11	\$ 80.88
Generator Wacker G25 - MGS2941	0	8	\$ 14.90	\$ 1.96	\$ 15.68
Generator Atlas QAS70 T4F EB - MGS2942	0	8	\$ 30.90	\$ 4.41	\$ 35.28
Generator Hi Power HRJW460T6 - MGS5674	0	8	\$ 153.03	\$ 13.41	\$ 107.28
Air Compressor Ingersol 185C - PAC1025	0	8	\$ 16.59	\$ 3.06	\$ 24.48
Air Compressor Sullivan 375HDPQ-JD - PAC2256	0	8	\$ 26.83	\$ 4.78	\$ 38.24
Light Plant Magnum MT3060K - PLP5137	0	8	\$ 7.96	\$ 2.02	\$ 16.16
Terex Crane RT780 - RTC2927	8	0	\$ 236.85	\$ 63.10	\$ 1,894.80
Loader John Deere 744L - RTL5132	0	8	\$ 98.79	\$ 26.15	\$ 209.20
Broom Broce KR350 - SPB2922	0	8	\$ 43.75	\$ 10.04	\$ 80.32
Skid Steer Bobcat S70 - SSL1018	0	8	\$ 27.35	\$ 8.34	\$ 66.72
Utility Truck Chevrolet 2500 - UBT5090	0	8	\$ 24.48	\$ 3.67	\$ 29.36
Utility Trailer - UTR2812	0	8	\$ 9.39	\$ 2.43	\$ 19.44
Water Trailer - WTR5006	0	8	\$ 25.85	\$ 6.82	\$ 54.56
Utility Truck Ford F-250 CB	0	8	\$ 22.62	\$ 3.19	\$ 25.52
Quadex Lining System	0	8	\$ 198.00	\$ 103.55	\$ 828.40
Welder Miller 302 Legend - EDW1355	0	8	\$ 6.77	\$ 1.05	\$ 8.40
Pressure Washer Trailer	0	8	\$ 25.85	\$ 6.82	\$ 54.56
2" Trash Pump	0	8	\$ 7.02	\$ 0.94	\$ 7.52
					\$ -
Equipment Total=					\$ 5,826.48

PERSONS	CRAFTS EMPLOYED	HRS REG	HRS OT	RATE REG	RATE OT	FRINGE	TOTAL
1	E. Gutierrez, Crane Operator	8	0	\$ 34.63	\$ 51.95	\$ 24.35	\$ 471.84
2	B.Bossart, Eq. Operator	8	0	\$ 34.63	\$ 51.95	\$ 24.35	\$ 471.84
3	O. Aleman, Eq. Operator	0	0	\$ 34.63	\$ 51.95	\$ 25.35	\$ -
4	J.Perez, Laborer	8	0	\$ 22.42	\$ 33.63	\$ 16.80	\$ 313.76
5	J.Munoz, Laborer	8	0	\$ 22.42	\$ 33.63	\$ 16.80	\$ 313.76
6	M.Lozano, Laborer	8	0	\$ 22.42	\$ 33.63	\$ 16.80	\$ 313.76
7	R. Flores, Laborer	8	0	\$ 22.42	\$ 33.63	\$ 16.80	\$ 313.76
8	I. Fields, Laborer	0	0	\$ 22.42	\$ 33.63	\$ 17.80	\$ -
9	S. Schouest, Crane Operator	0	0	\$ 34.63	\$ 51.95	\$ 18.80	\$ -
10	S. Lozano, Carpenter	0	0	\$ 32.70	\$ 49.05	\$ 28.94	\$ -
11	M. Luna, Carpenter	0	0	\$ 32.70	\$ 49.05	\$ 28.94	\$ -
12	S. Trevino, Carpenter	0	0	\$ 32.70	\$ 49.05	\$ 28.94	\$ -
13	M. Mirando, Carpenter	0	0	\$ 32.70	\$ 49.05	\$ 28.94	\$ -
				\$ -	\$ -		\$ -
Labor Total=						\$ 2,198.72	

DAILY TOTAL COST \$ 8,025.20

We jointly certify that the above work was performed, and the quantities are correct as listed.



865 S. Fort Street
 Detroit, MI 48217
 (313) 842-1700 Ph.

Invoice 49837
 Invoice Date: Wednesday, December 1, 2021
 Customer: 000723
 Job No : Z-32255
 Salesperson: Matt McVittie
 Ordered By: Chris Bennett
 Terms: Due Upon Receipt

Bill To:
 Oscar Renda
 608 Henrietta Creek Rd
 Roanoke, TX 76262

Job Site:
 12620 15 mile rd
 12620 15 mile rd
 Sterling Heights , MI 48312

Purchase Order No:


Work Performed:
 Crane to make misc pics on site. Bare Rental. Customer has certified CCO operator in the seat (mandatory) Estimated 2 week duration per customer

Bare rental

Date	Description	Unit No	Qty	Unit Meas	Rate	Extension
12/1/2021 to 12/31/2021	080 Ton CP Hourly Rate December 2021 Rental	RT80-02	4.60	Weeks	\$8,000.00	\$36,800.00

Total Invoice: \$36,800.00

www.jjcurran.com
 It's Not Luck, It's Know How
 We accept Visa, Mastercard, American Express, and ACH Payments.
Call us today to book your next job with our new GMK 6300 L Ton All Terrain Crane!



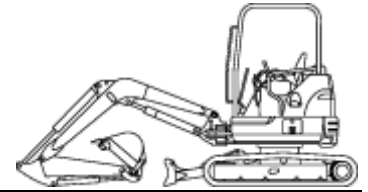
Rental Rate Blue Book®
Caterpillar 305E2 CR

Crawler Mounted Compact Excavators

Size Class:

5.1 - 6.0 MTons

Weight:

N/A

Configuration for 305E2 CR

 Operating Weight
Power Mode

11433 lbs
Diesel

Operator Protection

ROPS
Blue Book Rates

** FHWA Rate is equal to the monthly ownership cost divided by 176 plus the hourly estimated operating cost.

	Ownership Costs				Estimated Operating Costs Hourly	FHWA Rate** Hourly
	Monthly	Weekly	Daily	Hourly		
Published Rates	USD \$3,780.00	USD \$1,060.00	USD \$265.00	USD \$40.00	USD \$16.52	USD \$38.00
Adjustments						
Region (Michigan: 108.2%)	USD \$309.96	USD \$86.92	USD \$21.73	USD \$3.28		
Model Year (2021: 100%)	-	-	-	-		
Adjusted Hourly Ownership Cost (100%)	-	-	-	-		
Hourly Operating Cost (100%)					-	
Total:	USD \$4,089.96	USD \$1,146.92	USD \$286.73	USD \$43.28	USD \$16.52	USD \$39.76

Non-Active Use Rates

 Standby Rate
Idling Rate

Hourly

 USD \$11.62
USD \$28.63

Rate Element Allocation

Element	Percentage	Value
Depreciation (ownership)	45%	USD \$1,701.00/mo
Overhaul (ownership)	39%	USD \$1,474.20/mo
CFC (ownership)	3%	USD \$113.40/mo
Indirect (ownership)	13%	USD \$491.40/mo
Fuel (operating) @ USD 3.27	33%	USD \$5.39/hr

Revised Date: 3rd quarter 2021

These are the most accurate rates for the selected Revision Date(s). However, due to more frequent online updates, these rates may not match Rental Rate Blue Book Print. Visit the Cost Recovery Product Guide on our Help page for more information.

 The equipment represented in this report has been exclusively prepared for STEPHEN STEPHENS
(equipment@oscarrenda.com)

Rental Rate Blue Book®

August 4, 2021

Komatsu PC88MR-10
 Crawler Mounted Hydraulic Excavators

 Size Class:
8.1 - 10.0 MTons
 Weight:
N/A
Configuration for PC88MR-10

 Operating Weight **18739 lbs** Power Mode **Diesel**
Blue Book Rates

** FHWA Rate is equal to the monthly ownership cost divided by 176 plus the hourly estimated operating cost.

	Ownership Costs				Estimated Operating Costs Hourly	FHWA Rate** Hourly
	Monthly	Weekly	Daily	Hourly		
Published Rates	USD \$7,265.00	USD \$2,035.00	USD \$510.00	USD \$77.00	USD \$29.93	USD \$71.21
Adjustments						
Region (Michigan: 108.3%)	USD \$602.99	USD \$168.90	USD \$42.33	USD \$6.39		
Model Year (2021: 100%)	-	-	-	-		
Adjusted Hourly Ownership Cost (100%)	-	-	-	-		
Hourly Operating Cost (100%)					-	
Total:	USD \$7,868.00	USD \$2,203.91	USD \$552.33	USD \$83.39	USD \$29.93	USD \$74.63

Non-Active Use Rates

	Hourly
Standby Rate	USD \$22.35
Idling Rate	USD \$50.58

Rate Element Allocation

Element	Percentage	Value
Depreciation (ownership)	38%	USD \$2,760.70/mo
Overhaul (ownership)	51%	USD \$3,705.15/mo
CFC (ownership)	3%	USD \$217.95/mo
Indirect (ownership)	8%	USD \$581.20/mo
Fuel (operating) @ USD 3.27	20%	USD \$5.88/hr

Revised Date: 3rd quarter 2021

These are the most accurate rates for the selected Revision Date(s). However, due to more frequent online updates, these rates may not match Rental Rate Blue Book Print. Visit the Cost Recovery Product Guide on our Help page for more information.

 The equipment represented in this report has been exclusively prepared for STEPHEN STEPHENS
 (equipment@oscarrenda.com)

Rental Rate Blue Book®

August 4, 2021

Mayco LS-50TD (disc. 2008)
 Trailer Mounted Concrete Pumps

 Size Class:
26 - 65 CYH
 Weight:
4206 lbs

Configuration for LS-50TD (disc. 2008)

 Horsepower **79.0** Power Mode **Diesel**
Blue Book Rates

** FHWA Rate is equal to the monthly ownership cost divided by 176 plus the hourly estimated operating cost.

	Ownership Costs				Estimated Operating Costs Hourly	FHWA Rate** Hourly
	Monthly	Weekly	Daily	Hourly		
Published Rates	USD \$2,950.00	USD \$825.00	USD \$205.00	USD \$31.00	USD \$25.09	USD \$41.85
Adjustments						
Region (Michigan: 108.2%)	USD \$241.90	USD \$67.65	USD \$16.81	USD \$2.54		
Model Year (2008: 100%)	-	-	-	-		
Adjusted Hourly Ownership Cost (100%)	-	-	-	-		
Hourly Operating Cost (100%)					-	
Total:	USD \$3,191.90	USD \$892.65	USD \$221.81	USD \$33.54	USD \$25.09	USD \$43.23

Non-Active Use Rates

	Hourly
Standby Rate	USD \$9.07
Idling Rate	USD \$31.50

Rate Element Allocation

Element	Percentage	Value
Depreciation (ownership)	38%	USD \$1,121.00/mo
Overhaul (ownership)	51%	USD \$1,504.50/mo
CFC (ownership)	1%	USD \$29.50/mo
Indirect (ownership)	10%	USD \$295.00/mo
Fuel (operating) @ USD 3.27	53%	USD \$13.36/hr

Revised Date: 3rd quarter 2021

These are the most accurate rates for the selected Revision Date(s). However, due to more frequent online updates, these rates may not match Rental Rate Blue Book Print. Visit the Cost Recovery Product Guide on our Help page for more information.

 The equipment represented in this report has been exclusively prepared for STEPHEN STEPHENS
 (equipment@oscarrenda.com)

Rental Rate Blue Book®
Deere 331G
 Compact Track Loaders

 Size Class:
2851 - 3200 lbs
 Weight:
 N/A

Configuration for 331G

 Horsepower
 Power Mode

88.5 hp
Diesel

Operator Protection

ROPS/FOPS
Blue Book Rates

** FHWA Rate is equal to the monthly ownership cost divided by 176 plus the hourly estimated operating cost.

	Ownership Costs				Estimated Operating Costs Hourly	FHWA Rate** Hourly
	Monthly	Weekly	Daily	Hourly		
Published Rates	USD \$5,475.00	USD \$1,535.00	USD \$385.00	USD \$58.00	USD \$22.99	USD \$54.10
Adjustments						
Region (Michigan: 109.4%)	USD \$514.65	USD \$144.29	USD \$36.19	USD \$5.45		
Model Year (2021: 100%)	-	-	-	-		
Adjusted Hourly Ownership Cost (100%)	-	-	-	-		
Hourly Operating Cost (100%)					-	
Total:	USD \$5,989.65	USD \$1,679.29	USD \$421.19	USD \$63.45	USD \$22.99	USD \$57.02

Non-Active Use Rates

 Standby Rate
 Idling Rate

Hourly

 USD \$17.02
 USD \$44.74

Rate Element Allocation

Element	Percentage	Value
Depreciation (ownership)	37%	USD \$2,025.75/mo
Overhaul (ownership)	51%	USD \$2,792.25/mo
CFC (ownership)	2%	USD \$109.50/mo
Indirect (ownership)	10%	USD \$547.50/mo
Fuel (operating) @ USD 3.27	47%	USD \$10.71/hr

Revised Date: 3rd quarter 2021

These are the most accurate rates for the selected Revision Date(s). However, due to more frequent online updates, these rates may not match Rental Rate Blue Book Print. Visit the Cost Recovery Product Guide on our Help page for more information.

The equipment represented in this report has been exclusively prepared for STEPHEN STEPHENS (equipment@oscarrenda.com)

Rental Rate Blue Book®
Miscellaneous 40

Ventilating Blowers

 Size Class:
30 - 49 HP
 Weight:
1200 lbs

Configuration for 40

Horsepower	40.0	Power Mode	Electric
Rpm	1,750		

Blue Book Rates

** FHWA Rate is equal to the monthly ownership cost divided by 176 plus the hourly estimated operating cost.

	Ownership Costs				Estimated Operating Costs Hourly	FHWA Rate** Hourly
	Monthly	Weekly	Daily	Hourly		
Published Rates	USD \$1,055.00	USD \$295.00	USD \$74.00	USD \$11.00	USD \$3.24	USD \$9.23
Adjustments						
Region (Michigan: 109.3%)	USD \$98.11	USD \$27.43	USD \$6.88	USD \$1.02		
Model Year (2021: 100%)	-	-	-	-		
Adjusted Hourly Ownership Cost (100%)	-	-	-	-		
Hourly Operating Cost (100%)					-	
Total:	USD \$1,153.11	USD \$322.43	USD \$80.88	USD \$12.02	USD \$3.24	USD \$9.79

Non-Active Use Rates

	Hourly
Standby Rate	USD \$3.28
Idling Rate	USD \$6.55

Rate Element Allocation

Element	Percentage	Value
Depreciation (ownership)	41%	USD \$432.55/mo
Overhaul (ownership)	48%	USD \$506.40/mo
CFC (ownership)	2%	USD \$21.10/mo
Indirect (ownership)	9%	USD \$94.95/mo

Fuel cost data is not available for these rates.

Revised Date: 3rd quarter 2021

These are the most accurate rates for the selected Revision Date(s). However, due to more frequent online updates, these rates may not match Rental Rate Blue Book Print. Visit the Cost Recovery Product Guide on our Help page for more information.

 The equipment represented in this report has been exclusively prepared for STEPHEN STEPHENS
 (equipment@oscarrenda.com)

Rental Rate Blue Book®
Miller BIG BLUE 300 CC/CV
 Portable Welders

 Size Class:
201 - 300 amps
 Weight:
N/A

Configuration for BIG BLUE 300 CC/CV

Amps	300	Current	DC
Horsepower	21.7 hp	Mounting	Trailer
Power Mode	Diesel		

Blue Book Rates

** FHWA Rate is equal to the monthly ownership cost divided by 176 plus the hourly estimated operating cost.

	Ownership Costs				Estimated Operating Costs Hourly	FHWA Rate** Hourly
	Monthly	Weekly	Daily	Hourly		
Published Rates	USD \$340.00	USD \$95.00	USD \$24.00	USD \$4.00	USD \$4.67	USD \$6.60
Adjustments						
Region (Michigan: 108.9%)	USD \$30.26	USD \$8.45	USD \$2.14	USD \$0.36		
Model Year (2021: 100%)	-	-	-	-		
Adjusted Hourly Ownership Cost (100%)	-	-	-	-		
Hourly Operating Cost (100%)					-	
Total:	USD \$370.26	USD \$103.46	USD \$26.14	USD \$4.36	USD \$4.67	USD \$6.77

Non-Active Use Rates

Standby Rate	Hourly	USD \$1.05
Idling Rate	Hourly	USD \$5.03

Rate Element Allocation

Element	Percentage	Value
Depreciation (ownership)	45%	USD \$153.00/mo
Overhaul (ownership)	27%	USD \$91.80/mo
CFC (ownership)	5%	USD \$17.00/mo
Indirect (ownership)	23%	USD \$78.20/mo
Fuel (operating) @ USD 3.27	63%	USD \$2.93/hr

Revised Date: 3rd quarter 2021

These are the most accurate rates for the selected Revision Date(s). However, due to more frequent online updates, these rates may not match Rental Rate Blue Book Print. Visit the Cost Recovery Product Guide on our Help page for more information.

 The equipment represented in this report has been exclusively prepared for STEPHEN STEPHENS
 (equipment@oscarrenda.com)

Rental Rate Blue Book®

Caterpillar XQP150 Large Generator Sets

Size Class:
101 - 200 KW
Weight:
N/A



Configuration for XQP150

Enclosure **Enclosed** Horsepower **160.9 hp**
Power Mode **Diesel** Prime Output **145.0 kW**

Blue Book Rates

** FHWA Rate is equal to the monthly ownership cost divided by 176 plus the hourly estimated operating cost.

	Ownership Costs				Estimated Operating Costs Hourly	FHWA Rate** Hourly
	Monthly	Weekly	Daily	Hourly		
Published Rates	USD \$3,280.00	USD \$920.00	USD \$230.00	USD \$35.00	USD \$37.32	USD \$55.96
Adjustments						
Region (Michigan: 108.5%)	USD \$278.80	USD \$78.20	USD \$19.55	USD \$2.97		
Model Year (2021: 100%)	-	-	-	-		
Adjusted Hourly Ownership Cost (100%)	-	-	-	-		
Hourly Operating Cost (100%)					-	
Total:	USD \$3,558.80	USD \$998.20	USD \$249.55	USD \$37.97	USD \$37.32	USD \$57.54

Non-Active Use Rates

	Hourly
Standby Rate	USD \$10.11
Idling Rate	USD \$42.17

Rate Element Allocation

Element	Percentage	Value
Depreciation (ownership)	39%	USD \$1,279.20/mo
Overhaul (ownership)	41%	USD \$1,344.80/mo
CFC (ownership)	4%	USD \$131.20/mo
Indirect (ownership)	16%	USD \$524.80/mo
Fuel (operating) @ USD 2.53	59%	USD \$21.95/hr

Revised Date: 1st half 2021

These are the most accurate rates for the selected Revision Date(s). However, due to more frequent online updates, these rates may not match Rental Rate Blue Book Print. Visit the Cost Recovery Product Guide on our Help page for more information.

The equipment represented in this report has been exclusively prepared for STEPHEN STEPHENS (sstephens@southlandholdings.com)

Rental Rate Blue Book®

Wacker Neuson G 25 (disc. 2015)

Large Generator Sets

Size Class:
20 - 50 KW
 Weight:
N/A



Configuration for G 25 (disc. 2015)

Enclosure **Enclosed** Horsepower **35.4 hp**
 Power Mode **Diesel** Prime Output **19500 kW**

Blue Book Rates

** FHWA Rate is equal to the monthly ownership cost divided by 176 plus the hourly estimated operating cost.

	Ownership Costs				Estimated Operating Costs Hourly	FHWA Rate** Hourly
	Monthly	Weekly	Daily	Hourly		
Published Rates	USD \$635.00	USD \$180.00	USD \$45.00	USD \$7.00	USD \$10.99	USD \$14.60
Adjustments						
Region (Michigan: 108.5%)	USD \$53.97	USD \$15.30	USD \$3.83	USD \$0.60		
Model Year (2015: 100%)	-	-	-	-		
Adjusted Hourly Ownership Cost (100%)	-	-	-	-		
Hourly Operating Cost (100%)					-	
Total:	USD \$688.97	USD \$195.30	USD \$48.83	USD \$7.59	USD \$10.99	USD \$14.90

Non-Active Use Rates

	Hourly
Standby Rate	USD \$1.96
Idling Rate	USD \$10.16

Rate Element Allocation

Element	Percentage	Value
Depreciation (ownership)	40%	USD \$254.00/mo
Overhaul (ownership)	39%	USD \$247.65/mo
CFC (ownership)	3%	USD \$19.05/mo
Indirect (ownership)	18%	USD \$114.30/mo
Fuel (operating) @ USD 3.27	57%	USD \$6.25/hr

Revised Date: 3rd quarter 2021

These are the most accurate rates for the selected Revision Date(s). However, due to more frequent online updates, these rates may not match Rental Rate Blue Book Print. Visit the Cost Recovery Product Guide on our Help page for more information.

The equipment represented in this report has been exclusively prepared for STEPHEN STEPHENS (equipment@oscarrenda.com)

Rental Rate Blue Book®

Wacker Neuson G70 Large Generator Sets

Size Class:
51 - 100 KW
Weight:
N/A



Configuration for G70

Enclosure Power Mode **Enclosed Diesel** Horsepower Prime Output **104 hp 58000 kW**

Blue Book Rates

** FHWA Rate is equal to the monthly ownership cost divided by 176 plus the hourly estimated operating cost.

	Ownership Costs				Estimated Operating Costs Hourly	FHWA Rate** Hourly
	Monthly	Weekly	Daily	Hourly		
Published Rates	USD \$1,430.00	USD \$400.00	USD \$100.00	USD \$15.00	USD \$22.08	USD \$30.20
Adjustments						
Region (Michigan: 108.5%)	USD \$121.55	USD \$34.00	USD \$8.50	USD \$1.27		
Model Year (2021: 100%)	-	-	-	-		
Adjusted Hourly Ownership Cost (100%)	-	-	-	-		
Hourly Operating Cost (100%)					-	
Total:	USD \$1,551.55	USD \$434.00	USD \$108.50	USD \$16.27	USD \$22.08	USD \$30.90

Non-Active Use Rates

	Hourly
Standby Rate	USD \$4.41
Idling Rate	USD \$23.01

Rate Element Allocation

Element	Percentage	Value
Depreciation (ownership)	39%	USD \$557.70/mo
Overhaul (ownership)	41%	USD \$586.30/mo
CFC (ownership)	4%	USD \$57.20/mo
Indirect (ownership)	16%	USD \$228.80/mo
Fuel (operating) @ USD 2.53	64%	USD \$14.19/hr

Revised Date: 1st half 2021

These are the most accurate rates for the selected Revision Date(s). However, due to more frequent online updates, these rates may not match Rental Rate Blue Book Print. Visit the Cost Recovery Product Guide on our Help page for more information.

The equipment represented in this report has been exclusively prepared for STEPHEN STEPHENS (sstephens@southlandholdings.com)

Rental Rate Blue Book®

Hipower HRJW-460 T6 Large Generator Sets

Size Class:
201 - 400 KW
Weight:
N/A



Configuration for HRJW-460 T6

Enclosure **Enclosed** Horsepower **561 hp**
Power Mode **Diesel** Prime Output **230 kW**

Blue Book Rates

** FHWA Rate is equal to the monthly ownership cost divided by 176 plus the hourly estimated operating cost.

	Ownership Costs				Estimated Operating Costs Hourly	FHWA Rate** Hourly
	Monthly	Weekly	Daily	Hourly		
Published Rates	USD \$4,350.00	USD \$1,220.00	USD \$305.00	USD \$46.00	USD \$126.21	USD \$150.93
Adjustments						
Region (Michigan: 108.5%)	USD \$369.75	USD \$103.70	USD \$25.92	USD \$3.91		
Model Year (2021: 100%)	-	-	-	-		
Adjusted Hourly Ownership Cost (100%)	-	-	-	-		
Hourly Operating Cost (100%)					-	
Total:	USD \$4,719.75	USD \$1,323.70	USD \$330.92	USD \$49.91	USD \$126.21	USD \$153.03

Non-Active Use Rates

	Hourly
Standby Rate	USD \$13.41
Idling Rate	USD \$125.88

Rate Element Allocation

Element	Percentage	Value
Depreciation (ownership)	40%	USD \$1,740.00/mo
Overhaul (ownership)	39%	USD \$1,696.50/mo
CFC (ownership)	3%	USD \$130.50/mo
Indirect (ownership)	18%	USD \$783.00/mo
Fuel (operating) @ USD 3.27	78%	USD \$99.06/hr

Revised Date: 3rd quarter 2021

These are the most accurate rates for the selected Revision Date(s). However, due to more frequent online updates, these rates may not match Rental Rate Blue Book Print. Visit the Cost Recovery Product Guide on our Help page for more information.

The equipment represented in this report has been exclusively prepared for STEPHEN STEPHENS (equipment@oscarrenda.com)

Rental Rate Blue Book®

Ingersoll Rand P185WIR (disc. 2008)
 Portable Rotary Screw Air Compressors

Size Class:
125 - 249 cfm
 Weight:
2325 lbs



Configuration for P185WIR (disc. 2008)

Air Delivery Rating **185.0 cu ft/min** Horsepower **65.0**
 Power Mode **Diesel**

Blue Book Rates

** FHWA Rate is equal to the monthly ownership cost divided by 176 plus the hourly estimated operating cost.

	Ownership Costs				Estimated Operating Costs Hourly	FHWA Rate** Hourly
	Monthly	Weekly	Daily	Hourly		
Published Rates	USD \$980.00	USD \$275.00	USD \$69.00	USD \$10.00	USD \$10.47	USD \$16.04
Adjustments						
Region (Michigan: 109.9%)	USD \$97.02	USD \$27.23	USD \$6.83	USD \$0.99		
Model Year (2008: 100%)	-	-	-	-		
Adjusted Hourly Ownership Cost (100%)	-	-	-	-		
Hourly Operating Cost (100%)					-	
Total:	USD \$1,077.02	USD \$302.23	USD \$75.83	USD \$10.99	USD \$10.47	USD \$16.59

Non-Active Use Rates

	Hourly
Standby Rate	USD \$3.06
Idling Rate	USD \$12.03

Rate Element Allocation

Element	Percentage	Value
Depreciation (ownership)	27%	USD \$264.60/mo
Overhaul (ownership)	65%	USD \$637.00/mo
CFC (ownership)	2%	USD \$19.60/mo
Indirect (ownership)	6%	USD \$58.80/mo
Fuel (operating) @ USD 2.53	56%	USD \$5.91/hr

Revised Date: 1st half 2021

These are the most accurate rates for the selected Revision Date(s). However, due to more frequent online updates, these rates may not match Rental Rate Blue Book Print. Visit the Cost Recovery Product Guide on our Help page for more information.

The equipment represented in this report has been exclusively prepared for STEPHEN STEPHENS (sstephens@southlandholdings.com)

Rental Rate Blue Book®

January 29, 2021

Sullivan-Palatek D375Q7CA
Portable Rotary Screw Air Compressors

Size Class:
250 - 599 cfm
Weight:
3395 lbs



Configuration for D375Q7CA

Air Delivery Rating **375.0 cu ft/min** Horsepower **114.0**
Power Mode **Diesel**

Blue Book Rates

** FHWA Rate is equal to the monthly ownership cost divided by 176 plus the hourly estimated operating cost.

	Ownership Costs				Estimated Operating Costs Hourly	FHWA Rate** Hourly
	Monthly	Weekly	Daily	Hourly		
Published Rates	USD \$1,530.00	USD \$430.00	USD \$110.00	USD \$17.00	USD \$17.28	USD \$25.97
Adjustments						
Region (Michigan: 109.9%)	USD \$151.47	USD \$42.57	USD \$10.89	USD \$1.68		
Model Year (2021: 100%)	-	-	-	-		
Adjusted Hourly Ownership Cost (100%)	-	-	-	-		
Hourly Operating Cost (100%)					-	
Total:	USD \$1,681.47	USD \$472.57	USD \$120.89	USD \$18.68	USD \$17.28	USD \$26.83

Non-Active Use Rates

	Hourly
Standby Rate	USD \$4.78
Idling Rate	USD \$19.92

Rate Element Allocation

Element	Percentage	Value
Depreciation (ownership)	27%	USD \$413.10/mo
Overhaul (ownership)	65%	USD \$994.50/mo
CFC (ownership)	2%	USD \$30.60/mo
Indirect (ownership)	6%	USD \$91.80/mo
Fuel (operating) @ USD 2.53	60%	USD \$10.37/hr

Revised Date: 1st half 2021

These are the most accurate rates for the selected Revision Date(s). However, due to more frequent online updates, these rates may not match Rental Rate Blue Book Print. Visit the Cost Recovery Product Guide on our Help page for more information.

The equipment represented in this report has been exclusively prepared for STEPHEN STEPHENS (sstephens@southlandholdings.com)

Rental Rate Blue Book®

August 4, 2021

Magnum MLT3060K
 Portable Light Towers

 Size Class:
Thru 7 KW
 Weight:
N/A

Configuration for MLT3060K

Horsepower	11.7 hp	Number Of Lights	4
Power Mode	Diesel	Tower Height	30 ft

Blue Book Rates

** FHWA Rate is equal to the monthly ownership cost divided by 176 plus the hourly estimated operating cost.

	Ownership Costs				Estimated Operating Costs Hourly	FHWA Rate** Hourly
	Monthly	Weekly	Daily	Hourly		
Published Rates	USD \$660.00	USD \$185.00	USD \$46.00	USD \$7.00	USD \$3.91	USD \$7.66
Adjustments						
Region (Michigan: 107.9%)	USD \$52.14	USD \$14.61	USD \$3.63	USD \$0.55		
Model Year (2021: 100%)	-	-	-	-		
Adjusted Hourly Ownership Cost (100%)	-	-	-	-		
Hourly Operating Cost (100%)					-	
Total:	USD \$712.14	USD \$199.62	USD \$49.63	USD \$7.55	USD \$3.91	USD \$7.96

Non-Active Use Rates

	Hourly
Standby Rate	USD \$2.02
Idling Rate	USD \$5.04

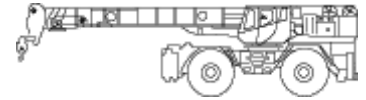
Rate Element Allocation

Element	Percentage	Value
Depreciation (ownership)	35%	USD \$231.00/mo
Overhaul (ownership)	57%	USD \$376.20/mo
CFC (ownership)	1%	USD \$6.60/mo
Indirect (ownership)	7%	USD \$46.20/mo
Fuel (operating) @ USD 3.27	25%	USD \$0.99/hr

Revised Date: 3rd quarter 2021

These are the most accurate rates for the selected Revision Date(s). However, due to more frequent online updates, these rates may not match Rental Rate Blue Book Print. Visit the Cost Recovery Product Guide on our Help page for more information.

 The equipment represented in this report has been exclusively prepared for STEPHEN STEPHENS
 (equipment@oscarrenda.com)

Rental Rate Blue Book®
Terex RT 780
 Rough Terrain Hydraulic Cranes

 Size Class:
66.0 - 80.9 MTons
 Weight:
94994 lbs
Configuration for RT 780

Axle Configuration	4 X 4	Maximum Boom Length	126.0 ft
Maximum Lift Capacity	72.6 mt	Power Mode	Diesel

Blue Book Rates

** FHWA Rate is equal to the monthly ownership cost divided by 176 plus the hourly estimated operating cost.

	Ownership Costs				Estimated Operating Costs Hourly	FHWA Rate** Hourly
	Monthly	Weekly	Daily	Hourly		
Published Rates	USD \$20,395.00	USD \$5,710.00	USD \$1,430.00	USD \$215.00	USD \$110.66	USD \$226.54
Adjustments						
Region (Michigan: 108.9%)	USD \$1,815.16	USD \$508.19	USD \$127.27	USD \$19.14		
Model Year (2021: 100%)	-	-	-	-		
Adjusted Hourly Ownership Cost (100%)	-	-	-	-		
Hourly Operating Cost (100%)					-	
Total:	USD \$22,210.15	USD \$6,218.19	USD \$1,557.27	USD \$234.13	USD \$110.66	USD \$236.85

Non-Active Use Rates

	Hourly
Standby Rate	USD \$63.10
Idling Rate	USD \$163.06

Rate Element Allocation

Element	Percentage	Value
Depreciation (ownership)	39%	USD \$7,954.05/mo
Overhaul (ownership)	49%	USD \$9,993.55/mo
CFC (ownership)	3%	USD \$611.85/mo
Indirect (ownership)	9%	USD \$1,835.55/mo
Fuel (operating) @ USD 3.27	33%	USD \$36.87/hr

Revised Date: 3rd quarter 2021

These are the most accurate rates for the selected Revision Date(s). However, due to more frequent online updates, these rates may not match Rental Rate Blue Book Print. Visit the Cost Recovery Product Guide on our Help page for more information.

 The equipment represented in this report has been exclusively prepared for STEPHEN STEPHENS
 (equipment@oscarrenda.com)

Rental Rate Blue Book®

August 4, 2021

Deere 744H HL (disc. 2002)

4-Wd Articulated Wheel Loaders

 Size Class:
225 - 249 HP
 Weight:
 N/A

Configuration for 744H HL (disc. 2002)

 Bucket Capacity
 Operator Protection

5.25 cu yd
ROPS/FOPS

 Horsepower
 Power Mode

240.0 hp
Diesel
Blue Book Rates

** FHWA Rate is equal to the monthly ownership cost divided by 176 plus the hourly estimated operating cost.

	Ownership Costs				Estimated Operating Costs Hourly	FHWA Rate** Hourly
	Monthly	Weekly	Daily	Hourly		
Published Rates	USD \$8,460.00	USD \$2,370.00	USD \$595.00	USD \$89.00	USD \$46.49	USD \$94.56
Adjustments						
Region (Michigan: 108.8%)	USD \$744.48	USD \$208.56	USD \$52.36	USD \$7.83		
Model Year (2002: 100%)	-	-	-	-		
Adjusted Hourly Ownership Cost (100%)	-	-	-	-		
Hourly Operating Cost (100%)					-	
Total:	USD \$9,204.48	USD \$2,578.56	USD \$647.36	USD \$96.83	USD \$46.49	USD \$98.79

Non-Active Use Rates

 Standby Rate
 Idling Rate

Hourly

 USD \$26.15
 USD \$66.17

Rate Element Allocation

Element	Percentage	Value
Depreciation (ownership)	47%	USD \$3,976.20/mo
Overhaul (ownership)	38%	USD \$3,214.80/mo
CFC (ownership)	3%	USD \$253.80/mo
Indirect (ownership)	12%	USD \$1,015.20/mo
Fuel (operating) @ USD 3.27	30%	USD \$13.87/hr

Revised Date: 3rd quarter 2021

These are the most accurate rates for the selected Revision Date(s). However, due to more frequent online updates, these rates may not match Rental Rate Blue Book Print. Visit the Cost Recovery Product Guide on our Help page for more information.

 The equipment represented in this report has been exclusively prepared for STEPHEN STEPHENS
 (equipment@oscarrenda.com)

Rental Rate Blue Book®

August 4, 2021

Broce RJ-350

Self Propelled Pavement Brooms

Size Class:

All

Weight:

N/A

Configuration for RJ-350

 Horsepower **80.0** Power Mode **Diesel**
Blue Book Rates

** FHWA Rate is equal to the monthly ownership cost divided by 176 plus the hourly estimated operating cost.

	Ownership Costs				Estimated Operating Costs Hourly	FHWA Rate** Hourly
	Monthly	Weekly	Daily	Hourly		
Published Rates	USD \$3,260.00	USD \$915.00	USD \$230.00	USD \$35.00	USD \$23.67	USD \$42.19
Adjustments						
Region (Michigan: 108.4%)	USD \$273.84	USD \$76.86	USD \$19.32	USD \$2.94		
Model Year (2021: 100%)	-	-	-	-		
Adjusted Hourly Ownership Cost (100%)	-	-	-	-		
Hourly Operating Cost (100%)					-	
Total:	USD \$3,533.84	USD \$991.86	USD \$249.32	USD \$37.94	USD \$23.67	USD \$43.75

Non-Active Use Rates

	Hourly
Standby Rate	USD \$10.04
Idling Rate	USD \$29.76

Rate Element Allocation

Element	Percentage	Value
Depreciation (ownership)	35%	USD \$1,141.00/mo
Overhaul (ownership)	56%	USD \$1,825.60/mo
CFC (ownership)	1%	USD \$32.60/mo
Indirect (ownership)	8%	USD \$260.80/mo
Fuel (operating) @ USD 3.27	41%	USD \$9.68/hr

Revised Date: 3rd quarter 2021

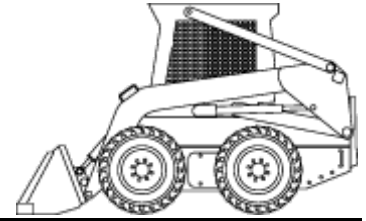
These are the most accurate rates for the selected Revision Date(s). However, due to more frequent online updates, these rates may not match Rental Rate Blue Book Print. Visit the Cost Recovery Product Guide on our Help page for more information.

 The equipment represented in this report has been exclusively prepared for STEPHEN STEPHENS
 (equipment@oscarrenda.com)

Rental Rate Blue Book®

August 4, 2021

Bobcat S70
 Skid Steer Loaders

 Size Class:
To 700 lbs
 Weight:
2795 lbs

Configuration for S70

 Operator Protection **ROPS/FOPS** Power Mode **Diesel**
Blue Book Rates

** FHWA Rate is equal to the monthly ownership cost divided by 176 plus the hourly estimated operating cost.

	Ownership Costs				Estimated Operating Costs Hourly	FHWA Rate** Hourly
	Monthly	Weekly	Daily	Hourly		
Published Rates	USD \$2,675.00	USD \$750.00	USD \$190.00	USD \$29.00	USD \$10.68	USD \$25.88
Adjustments						
Region (Michigan: 109.7%)	USD \$259.48	USD \$72.75	USD \$18.43	USD \$2.81		
Model Year (2021: 100%)	-	-	-	-		
Adjusted Hourly Ownership Cost (100%)	-	-	-	-		
Hourly Operating Cost (100%)					-	
Total:	USD \$2,934.48	USD \$822.75	USD \$208.43	USD \$31.81	USD \$10.68	USD \$27.35

Non-Active Use Rates

	Hourly
Standby Rate	USD \$8.34
Idling Rate	USD \$19.53

Rate Element Allocation

Element	Percentage	Value
Depreciation (ownership)	24%	USD \$642.00/mo
Overhaul (ownership)	66%	USD \$1,765.50/mo
CFC (ownership)	2%	USD \$53.50/mo
Indirect (ownership)	8%	USD \$214.00/mo
Fuel (operating) @ USD 3.27	27%	USD \$2.86/hr

Revised Date: 3rd quarter 2021

These are the most accurate rates for the selected Revision Date(s). However, due to more frequent online updates, these rates may not match Rental Rate Blue Book Print. Visit the Cost Recovery Product Guide on our Help page for more information.

 The equipment represented in this report has been exclusively prepared for STEPHEN STEPHENS
 (equipment@oscarrenda.com)

Rental Rate Blue Book®
GMC/CHEVY C2500

On-Highway Light Duty Trucks

 Size Class:
300 HP & Over
 Weight:
N/A

Configuration for C2500

Axle Configuration	4.0 x 2.0	Cab Type	Crew
Horsepower	322.0 hp	Power Mode	Gasoline
Ton Rating	3.0 / 4.0		

Blue Book Rates

** FHWA Rate is equal to the monthly ownership cost divided by 176 plus the hourly estimated operating cost.

	Ownership Costs				Estimated Operating Costs Hourly	FHWA Rate** Hourly
	Monthly	Weekly	Daily	Hourly		
Published Rates	USD \$1,205.00	USD \$340.00	USD \$85.00	USD \$13.00	USD \$17.15	USD \$24.00
Adjustments						
Region (Michigan: 107.1%)	USD \$85.56	USD \$24.14	USD \$6.03	USD \$0.92		
Model Year (2021: 100%)	-	-	-	-		
Adjusted Hourly Ownership Cost (100%)	-	-	-	-		
Hourly Operating Cost (100%)					-	
Total:	USD \$1,290.56	USD \$364.14	USD \$91.04	USD \$13.92	USD \$17.15	USD \$24.48

Non-Active Use Rates

Standby Rate	Hourly USD \$3.67
Idling Rate	USD \$20.12

Rate Element Allocation

Element	Percentage	Value
Depreciation (ownership)	57%	USD \$686.85/mo
Overhaul (ownership)	29%	USD \$349.45/mo
CFC (ownership)	3%	USD \$36.15/mo
Indirect (ownership)	11%	USD \$132.55/mo
Fuel (operating) @ USD 2.09	75%	USD \$12.79/hr

Revised Date: 1st half 2021

These are the most accurate rates for the selected Revision Date(s). However, due to more frequent online updates, these rates may not match Rental Rate Blue Book Print. Visit the Cost Recovery Product Guide on our Help page for more information.

The equipment represented in this report has been exclusively prepared for STEPHEN STEPHENS
 (sstephens@southlandholdings.com)

Rental Rate Blue Book®

August 18, 2020

Average AVERAGE ALL

Tilt Deck Utility Trailers

Size Class:

All

Weight:

N/A

Configuration for AVERAGE ALL

Capacity	14.1 t	Deck Length	20.0 ft
Number Of Axles	2.0	Number Of Tires	8.0

Blue Book Rates

** FHWA Rate is equal to the monthly ownership cost divided by 176 plus the hourly estimated operating cost.

	Ownership Costs				Estimated Operating Costs Hourly	FHWA Rate** Hourly
	Monthly	Weekly	Daily	Hourly		
Published Rates	USD \$985.00	USD \$275.00	USD \$69.00	USD \$10.00	USD \$4.53	USD \$10.13
Adjustments						
Region (Texas: 86.8%)	(USD \$130.02)	(USD \$36.30)	(USD \$9.11)	(USD \$1.32)		
Model Year (2020: 100%)	-	-	-	-		
Adjusted Hourly Ownership Cost (100%)	-	-	-	-		
Hourly Operating Cost (100%)					-	
Total:	USD \$854.98	USD \$238.70	USD \$59.89	USD \$8.68	USD \$4.53	USD \$9.39

Non-Active Use Rates

	Hourly
Standby Rate	USD \$2.43
Idling Rate	USD \$4.86

Rate Element Allocation

Element	Percentage	Value
Depreciation (ownership)	48%	USD \$472.80/mo
Overhaul (ownership)	31%	USD \$305.35/mo
CFC (ownership)	5%	USD \$49.25/mo
Indirect (ownership)	16%	USD \$157.60/mo

Fuel cost data is not available for these rates.

Revised Date: 2nd half 2020

These are the most accurate rates for the selected Revision Date(s). However, due to more frequent online updates, these rates may not match Rental Rate Blue Book Print. Visit the Cost Recovery Product Guide on our Help page for more information.

The equipment represented in this report has been exclusively prepared for STEPHEN STEPHENS (sstephens@southlandholdings.com)

Rental Rate Blue Book®

August 18, 2020

Miscellaneous 1500 14000

Water Trailers

Size Class:

10,001 gal & Over

Weight:

57000 lbs

Configuration for 1500 14000

 Pump Capacity **1500.0 gal/min** Tank Capacity **14000.0 gal**
Blue Book Rates

** FHWA Rate is equal to the monthly ownership cost divided by 176 plus the hourly estimated operating cost.

	Ownership Costs				Estimated Operating Costs Hourly	FHWA Rate** Hourly
	Monthly	Weekly	Daily	Hourly		
Published Rates	USD \$2,765.00	USD \$775.00	USD \$195.00	USD \$29.00	USD \$12.21	USD \$27.92
Adjustments						
Region (Texas: 86.8%)	(USD \$364.98)	(USD \$102.30)	(USD \$25.74)	(USD \$3.83)		
Model Year (2020: 100%)	-	-	-	-		
Adjusted Hourly Ownership Cost (100%)	-	-	-	-		
Hourly Operating Cost (100%)					-	
Total:	USD \$2,400.02	USD \$672.70	USD \$169.26	USD \$25.17	USD \$12.21	USD \$25.85

Non-Active Use Rates

	Hourly
Standby Rate	USD \$6.82
Idling Rate	USD \$13.64

Rate Element Allocation

Element	Percentage	Value
Depreciation (ownership)	40%	USD \$1,106.00/mo
Overhaul (ownership)	33%	USD \$912.45/mo
CFC (ownership)	8%	USD \$221.20/mo
Indirect (ownership)	19%	USD \$525.35/mo

Fuel cost data is not available for these rates.

Revised Date: 2nd half 2020

These are the most accurate rates for the selected Revision Date(s). However, due to more frequent online updates, these rates may not match Rental Rate Blue Book Print. Visit the Cost Recovery Product Guide on our Help page for more information.

The equipment represented in this report has been exclusively prepared for STEPHEN STEPHENS (sstephens@southlandholdings.com)

April 8, 2022

Mr. Cesar Garcia
Project Engineer
Southland Holdings
1100 Kubota Drive
Grapevine, Texas 76051

Re: Romeo Arm Interceptor (Interceptor scanning)
Job No.: SM21-027

Dear Mr. Garcia:

Spalding DeDecker (SDA) is pleased to once again have this opportunity to provide professional surveying services to Southland Holdings. We look forward to working with you and your team again.

SCOPE OF SERVICES

We have spoken to you and Chris Bennett by phone. We understand that you need scanning from the access manhole that is located south of the new CS-12 structure, into PCI-7 up to the next control structure, which is approximate 220' in total length per our understanding. This is needed in order to provide information to the pipe fabricator for the lining in this section. This will include the following details:

- We will utilize prior control points that were established in the tunnel. We do not anticipate using a total-station within the tunnel this time. Our work will fit precisely with the prior work and will be accurate within itself.
- Work will be conducted in the sewer by a senior project surveyor and a senior survey technician. We will have a third person on survey to help bring equipment and supplies back and forth. We are assuming that Southland will provide all other confined space entry support including tripods and other entry gear, attendants, and rescue arrangements.
- We will perform several setups using the laser scanner in the sewer. This will require several independent setups to provide sufficient coverage and redundant measurements.
- We intend to use tripods with weighted legs for the laser scanner setups. If this does not prove to be stable enough, we will need to install temporary brackets to be used to mount the scanner into the side of the pipe and will need assistance to install those.
- We will need to install temporary scan targets in the pipe, and may need assistance from your staff to support that work.
- We will process the data into a point cloud. According to my conversation with Chris Bennett, we will need to generate a drawing that shows the pipe dimensions by establishing a pipe centerline alignment and showing multiple cross sections of the pipe at many locations. Please note that our scanning will be limited to the portion of the pipe that is above the liquid level, so the depth of the liquid in the pipe will be a limiting factor on the detail that we can provide.
- We have a Leica BLK scanner that could be used for the work, but the range is limited and would increase the number of setups required. We would recommend that we rent a Leica RTC scanner that has an extended range and would decrease the number of setups required in the sewer. This rental cost would be a reimbursable expense.

Mr. Cesar Garcia
April 8, 2022
Page Two

FEE

We will perform the work on a time and materials basis according to the attached hourly-basis fee schedule as a continuation of our ongoing as-needed work. We understand that Southland Holdings will be our client for the work and will be responsible for payment. We will invoice on a monthly basis, with invoices due and payable within thirty days of the invoice date or delivery of the invoice via electronic mail, whichever is later. As a rough budget, we anticipate that the cost for this task will be in the range of \$5,000 to \$10,000 including both the field work, the processing of the laser scan, the data extraction and generation of exhibits, scanner rental fees, and effort to clean and sterilize the equipment and instruments after the task.

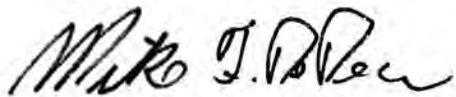
SCHEDULE

We are prepared to begin the work immediately, and could begin it as early as the middle of this coming week. There are some weekend days where key staff has commitments, but there may be some weekend availability depending on which particular day is targeted. We will work with Chris to coordinate the actual schedule. We would anticipate being able to provide drawing one to two weeks after performing the entry to allow time to process the data and to perform the extraction and prepare the exhibits. Based on the challenging environment and possible instability of the setups among other factors, we will not be sure if we captured the data accurately until we process the scans.

If the above terms and scope are acceptable, we will work with Chris Bennett to perform the work. Thank you for reaching out to us for this work, and we look forward to working with you on this task.

Sincerely,

SPALDING DeDECKER



Mike F. DeDecker, PS
Senior Project Manager
Vice President

Attachments:

Hourly-basis fee schedule

cc: George M. Platz, PS

2022 Hourly Rate Fee Schedule - Surveying

Professional Services

Where it is agreed that fees for our services will be based upon the time worked on the project, such fees will be computed at the following rates:

<u>Classification</u>	<u>Hourly Rate</u>
Project Surveyor	\$125.00
Senior Project Surveyor	\$150.00
CAD Technician	\$ 93.00
Senior CAD Technician	\$103.00
Mapping Specialist	\$113.00
Senior Mapping Specialist	\$125.00
Project Manager	\$165.00
Senior Project Manager	\$175.00
Director	\$185.00
1 Person Survey Crew	\$130.00
2 Person Survey Crew	\$185.00
Survey Technician	\$115.00
Senior Survey Technician	\$125.00
Survey Assistant	\$ 65.00
Senior Survey Assistant	\$ 75.00

- ▼ A fee of \$10 per hour / per person will be added to any project that requires SDA personnel to work in non-standard conditions such as confined space entry. This will apply to personnel on site that are making the confined space entry on this project and does not extend to office staff or personnel not directly entering the sewer.
- ▼ Fees are due and payable within 30 days of invoice.
- ▼ SDA reserves the right to determine the personnel used on any project.
- ▼ Rates are project specific and include standard surveying equipment, truck, and mileage.
- ▼ SDA does not charge overtime to the client for hours over 8 in the day or 40 in the week.
- ▼ Outside services and project specific expenses billed at cost + 15%.
- ▼ Rates are effective through December 31, 2022, after which they are subject to adjustment upon mutual agreement between client and SDA for on-going projects.

Rental Rate Blue Book®

March 15, 2019


Miscellaneous 2" GASOLINE/11MT

Self Priming Trash Pumps

Size Class:

To 2"

Weight:

700 lbs.

Configuration for 2" GASOLINE/11MT

Power Mode	Gasoline	Horsepower	9
CPB Rating	11MT	Pump Size	2 in
Pump Capacity	13000 gal/hr		

Blue Book Rates

** FHWA Rate is equal to the monthly ownership cost divided by 176 plus the hourly estimated operating cost.

	Ownership Costs				Estimated Operating Costs Hourly	FHWA Rate** Hourly
	Monthly	Weekly	Daily	Hourly		
Published Rates	\$330.00	\$92.00	\$23.00	\$3.00	\$5.40	\$7.28
Adjustments						
Region (Texas: 86.2%)	(\$45.54)	(\$12.70)	(\$3.17)	(\$0.41)		
Model Year (2019: 100%)	-	-	-	-		
Adjusted Hourly Ownership Cost (100%)	-	-	-	-		
Hourly Operating Cost (100%)					-	
Total:	\$284.46	\$79.30	\$19.83	\$2.59	\$5.40	\$7.02

Non-Active Use Rates

	Hourly
Standby Rate	\$0.94
Idling Rate	\$4.22

Rate Element Allocation

Element	Percentage	Value
Depreciation (ownership)	43%	\$141.90/mo
Overhaul (ownership)	42%	\$138.60/mo
CFC (ownership)	6%	\$19.80/mo
Indirect (ownership)	9%	\$29.70/mo
Fuel (operating) @ 2.75	48%	\$2.60/hr

Revised Date: 1st Half 2019

These are the most accurate rates for the selected Revision Date(s). However, due to more frequent online updates, these rates may not match Rental Rate Blue Book Print. Visit the Cost Recovery Product Guide on our Help page for more information.

The equipment represented in this report has been exclusively prepared for STEPHEN STEPHENS (sstepphens@southlandholdings.com)

Change Order Item Number 004-5:

WCD #10 Tnemec Coating

WORK CHANGE DIRECTIVE NO. 10: Tnemec Coating

Owner: Macomb Interceptor Drain Drainage
District
Owner’s Project No.: WWS-2020-007
Engineer: FK Engineering Associates
Engineer’s Project No.: 20-152
Contractor: Oscar Renda Contracting
Contractor’s Project No.: WO19024
Project: Romeo Arm Lining – Segment 5
Contract Name: Romeo Arm Lining – Segment 5
Date Issued: April 27, 2022
Effective Date of Work Change Directive: April 27, 2022

Contractor is directed to proceed promptly with the following change(s):

Description:

Provide additional cost and time for new Tnemec Products, Tneme-Zinc 90G-1K97 and H.S. Epoxy Series 104, to be applied to the various stoplogs within the CS-12 structure.

Attachments:

Tnemec coating products, Tneme-Zinc 90G-1K97 and H.S. Epoxy Series 104

Purpose for the Work Change Directive:

Original products were not applicable to the wastewater systems and submergence.

Directive to proceed promptly with the Work described herein, prior to agreeing to change in Contract Price and Contract Time, is issued due to:

Notes to User—Check one or both of the following

Non-agreement on pricing of proposed change. Necessity to proceed for schedule or other reasons.

Estimated Change in Contract Price and Contract Times (non-binding, preliminary):

Contract Price: **\$ not yet estimated**

Contract Time: **None** days

Basis of estimated change in Contract Price:

Lump Sum Unit Price Cost of the Work Other

Recommended by Engineer		Authorized by Owner	
By:	Zach Carr, P.E.		Stephen Downing
Title:	Vice President		Construction & Maintenance Manager
Date:	April 27, 2022		April 27, 2022



TNEME-ZINC 90G-1K97

PRODUCT PROFILE

GENERIC DESCRIPTION Aromatic Polyurethane, Zinc-Rich

COMMON USAGE An advanced technology, single-component, moisture-cured, zinc-rich primer providing extraordinary performance, user-friendly and easy application. Also used for field touch-up of inorganic zinc coating.

COLORS Greenish-Gray

ZINC PIGMENT 83% by weight in dried film

SPECIAL QUALIFICATIONS 90G-1K97 Tnemec-Zinc uses a pigment which meets the requirements of **ASTM D 520 Type III** and contains less than .002% lead. This level qualifies it to be classed as "non-lead" (less than 0.009% lead by weight) as defined in 16 CFR Part 1303 of the Consumer Product Safety Commission regulations. Conforms to **SSPC Paint 20, Type II**.

COATING SYSTEM

TOPCOATS Series 1, 6, 27, 27WB, 46H-413, 66, L69, L69F, N69, N69F, V69, V69F, 73, 84, 104, 113, 114, 115, 135, 161, 290, 291, 394, 740, 750, 1028, 1029, 1074, 1074U, 1075, 1075U, 1077, 1078. **Note:** Certain topcoat colors may not provide one-coat hiding depending on method of application. **Note:** Series 90G-1K97 must be exterior exposed for three days prior to topcoating with Series 6, 1028 or 1029. **Note:** Series 90G-1K97 must be exterior exposed for one day prior to topcoating with Series 27WB.

SURFACE PREPARATION

ALL SURFACES **Severe Exposure:** SSPC-SP10/NACE 2 Near-White Blast Cleaning with a minimum angular anchor profile of 1.5 mils. **Moderate Exposure:** SSPC-SP6/NACE 3 Commercial Blast Cleaning with a minimum angular anchor profile of 1.5 mils.

TECHNICAL DATA

VOLUME SOLIDS 62.0 ± 2.0%

RECOMMENDED DFT 2.5 to 3.5 mils (65 to 90 microns) per coat.

CURING TIME

Temperature †	To Handle	To Recoat
75°F (24°C)	2 hours	8 hours
55°F (11°C)	4 hours	12 hours
35°F (2°C)	6 hours	16 hours

† 50% relative humidity. Curing time varies with surface temperature, air movement, humidity and film thickness. **Ventilation:** When used in enclosed areas, provide adequate ventilation during application and cure. **Note:** For faster curing, low humidity and low-temperature applications, add No. 44-710 Urethane Accelerator (see separate product data sheet).

VOLATILE ORGANIC COMPOUNDS

Unthinned: 2.75 lbs/gallon (330 grams/litre)
Thinned 1.9%: 2.83 lbs/gallon (340 grams/litre)
Thinned 10%: 3.16 lbs/gallon (379 grams/litre)

HAPS

Unthinned: 5.20 lbs/gal solids
Thinned 1.9%: 5.42 lbs/gal solids (No. 2 Thinner); 5.21 lbs/gal solids (No. 3 Thinner)
Thinned 10%: 6.37 lbs/gal solids (No. 2 Thinner); 5.24 lbs/gal solids (No. 3 Thinner)

THEORETICAL COVERAGE

996 mil sq ft/gal (24.4 m²/L at 25 microns). See APPLICATION for coverage rates.

NUMBER OF COMPONENTS

One

PACKAGING

Five gallon (18.9L) pails (yielding three gallons) and one gallon (3.79L) cans.

NET WEIGHT PER GALLON

23.77 ± 0.60 lbs (10.78 ± .27 kg)

STORAGE TEMPERATURE

Minimum 20°F (-7°C) Maximum 110°F (43°C)

TEMPERATURE RESISTANCE

Dry (Continuous) 250°F (121°C) Intermittent 300°F (149°C)

SHELF LIFE

9 months at recommended storage temperature.

FLASH POINT - SETA

78°F (26°C)

HEALTH & SAFETY

Paint products contain chemical ingredients which are considered hazardous. Read container label warning and Material Safety Data Sheet for important health and safety information prior to the use of this product.

TNEME-ZINC | 90G-1K97

APPLICATION

COVERAGE RATES

	Dry MILS (MICRONS)	Wet MILS (MICRONS)	Sq Ft/Gal (m ² /Gal)
Suggested	3.0 (75)	5.0 (125)	331 (30.8)
Minimum	2.5 (65)	4.0 (102)	398 (37.0)
Maximum	3.5 (90)	5.5 (140)	284 (26.4)

Allow for overspray and surface irregularities. Wet film thickness is rounded to the nearest 0.5 mil or 5 microns. Application of coating below minimum or above maximum recommended dry film thicknesses may adversely affect coating performance.

MIXING

Stir thoroughly, making sure no pigment remains on the bottom of the can.

THINNING

For spray, thin up to 10% or 3/4 pint (380 mL) per gallon with No. 2 Thinner if temperatures are below 80°F (27°C). Thin up to 10% or 3/4 pint (380 mL) per gallon with No. 3 Thinner if temperatures are above 80°F (24°C). For brush or roller, thin up to 10% or 3/4 pint (380 mL) per gallon with No. 3 Thinner. Do not thin more than 1.9% when air pollution regulations limit the atmospheric discharge of volatile organic compounds (VOC) in coatings to a maximum of 340 grams/litre (2.80 lbs/gal).

POT LIFE

24 hours at 77°F (25°C) and 50% R.H.

Caution: This product cures with moisture acting as a curing agent. Moisture and/or high humidity will shorten pot life. **Keep container closed when not in use.**

APPLICATION EQUIPMENT

Note: When intermediate and finish coats are white or light colors, best hiding of this dark color primer can be achieved by spray application; or when roller applied, by using 1/4" nap covers.

Air Spray

Gun	Fluid Tip	Air Cap	Air Hose ID	Mat'l Hose ID	Atomizing Pressure	Pot Pressure
DeVilbiss JGA †	E	765 or 704	5/16" or 3/8" (7.9 or 9.5 mm)	3/8" or 1/2" (9.5 or 12.7 mm)	40-50 psi (2.8-3.4 bar)	10-20 psi (0.7-1.4 bar)

† (with heavy mastic spring) Low temperatures or longer hoses will require additional pressure. Use pressure pot equipped with an agitator and keep pressure pot at same level or higher than the spray gun. Compressed air must be dry.

Airless Spray

Tip Orifice	Atomizing Pressure	Mat'l Hose ID	Manifold Filter
0.017"-0.021" (430-535 microns)	2400-3000 psi (165-207 bar)	1/4" or 3/8" (6.4 or 9.5 mm)	60 mesh (250 microns)

Use appropriate tip/atomizing pressure for equipment, applicator technique and weather conditions.

Keep material agitated to prevent settling.

Roller: Use a 1/4" or 3/8" (6.4 mm or 9.5 mm) synthetic nap cover. Stir material frequently or keep under agitation to prevent settling.

Brush: Use high quality natural or synthetic bristle brushes.

SURFACE TEMPERATURE

Minimum 35°F (2°C) Maximum 140°F (60°C) Maximum for Brush & Roller 120°F (49°C)

The surface should be dry and at least 5°F (3°C) above the dew point. **Note:** Series 44-710 Accelerator must be used if the surface temperature is 35°F to 60°F (2°C to 16°C) and 20% to 40% relative humidity.

AMBIENT HUMIDITY

Minimum 20% R.H. Maximum 90% R.H.

CLEANUP

Flush and clean all equipment immediately after use with the recommended thinner or xylene.

WARRANTY & LIMITATION OF SELLER'S LIABILITY: Tnemec Company, Inc. warrants only that its coatings represented herein meet the formulation standards of Tnemec Company, Inc. THE WARRANTY DESCRIBED IN THE ABOVE PARAGRAPH SHALL BE IN LIEU OF ANY OTHER WARRANTY, EXPRESSED OR IMPLIED, INCLUDING BUT NOT LIMITED TO, ANY IMPLIED WARRANTY OF MERCHANTABILITY OR FITNESS FOR A PARTICULAR PURPOSE. THERE ARE NO WARRANTIES THAT EXTEND BEYOND THE DESCRIPTION ON THE FACE HEREOF. The buyer's sole and exclusive remedy against Tnemec Company, Inc. shall be for replacement of the product in the event a defective condition of the product should be found to exist and the exclusive remedy shall not have failed its essential purpose as long as Tnemec is willing to provide comparable replacement product to the buyer. NO OTHER REMEDY (INCLUDING, BUT NOT LIMITED TO, INCIDENTAL OR CONSEQUENTIAL DAMAGES FOR LOST PROFITS, LOST SALES, INJURY TO PERSON OR PROPERTY, ENVIRONMENTAL INJURIES OR ANY OTHER INCIDENTAL OR CONSEQUENTIAL LOSS) SHALL BE AVAILABLE TO THE BUYER. Technical and application information herein is provided for the purpose of establishing a general profile of the coating and proper coating application procedures. Test performance results were obtained in a controlled environment and Tnemec Company makes no claim that these tests or any other tests, accurately represent all environments. As application, environmental and design factors can vary significantly, due care should be exercised in the selection and use of the coating.



H.S. EPOXY SERIES 104

PRODUCT PROFILE

GENERIC DESCRIPTION	Cycloaliphatic Amine Epoxy
COMMON USAGE	Versatile coating applies up to 10 mils per coat on steel or concrete. Protects in immersion, salt spray and chemical exposures. Superior abrasion- and stain-resistance.
COLORS	Primer: 1211 Red. Topcoat: Refer to Tnemec Color Guide. Note: Epoxies chalk with extended exposure to sunlight. Lack of ventilation, incomplete mixing, miscatalyzation or the use of heaters that emit carbon dioxide and carbon monoxide during application and initial stages of curing may cause yellowing to occur.
FINISH	Semi-gloss. Gloss can vary with texture, porosity of substrate and thickness of film.
SPECIAL QUALIFICATIONS	Conforms to the performance requirements of AWWA C 210 (not for potable water contact).
PERFORMANCE CRITERIA	Extensive test data available. Contact your Tnemec representative for specific test results.

COATING SYSTEM

PRIMERS	Steel: Self-priming or Series 66, L69, L69F, N69, N69F, V69, V69F, 90E-92, 90-97, 90G-1K97, 161 Concrete: Self-priming or Series 215, 218. CMU: Self-priming or Series 130, 215, 218
TOPCOATS	Series 66, L69, L69F, N69, N69F, V69, V69F, 73, 104, 1074, 1074U, 1075, 1075U Refer to COLORS on applicable topcoat data sheets for additional information. Note: When topcoating with Endura-Shield polyurethane finish, exterior exposed Series 104 has the following maximum time to recoat: Series 73, 1074, 1074U, 1075 or 1075U, 60 days. If this time is exceeded, an epoxy intermediate coat or scarification is required before topcoating. Refer to appropriate topcoat data sheet for additional information.

SURFACE PREPARATION

STEEL	Immersion Service: SSPC-SP10/NACE 2 Near White Blast Cleaning with a minimum angular anchor profile of 2.0 mils Non-Immersion Service: SSPC-SP6/NACE 3 Commercial Blast Cleaning with a minimum angular anchor profile of 2.0 mils
CONCRETE	Allow new concrete to cure for 28 days. Abrasive blast referencing SSPC-SP13/NACE 6, ICRI-CSP3-5 Surface Preparation of Concrete and Tnemec's Surface Preparation and Application Guide.
CMU	Allow mortar to cure for 28 days. Level protrusions and mortar spatter.
PRIMED SURFACES	Immersion Service: Scarify the surface before topcoating if the Series 66, L69, L69F, N69, N69F, V69, V69F, 104 or 161 prime coat has been exterior exposed for 14 days or longer.
ALL SURFACES	Must be clean, dry and free of oil, grease, chalk and other contaminants.

TECHNICAL DATA

VOLUME SOLIDS	82.0 ± 2.0% (mixed) †
RECOMMENDED DFT	4.0 to 10.0 mils (100 to 255 microns) per coat. Note: Number of coats and thickness requirements will vary with substrate, application method and exposure. Contact your Tnemec representative.

CURING TIME	Temperature	To Handle	To Recoat	Immersion
	75°F (24°C)	6 hours at 4.0 mils (100 microns) DFT 10 hours at 10.0 mils (255 microns) DFT	16-18 hours	7 days

Curing time varies with surface temperature, air movement, humidity and film thickness.

VOLATILE ORGANIC COMPOUNDS	EPA Method 24 † Unthinned: 0.80 lbs/gallon (96 grams/litre) Thinned 10% (No. 2 Thinner): 1.92 lbs/gallon (230 grams/litre) Thinned 10% (No. 49 Thinner): 0.80 lbs/gallon (96 grams/litre)
-----------------------------------	---

HAPS	Unthinned: 1.60 lbs/gal solids Thinned 10% (No. 2 Thinner): 2.50 lbs/gal solids Thinned 10% (No. 49 Thinner): 1.60 lbs/gal solids
-------------	--

THEORETICAL COVERAGE 1,315 mil sq ft/gal (32.3 m²/L at 25 microns). See APPLICATION for coverage rates. †

NUMBER OF COMPONENTS Two: Part A (amine) and Part B (epoxy)

PACKAGING 5 gallon (18.9L) pails and 1 gallon (3.79L) cans — Order in multiples of 2.

NET WEIGHT PER GALLON 14.70 ± 0.25 lbs (6.67 ± .11 kg) (mixed) †

STORAGE TEMPERATURE Minimum 20°F (-7°C) Maximum 120°F (49°C)
For optimum application properties, material temperature must be above 60°F (16°C) prior to application.

TEMPERATURE RESISTANCE (Dry) Continuous 250°F (121°C) Intermittent 275°F (135°C)

SHELF LIFE Part A: 24 months; Part B: 12 months at recommended storage temperature.

FLASH POINT - SETA Part A & Part B: 81°F (27°C)

HEALTH & SAFETY Paint products contain chemical ingredients which are considered hazardous. Read container label warning and Material Safety Data Sheet for important health and safety information prior to the use of this product.
Keep out of the reach of children.

H.S. EPOXY | SERIES 104

APPLICATION

COVERAGE RATES

	Dry MILS (Microns)	Wet MILS (Microns)	Sq Ft/Gal (m ² /Gal)
Minimum	4.0 (100)	5.0 (125)	329 (30.5)
Maximum	10.0 (255)	12.0 (305)	131 (12.2)

Allow for overspray and surface irregularities. Film thickness is rounded to the nearest 0.5 mil or 5 microns. Application of coating below minimum or above maximum recommended dry film thicknesses may adversely affect coating performance. †

MIXING

Power mix contents of each container, making sure no pigment remains on the bottom. Pour a measured amount of Part B into a clean container large enough to hold both components. Add an equal volume of Part A to Part B while under agitation. Continue agitation until the two components are thoroughly mixed. Do not use mixed material beyond pot life limits. **Note:** Both components must be above 60°F (16°C) prior to mixing. Mixing ratio is one to one by volume. A large volume of material will set up quickly if not applied or reduced in volume.

Caution: Do not reseal mixed material. An explosion hazard may be created.

THINNING

Use No. 2 Thinner. For air spray, airless spray or roller, thin up to 10% or 3/4 pint (380 mL) per gallon. Thin up to 10% or 3/4 pint (380 mL) per gallon with No. 49 Thinner when required by air pollution regulations.

POT LIFE

2 1/2 hours at 60°F (16°C) 2 hours at 77°F (25°C) 1 hour at 100°F (38°C)

APPLICATION EQUIPMENT

Air Spray

Gun	Fluid Tip	Air Cap	Air Hose ID	Mat'l Hose ID	Atomizing Pressure	Pot Pressure
DeVilbiss JGA	E	765 or 704	5/16" or 3/8" (7.9 or 9.5 mm)	3/8" or 1/2" (9.5 or 12.7 mm)	60-90 psi (4.2-6.2 bar)	10-20 psi (0.7-1.4 bar)

Low temperatures or longer hoses require higher pot pressure.

Airless Spray

Tip Orifice	Atomizing Pressure	Mat'l Hose ID	Manifold Filter
0.015"-0.021" (380-535 microns)	3000-3800 psi (207-262 bar)	1/4" or 3/8" (6.4 or 9.5 mm)	60 mesh (250 microns)

Use appropriate tip/atomizing pressure for equipment, applicator technique and weather conditions.

Note: Application over inorganic zinc-rich primers: Apply a wet mist coat and allow tiny bubbles to form. When bubbles disappear in 1 to 2 minutes, apply a full wet coat at specified mil thickness.

Roller: Roller application optional when environmental restrictions do not allow spraying. Use 3/8" or 1/2" (9.5 mm to 12.7 mm) synthetic woven nap covers. **Note:** Two or more coats may be required to obtain recommended film thicknesses.

Brush: Recommended for small areas only. Use high quality natural or synthetic bristle brushes. **Note:** Two or more coats may be required to obtain recommended film thicknesses.

SURFACE TEMPERATURE

Minimum 60°F (16°C) Maximum 135°F (57°C)

The surface should be dry and at least 5°F (3°C) above the dew point. Coating will not cure below minimum surface temperature.

CLEANUP

Flush and clean all equipment immediately after use with the recommended thinner or xylol.

† Values may vary with color.

WARRANTY & LIMITATION OF SELLER'S LIABILITY: Tnemec Company, Inc. warrants only that its coatings represented herein meet the formulation standards of Tnemec Company, Inc. THE WARRANTY DESCRIBED IN THE ABOVE PARAGRAPH SHALL BE IN LIEU OF ANY OTHER WARRANTY, EXPRESSED OR IMPLIED, INCLUDING BUT NOT LIMITED TO, ANY IMPLIED WARRANTY OF MERCHANTABILITY OR FITNESS FOR A PARTICULAR PURPOSE. THERE ARE NO WARRANTIES THAT EXTEND BEYOND THE DESCRIPTION ON THE FACE HEREOF. The buyer's sole and exclusive remedy against Tnemec Company, Inc. shall be for replacement of the product in the event a defective condition of the product should be found to exist and the exclusive remedy shall not have failed its essential purpose as long as Tnemec is willing to provide comparable replacement product to the buyer. NO OTHER REMEDY (INCLUDING, BUT NOT LIMITED TO, INCIDENTAL OR CONSEQUENTIAL DAMAGES FOR LOST PROFITS, LOST SALES, INJURY TO PERSON OR PROPERTY, ENVIRONMENTAL INJURIES OR ANY OTHER INCIDENTAL OR CONSEQUENTIAL LOSS) SHALL BE AVAILABLE TO THE BUYER. Technical and application information herein is provided for the purpose of establishing a general profile of the coating and proper coating application procedures. Test performance results were obtained in a controlled environment and Tnemec Company makes no claim that these tests or any other tests, accurately represent all environments. As application, environmental and design factors can vary significantly, due care should be exercised in the selection and use of the coating.



Monday, May 2, 2022

Stephen Downing
Macomb County Public Works
21777 Dunham Road
Clinton Township, MI 48036

Ref: Romeo Arm Interceptor Seg 5 Lining #WWS-2020-007

Sub: WCD 10 – Tnemec Coating

Mr. Downing,

Oscar Renda Contracting, Inc. (ORC) is pleased to forward the attached cost summary for Work Change Directive 10, as requested. This includes furnishing new Tnemec products (Tnemec-Zinc 90G-1K97 & H.S. Epoxy Series 104) to be applied to the various stoplogs within the CS-2 structure.

ORC's price for furnishing all supervision, labor, material, and equipment for completion of the work outlined is \$5,319 (five thousand three hundred nineteen dollars and zero cents).

Your prompt written approval of this proposal is greatly appreciated. Please call or email if you require additional information.

Thank you,

Marco Bartolomei

Area Manager

Southland Holdings, LLC. | Oscar Renda Contracting, Inc.

847.877.0839 m

817.293.4263 p

817.293.5065 f

ATT: WCD 10 – Tnemec Coating

608 Henrietta Creek Road | Roanoke Texas 76262

COST CHANGE REQUEST

DATE: 05/02/22

RFP **WCD 10**

PROJECT: Romeo Arm Interceptor
 OWNER: Macomb County
 ENGINEER: FK Engineering
 CONTRACTOR: Oscar Renda Contracting, Inc.

Description: WCD 10 - Tnemec Coating
 Time Extension Request: 0 Days
 Working Days: 0
 Calendar Days: 0

SUMMARY SHEET

1 MATERIAL					\$	-
Material Cost					\$	-
Sales Tax	@	6.00%			\$	-
Material Handling Cost	@	0.00%			\$	-
Expendable Material	@	0.00%			\$	-
2 LABOR					\$	-
	Manhours	0.00 @	#DIV/0!		\$	-
	Area Manager	0 @	\$80.00		\$	-
	Project Superintendent	0 @	\$65.00		\$	-
	Project Manager	0 @	\$65.00		\$	-
	Project Engineer	0 @	\$50.00		\$	-
					\$	-
	Labor Cost (Field)				\$	-
	Labor Cost (Supervision)				\$	-
	Labor Burden (Field)	@	25.0%		\$	-
	Labor Burden (Supervision)	@	55.0%		\$	-
	Tool Replacement Cost	@	4.00%		\$	-
3 EQUIPMENT COSTS						\$0.00
4 SUBCONTRACTOR COST						\$ 5,000.00
						<u>\$ 5,000.00</u>
5 BOND COST		@	1.2%			\$ 60.00
						<u>\$ 5,060.00</u>
6A OH / P (On ORC Cost)		@	15%			\$ 9.00
6B OH / P (On ORC Cost)		@	5%			\$ 250.00
CHANGE REQUEST TOTAL						\$ 5,319.00

RFP WCD 10
LABOR & MATERIAL WORKSHEET #1

DESCRIPTION	QUANT.	UNIT	LABOR		LABOR		MATERIAL	
			LABOR "HOURS"	TOTAL HOURS	UNIT PRICE	TOTAL PRICE	UNIT PRICE	TOTAL PRICE
								\$ -
								\$ -
								\$ -
								\$ -
								\$ -
								\$ -
								\$ -
								\$ -
								\$ -
								\$ -
								\$ -
								\$ -

TOTAL LABOR HOURS				0.00				
TOTAL LABOR						\$ -		
TOTAL MATERIAL								\$ -

EQUIPMENT WORKSHEET # 2

OPERATING WEIGHT	DESCRIPTION	TIME USED	UNIT	Operating Cost	Standby Cost	Total Cost

TOTAL EQUIPMENT COST

\$0.00

RFP WCD 10
SUBCONTRACTS WORKSHEET # 3

SUBCONTRACTOR	QTY	UNIT	UNIT PRICE	TOTAL
Cody Builders	1	LS	\$ 5,000.00	\$ 5,000.00
SUBCONTRACTOR TOTAL				\$ 5,000.00

To: W.M. Lyles Inc.
Attn: Cesar Garcia

Cody Builders Supply
12002 N Lamar Blvd
Austin, TX 78753
Ph 512/339-9834
Fax 512/339-0165
metals@codybuilderssupply.com



CHANGE ORDER

Date: 04/22/2022

CO NO.: RA-COR-02

Project: Romeo Arm Inceptor segment 5 Relining

SUBJECT Adding Final coating to the Scope

REFERENCE (RFI/Dwg/Etc): _____

REQUESTED BY: Cesar Garcia

Information/Explanation of Change:

Below is the cost of adding final coating for stop logs and midspan beams in our scope.

Surface : Prep SSPC-SP 6

Prime : Tneme- Zinc 90G- 1K97, 2.5 to 3.5 mils

Top Coat : H.S Epoxy Series 104, 4-6 mils

Pricing:

Total amount of this change order +\$5,000

Attachments: Product data sheets

SCHEDULE IMPACT? YES NO TBD ADD SUBTRACT _____ number of _____

PREPARED BY: Erdem Biyikli APPROVED BY: _____

Note: Notice to proceed is considered acceptance of price quoted.



TNEMEC-ZINC 90G-1K97

PRODUCT PROFILE

GENERIC DESCRIPTION Aromatic Polyurethane, Zinc-Rich

COMMON USAGE An advanced technology, single-component, moisture-cured, zinc-rich primer providing extraordinary performance, user-friendly and easy application. Also used for field touch-up of inorganic zinc coating.

COLORS Greenish-Gray

ZINC PIGMENT 83% by weight in dried film

SPECIAL QUALIFICATIONS 90G-1K97 Tnemec-Zinc uses a pigment which meets the requirements of **ASTM D 520 Type III** and contains less than .002% lead. This level qualifies it to be classed as "non-lead" (less than 0.009% lead by weight) as defined in 16 CFR Part 1303 of the Consumer Product Safety Commission regulations. Conforms to **SSPC Paint 20, Type II**.

COATING SYSTEM

TOPCOATS Series 1, 6, 27, 27WB, 46H-413, 66, 69, 69F, N69, N69F, V69, V69F, 73, 84, 104, 113, 114, 115, 135, 161, 290, 291, 394, 740, 750, 1028, 1029, 1074, 1074U, 1075, 1075U, 1077, 1078. **Note:** Certain topcoat colors may not provide one-coat hiding depending on method of application. **Note:** Series 90G-1K97 must be exterior exposed for three days prior to topcoating with Series 6, 1028 or 1029. **Note:** Series 90G-1K97 must be exterior exposed for one day prior to topcoating with Series 27WB.

SURFACE PREPARATION

ALL SURFACES **Severe Exposure:** SSPC-SP10/NACE 2 Near-White Blast Cleaning with a minimum angular anchor profile of 1.5 mils. **Moderate Exposure:** SSPC-SP6/NACE 3 Commercial Blast Cleaning with a minimum angular anchor profile of 1.5 mils.

TECHNICAL DATA

VOLUME SOLIDS 62.0 ± 2.0%

RECOMMENDED DFT 2.5 to 3.5 mils (65 to 90 microns) per coat.

CURING TIME

Temperature †	To Handle	To Recoat
75°F (24°C)	2 hours	8 hours
55°F (11°C)	4 hours	12 hours
35°F (2°C)	6 hours	16 hours

† 50% relative humidity. Curing time varies with surface temperature, air movement, humidity and film thickness. **Ventilation:** When used in enclosed areas, provide adequate ventilation during application and cure. **Note:** For faster curing, low humidity and low-temperature applications, add No. 44-710 Urethane Accelerator (see separate product data sheet).

VOLATILE ORGANIC COMPOUNDS

Unthinned: 2.75 lbs/gallon (330 grams/litre)
Thinned 1.9%: 2.83 lbs/gallon (340 grams/litre)
Thinned 10%: 3.16 lbs/gallon (379 grams/litre)

HAPS

Unthinned: 5.20 lbs/gal solids
Thinned 1.9%: 5.42 lbs/gal solids (No. 2 Thinner); 5.21 lbs/gal solids (No. 3 Thinner)
Thinned 10%: 6.37 lbs/gal solids (No. 2 Thinner); 5.24 lbs/gal solids (No. 3 Thinner)

THEORETICAL COVERAGE

996 mil sq ft/gal (24.4 m²/L at 25 microns). See APPLICATION for coverage rates.

NUMBER OF COMPONENTS

One

PACKAGING

Five gallon (18.9L) pails (yielding three gallons) and one gallon (3.79L) cans.

NET WEIGHT PER GALLON

23.77 ± 0.60 lbs (10.78 ± .27 kg)

STORAGE TEMPERATURE

Minimum 20°F (-7°C) Maximum 110°F (43°C)

TEMPERATURE RESISTANCE

Dry (Continuous) 250°F (121°C) Intermittent 300°F (149°C)

SHELF LIFE

9 months at recommended storage temperature.

FLASH POINT - SETA

78°F (26°C)

HEALTH & SAFETY

Paint products contain chemical ingredients which are considered hazardous. Read container label warning and Material Safety Data Sheet for important health and safety information prior to the use of this product.

TNEME-ZINC | 90G-1K97

APPLICATION

COVERAGE RATES

	Dry Mills (Microns)	Wet Mills (Microns)	Sq Ft/Gal (m ² /Gal)
Suggested	3.0 (75)	5.0 (125)	331 (30.8)
Minimum	2.5 (65)	4.0 (102)	398 (37.0)
Maximum	3.5 (90)	5.5 (140)	284 (26.4)

Allow for overspray and surface irregularities. Wet film thickness is rounded to the nearest 0.5 mil or 5 microns. Application of coating below minimum or above maximum recommended dry film thicknesses may adversely affect coating performance.

MIXING THINNING

Stir thoroughly, making sure no pigment remains on the bottom of the can.

For spray, thin up to 10% or 3/4 pint (380 mL) per gallon with No. 2 Thinner if temperatures are below 80°F (27°C). Thin up to 10% or 3/4 pint (380 mL) per gallon with No. 3 Thinner if temperatures are above 80°F (24°C). For brush or roller, thin up to 10% or 3/4 pint (380 mL) per gallon with No. 3 Thinner. Do not thin more than 1.9% when air pollution regulations limit the atmospheric discharge of volatile organic compounds (VOC) in coatings to a maximum of 340 grams/litre (2.80 lbs/gal).

POT LIFE

24 hours at 77°F (25°C) and 50% R.H.

Caution: This product cures with moisture acting as a curing agent. Moisture and/or high humidity will shorten pot life. **Keep container closed when not in use.**

APPLICATION EQUIPMENT

Note: When intermediate and finish coats are white or light colors, best hiding of this dark color primer can be achieved by spray application, or when roller applied, by using 1/4" nap covers.

Air Spray

Gun	Fluid Tip	Air Cap	Air Hose ID	Mat'l Hose ID	Atomizing Pressure	Pot Pressure
DeVilbiss JGA †	E	765 or 704	5/16" or 3/8" (7.9 or 9.5 mm)	3/8" or 1/2" (9.5 or 12.7 mm)	40-50 psi (2.8-3.4 bar)	10-20 psi (0.7-1.4 bar)

† (with heavy mastic spring) Low temperatures or longer hoses will require additional pressure. Use pressure pot equipped with an agitator and keep pressure pot at same level or higher than the spray gun. Compressed air must be dry.

Airless Spray

Tip Orifice	Atomizing Pressure	Mat'l Hose ID	Manifold Filter
0.017"-0.021" (430-535 microns)	2400-3000 psi (165-207 bar)	1/4" or 3/8" (6.4 or 9.5 mm)	60 mesh (250 microns)

Use appropriate tip/atomizing pressure for equipment, applicator technique and weather conditions. Keep material agitated to prevent settling.

Roller: Use a 1/4" or 3/8" (6.4 mm or 9.5 mm) synthetic nap cover. Stir material frequently or keep under agitation to prevent settling.

Brush: Use high quality natural or synthetic bristle brushes.

SURFACE TEMPERATURE

Minimum 35°F (2°C) Maximum 140°F (60°C) Maximum for Brush & Roller 120°F (49°C)

The surface should be dry and at least 5°F (3°C) above the dew point. **Note:** Series 44-710 Accelerator must be used if the surface temperature is 35°F to 60°F (2°C to 16°C) and 20% to 40% relative humidity.

AMBIENT HUMIDITY

Minimum 20% R.H. Maximum 90% R.H.

CLEANUP

Flush and clean all equipment immediately after use with the recommended thinner or xylene.

WARRANTY & LIMITATION OF SELLER'S LIABILITY: Tnemec Company, Inc. warrants only that its coatings represented herein meet the formulation standards of Tnemec Company, Inc. THE WARRANTY DESCRIBED IN THE ABOVE PARAGRAPH SHALL BE IN LIEU OF ANY OTHER WARRANTY, EXPRESSED OR IMPLIED, INCLUDING BUT NOT LIMITED TO, ANY IMPLIED WARRANTY OF MERCHANTABILITY OR FITNESS FOR A PARTICULAR PURPOSE. THERE ARE NO WARRANTIES THAT EXTEND BEYOND THE DESCRIPTION ON THE FACE HEREOF. The buyer's sole and exclusive remedy against Tnemec Company, Inc. shall be for replacement of the product in the event a defective condition of the product should be found to exist and the exclusive remedy shall not have failed its essential purpose as long as Tnemec is willing to provide comparable replacement product to the buyer. NO OTHER REMEDY (INCLUDING, BUT NOT LIMITED TO, INCIDENTAL OR CONSEQUENTIAL DAMAGES FOR LOST PROFITS, LOST SALES, INJURY TO PERSON OR PROPERTY, ENVIRONMENTAL INJURIES OR ANY OTHER INCIDENTAL OR CONSEQUENTIAL LOSS) SHALL BE AVAILABLE TO THE BUYER. Technical and application information herein is provided for the purpose of establishing a general profile of the coating and proper coating application procedures. Test performance results were obtained in a controlled environment and Tnemec Company makes no claim that these tests or any other tests, accurately represent all environments. As application, environmental and design factors can vary significantly, due care should be exercised in the selection and use of the coating.

Tnemec Company Inc. 6800 Corporate Drive Kansas City, Missouri 64120-1372 1-800-TNEMEC1 Fax: 1-816-483-3969 www.tnemec.com



H.S. EPOXY SERIES 104

PRODUCT PROFILE

GENERIC DESCRIPTION	Cycloaliphatic Amine Epoxy
COMMON USAGE	Versatile coating applies up to 10 mils per coat on steel or concrete. Protects in immersion, salt spray and chemical exposures. Superior abrasion- and stain-resistance.
COLORS	Primer: 1211 Red. Topcoat: Refer to Tnemec Color Guide. Note: Epoxies chalk with extended exposure to sunlight. Lack of ventilation, incomplete mixing, miscatalyzation or the use of heaters that emit carbon dioxide and carbon monoxide during application and initial stages of curing may cause yellowing to occur.
FINISH	Semi-gloss. Gloss can vary with texture, porosity of substrate and thickness of film.
SPECIAL QUALIFICATIONS	Conforms to the performance requirements of AWWA C 210 (not for potable water contact).
PERFORMANCE CRITERIA	Extensive test data available. Contact your Tnemec representative for specific test results.

COATING SYSTEM

PRIMERS	Steel: Self-priming or Series 66, L69, L69F, N69, N69F, V69, V69F, 90E-92, 90-97, 90G-1K97, 161 Concrete: Self-priming or Series 215, 218. CMU: Self-priming or Series 130, 215, 218
TOPCOATS	Series 66, L69, L69F, N69, N69F, V69, V69F, 73, 104, 1074, 1074U, 1075, 1075U Refer to COLORS on applicable topcoat data sheets for additional information. Note: When topcoating with Endura-Shield polyurethane finish, exterior exposed Series 104 has the following maximum time to recoat: Series 73, 1074, 1074U, 1075 or 1075U, 60 days. If this time is exceeded, an epoxy intermediate coat or scarification is required before topcoating. Refer to appropriate topcoat data sheet for additional information.

SURFACE PREPARATION

STEEL	Immersion Service: SSPC-SP10/NACE 2 Near White Blast Cleaning with a minimum angular anchor profile of 2.0 mils Non-Immersion Service: SSPC-SP6/NACE 3 Commercial Blast Cleaning with a minimum angular anchor profile of 2.0 mils
CONCRETE	Allow new concrete to cure for 28 days. Abrasive blast referencing SSPC-SP13/NACE 6, ICRI-CSP3-5 Surface Preparation of Concrete and Tnemec's Surface Preparation and Application Guide.
CMU	Allow mortar to cure for 28 days. Level protrusions and mortar spatter.
PRIMED SURFACES	Immersion Service: Scarify the surface before topcoating if the Series 66, L69, L69F, N69, N69F, V69, V69F, 104 or 161 prime coat has been exterior exposed for 14 days or longer.
ALL SURFACES	Must be clean, dry and free of oil, grease, chalk and other contaminants.

TECHNICAL DATA

VOLUME SOLIDS	82.0 ± 2.0% (mixed) †
RECOMMENDED DFT	4.0 to 10.0 mils (100 to 255 microns) per coat. Note: Number of coats and thickness requirements will vary with substrate, application method and exposure. Contact your Tnemec representative.

CURING TIME	Temperature	To Handle	To Recoat	Immersion
	75°F (24°C)	6 hours at 4.0 mils (100 microns) DFT 10 hours at 10.0 mils (255 microns) DFT	16-18 hours	7 days

Curing time varies with surface temperature, air movement, humidity and film thickness.

VOLATILE ORGANIC COMPOUNDS	EPA Method 24 † Unthinned: 0.80 lbs/gallon (96 grams/litre) Thinned 10% (No. 2 Thinner): 1.92 lbs/gallon (230 grams/litre) Thinned 10% (No. 49 Thinner): 0.80 lbs/gallon (96 grams/litre)
-----------------------------------	---

HAPS	Unthinned: 1.60 lbs/gal solids Thinned 10% (No. 2 Thinner): 2.50 lbs/gal solids Thinned 10% (No. 49 Thinner): 1.60 lbs/gal solids
-------------	--

THEORETICAL COVERAGE 1,315 mil sq ft/gal (32.3 m²/L at 25 microns). See APPLICATION for coverage rates. †

NUMBER OF COMPONENTS Two: Part A (amine) and Part B (epoxy)

PACKAGING 5 gallon (18.9L) pails and 1 gallon (3.79L) cans — Order in multiples of 2.

NET WEIGHT PER GALLON 14.70 ± 0.25 lbs (6.67 ± .11 kg) (mixed) †

STORAGE TEMPERATURE Minimum 20°F (-7°C) Maximum 120°F (49°C)
For optimum application properties, material temperature must be above 60°F (16°C) prior to application.

TEMPERATURE RESISTANCE (Dry) Continuous 250°F (121°C) Intermittent 275°F (135°C)

SHELF LIFE Part A: 24 months; Part B: 12 months at recommended storage temperature.

FLASH POINT - SETA Part A & Part B: 81°F (27°C)

HEALTH & SAFETY Paint products contain chemical ingredients which are considered hazardous. Read container label warning and Material Safety Data Sheet for important health and safety information prior to the use of this product.
Keep out of the reach of children.

H.S. EPOXY | SERIES 104

APPLICATION

COVERAGE RATES

	Dry MILS (Microns)	Wet MILS (Microns)	Sq Ft/Gal (m ² /Gal)
Minimum	4.0 (100)	5.0 (125)	329 (30.5)
Maximum	10.0 (255)	12.0 (305)	131 (12.2)

Allow for overspray and surface irregularities. Film thickness is rounded to the nearest 0.5 mil or 5 microns. Application of coating below minimum or above maximum recommended dry film thicknesses may adversely affect coating performance. †

MIXING

Power mix contents of each container, making sure no pigment remains on the bottom. Pour a measured amount of Part B into a clean container large enough to hold both components. Add an equal volume of Part A to Part B while under agitation. Continue agitation until the two components are thoroughly mixed. Do not use mixed material beyond pot life limits. **Note:** Both components must be above 60°F (16°C) prior to mixing. Mixing ratio is one to one by volume. A large volume of material will set up quickly if not applied or reduced in volume.

Caution: Do not reseat mixed material. An explosion hazard may be created.

THINNING

Use No. 2 Thinner. For air spray, airless spray or roller, thin up to 10% or 3/4 pint (380 mL) per gallon. Thin up to 10% or 3/4 pint (380 mL) per gallon with No. 49 Thinner when required by air pollution regulations.

POT LIFE

2 1/2 hours at 60°F (16°C) 2 hours at 77°F (25°C) 1 hour at 100°F (38°C)

APPLICATION EQUIPMENT

Air Spray

Gun	Fluid Tip	Air Cap	Air Hose ID	Mat'l Hose ID	Atomizing Pressure	Pot Pressure
DeVilbiss JGA	E	765 or 704	5/16" or 3/8" (7.9 or 9.5 mm)	3/8" or 1/2" (9.5 or 12.7 mm)	60-90 psi (4.2-6.2 bar)	10-20 psi (0.7-1.4 bar)

Low temperatures or longer hoses require higher pot pressure.

Airless Spray

Tip Orifice	Atomizing Pressure	Mat'l Hose ID	Manifold Filter
0.015"-0.021" (380-535 microns)	3000-3800 psi (207-262 bar)	1/4" or 3/8" (6.4 or 9.5 mm)	60 mesh (250 microns)

Use appropriate tip/atomizing pressure for equipment, applicator technique and weather conditions.

Note: Application over inorganic zinc-rich primers: Apply a wet mist coat and allow tiny bubbles to form. When bubbles disappear in 1 to 2 minutes, apply a full wet coat at specified mil thickness.

Roller: Roller application optional when environmental restrictions do not allow spraying. Use 3/8" or 1/2" (9.5 mm to 12.7 mm) synthetic woven nap covers. **Note:** Two or more coats may be required to obtain recommended film thicknesses.

Brush: Recommended for small areas only. Use high quality natural or synthetic bristle brushes. **Note:** Two or more coats may be required to obtain recommended film thicknesses.

SURFACE TEMPERATURE

Minimum 60°F (16°C) Maximum 135°F (57°C)

The surface should be dry and at least 5°F (3°C) above the dew point. Coating will not cure below minimum surface temperature.

CLEANUP

Flush and clean all equipment immediately after use with the recommended thinner or xylol.

† Values may vary with color.

WARRANTY & LIMITATION OF SELLER'S LIABILITY. Tnemec Company, Inc. warrants only that its coatings represented herein meet the formulation standards of Tnemec Company, Inc. THE WARRANTY DESCRIBED IN THE ABOVE PARAGRAPH SHALL BE IN LIEU OF ANY OTHER WARRANTY, EXPRESSED OR IMPLIED, INCLUDING BUT NOT LIMITED TO, ANY IMPLIED WARRANTY OF MERCHANTABILITY OR FITNESS FOR A PARTICULAR PURPOSE. THERE ARE NO WARRANTIES THAT EXTEND BEYOND THE DESCRIPTION ON THE FACE HEREOF. The buyer's sole and exclusive remedy against Tnemec Company, Inc. shall be for replacement of the product in the event a defective condition of the product should be found to exist and the exclusive remedy shall not have failed its essential purpose as long as Tnemec is willing to provide comparable replacement product to the buyer. NO OTHER REMEDY (INCLUDING, BUT NOT LIMITED TO, INCIDENTAL OR CONSEQUENTIAL DAMAGES FOR LOST PROFITS, LOST SALES, INJURY TO PERSON OR PROPERTY, ENVIRONMENTAL INJURIES OR ANY OTHER INCIDENTAL OR CONSEQUENTIAL LOSS) SHALL BE AVAILABLE TO THE BUYER. Technical and application information herein is provided for the purpose of establishing a general profile of the coating and proper coating application procedures. Test performance results were obtained in a controlled environment and Tnemec Company makes no claim that these tests or any other tests, accurately represent all environments. As application, environmental and design factors can vary significantly, due care should be exercised in the selection and use of the coating.

Change Order Item Number 004-6:

RFI # 42 400A, 480V Service

REQUEST FOR INTERPRETATION
(Prime Contractor Only)

From	Cesar Garcia	RFI No.	42
	Oscar Renda Contracting	Subject:	400A, 480V Service
		Proj. No.	WWS-2020-007
Submitted to:	FKE	Project:	Romeo Arm Segment 5 Lining
Engineer:	Z. Carr		

Request: Please see attached RFI pdf.

Signed by: _____

Date: 3/17/2022

Response: The Owner accepts the turnover of power service and finds the additional costs acceptable. These costs will be implemented into a formal Change Order at a later date. Provide the Owner with inspection paperwork, if any, of the service line that was performed by applicable jurisdictions.

Signed by: _____

Date: 4/5/2022

ENGINEER:

Copy: Macomb County Public Works Office CONTRACTOR ENGINEER

END OF SECTION 00 63 13

THIS PAGE INTENTIONALLY LEFT BLANK

COST CHANGE REQUEST

DATE: 03/17/22
RFP RFI 042

PROJECT: Romeo Arm Interceptor
 OWNER: Macomb County
 ENGINEER: FK Engineering
 CONTRACTOR: Oscar Renda Contracting, Inc.

Description: RFI 042 - 400A, 480V
 Time Extension Request: 0
 Working Days: 0
 Calendar Days: 0

SUMMARY SHEET

1 MATERIAL				\$	-
Material Cost			\$	-	
Sales Tax	@	6.00%	\$	-	
Material Handling Cost	@	0.00%	\$	-	
Expendable Material	@	0.00%	\$	-	
2 LABOR				\$	-
	Manhours	0 @	#DIV/0!	\$	-
	Area Manager	0 @	\$80.00	\$	-
	Project Superintendent	0 @	\$65.00	\$	-
	Project Manager	0 @	\$65.00	\$	-
	Project Engineer	0 @	\$50.00	\$	-
				\$	-
	Labor Cost (Field)			\$	-
	Labor Cost (Supervision)			\$	-
	Labor Burden (Field)	@	25.0%	\$	-
	Labor Burden (Supervision)	@	55.0%	\$	-
	Tool Replacement Cost	@	4.00%	\$	-
3 EQUIPMENT COSTS					\$0.00
4 SUBCONTRACTOR COST				\$	32,512.00
				\$	32,512.00
5 BOND COST		@	1.2%	\$	390.14
				\$	32,902.14
6 OH / P (On ORC Cost)		@	15%	\$	58.52
6 OH / P (On ORC Cost)		@	5%	\$	1,625.60
CHANGE REQUEST TOTAL				\$	34,586.27

RFP RFI 042
LABOR & MATERIAL WORKSHEET #1

DESCRIPTION	QUANT.	UNIT	LABOR		LABOR		MATERIAL	
			LABOR "HOURS"	TOTAL HOURS	UNIT PRICE	TOTAL PRICE	UNIT PRICE	TOTAL PRICE

TOTAL LABOR HOURS				0.00				
TOTAL LABOR					\$	-		
TOTAL MATERIAL							\$	-

EQUIPMENT WORKSHEET # 2

OPERATING WEIGHT	DESCRIPTION	TIME USED	UNIT	Operating Cost	Standby Cost	Total Cost

TOTAL EQUIPMENT COST

\$0.00

RFP RFI 042
SUBCONTRACTS WORKSHEET # 3

SUBCONTRACTOR	QTY	UNIT	UNIT PRICE	TOTAL
<u>Electrex</u>				
Quote 220047	1	LS	\$ 32,512.00	\$ 32,512.00
SUBCONTRACTOR TOTAL				\$ 32,512.00

November 12, 2020

Mr. Chris Bennett
Oscar Renda Contracting, Inc.
608 Henrietta Creek Road
Roanoke, TX 76262

RE: 400-amp 480-volt Service
12620-15 Mile Road, Sterling Heights, MI

Quote #200320

Mr. Bennett:

Electrex Industrial Solutions is pleased to submit our proposal for the above referenced as follows:

1. Supply and install one (1) 5'x6' concrete pad per DTE specifications for their transformer. A subcontractor will install the concrete foundation and pad; the ground mat and stub-ups will be installed by Electrex. Location and front-facing to be determined by DTE. Labor \$2,520.00, material \$215.00, subcontractor \$3,000.00.
2. Supply and install one (1) free-standing rack, to include the CT cabinet, the meter can, and the 400A main disconnect. Labor \$1,680.00, material \$5,160.00.
3. Supply and install one (1) free-standing rack, to include one (1) 400A, 42 space panel with ten (10) 40A, 3-pole breakers. Labor \$2,520.00, material \$3,290.00.
4. Supply and install ten (10) 50a, 3-pole, 4-wire marine-grade receptacle bodies with SO cord and terminate into the ten 40a breakers within the 400a panel. Labor \$840.00, material \$2,768.00.
5. Supply and install 4" PVC between the transformer secondary stub-up to the CT cabinet, the transformers two primary stub-ups to 10' from the pad (DTE will connect their pipes to these), and from the 400A main disconnect to the 400A panel. Labor \$1,680.00, material \$1,033.00.

6. Supply and install one (1) 400A feed from the transformers secondary side to the CT cabinet, Ct cabinet to the 400a main disconnect, and from the 400a main disconnect to the 400a panel. The feed from the transformer to the main disconnect will have a reduced neutral, and from the main disconnect to the panel **will not** have a neutral installed since it is only being used for the 3-phase pumps only. All feeds are equipped with grounds. Labor \$2,520.00, material \$4,196.00.
7. Provide labor for:
 - a. the DTE installation of the transformer and wiring,
 - b. the underground and final inspections with the inspector.
 - c. commissioning of the service and testing of all equipment. Labor \$840.00, permit \$250.00.

Total Quoted Labor Price.....	\$12,600.00
Total Quoted Material Price	\$16,662.00
Total Quoted Subcontractor Price	\$3,000.00
Total Quoted Permit Price.....	\$250.00
Total Quoted Price.....	\$32,512.00

PLEASE NOTE:

1. The trenching for the 400a feed between the main disconnect and the panel is to be done by Oscar Renda.
2. All port-to-port and supervision costs are incorporated within the labor rates for the electricians.
3. The above quotation is based on performing the work during our normal straight-time labor rate hours, Monday – Friday.
4. A purchase order is required prior to the start of the project.

The above quoted price may be subject to price adjustments due to fluctuating fuel costs, raw material costs, market volatility, etc. Pricing will be reviewed at the time of acceptance.

Electrex Industrial Solutions shall not be held responsible for loss of time or delays caused by disease or illness, including but not limited to epidemic, pandemic, or quarantined, national or state declared emergency, strikes or other difficulties with employees, supplier delays, delay or inability to obtain goods, labor, equipment, material and services through our usual resources and or failure, refusal or delay of any carrier to transport materials, or any other similar event.

The warranty on material sold will be limited to the warranty that is extended to Electrex / Rexcon by its supplier. The warranty does not include labor, transportation, removal, installation, travel expenses, lodging, and/or other expenses which may be incurred in connection with the repair and/or replacement of the material.

We propose to furnish labor and material, complete in accordance with above specifications, and subject to conditions of this agreement. Electrex payment terms include installment invoicing as work is completed at the end of every month, due and payable upon receipt.

All work is done in a good workmanship manner and in accordance with National Electrical Code, JIC, and OSHA.

Thank you for the opportunity to quote you on your requirements. Please do not hesitate to contact me if additional information is required.

Sincerely,

ELECTREX INDUSTRIAL SOLUTIONS

Paul Booth
Project Manager

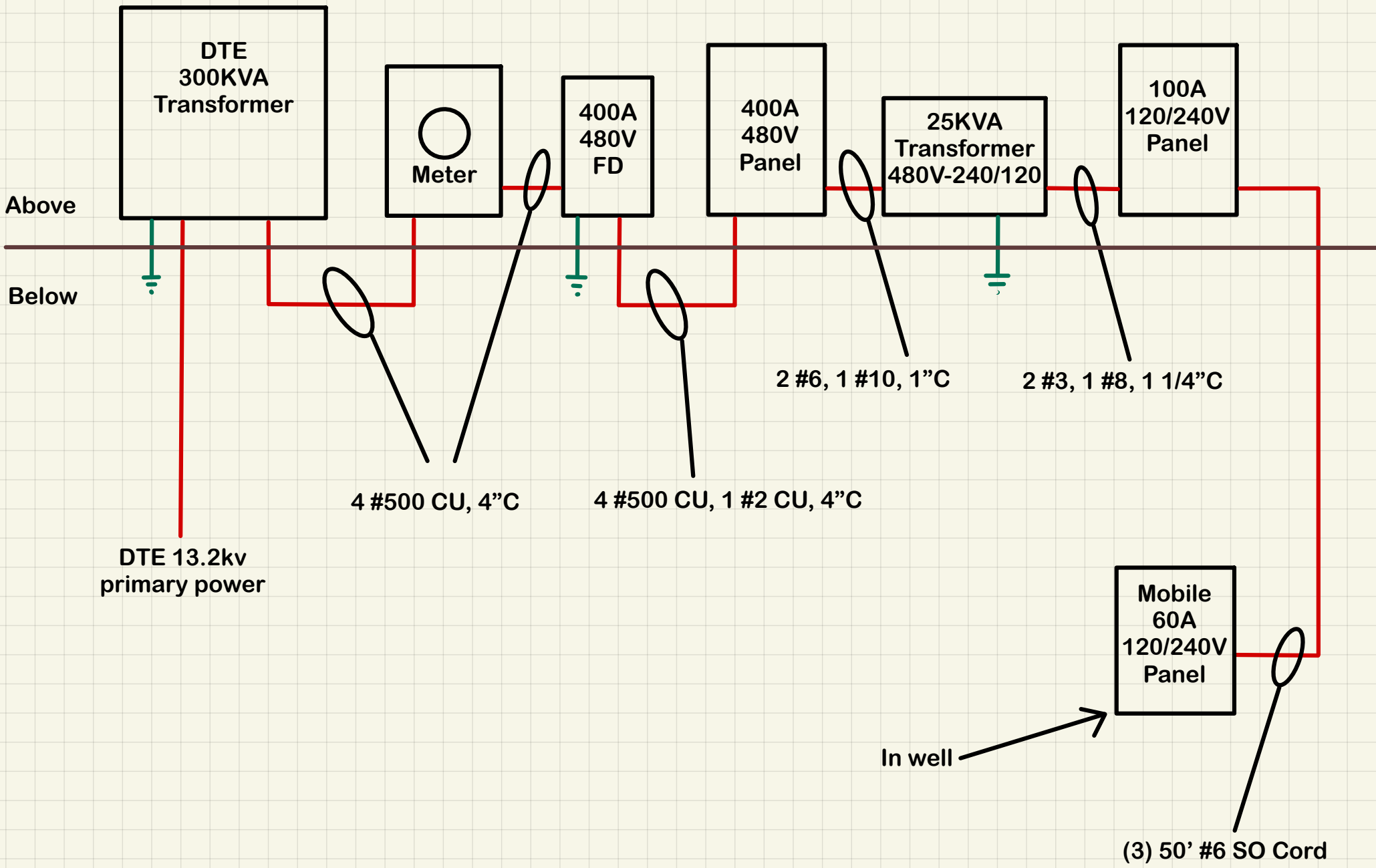
PB/klh

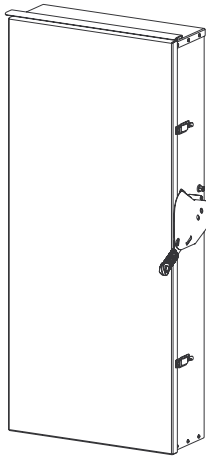
ACCEPTED: The above prices, specifications and conditions are satisfactory and are hereby accepted. You are authorized to do the work as specified. Payment will be made as outlined above.

Date of Acceptance: _____

Accepted by: _____

Purchase Order: _____





Heavy Duty Safety Switch

Type VBII, 400 Amp, Type 3R (Outdoor)

Standards and Ratings

- UL Listed under file #E4776
- Meets UL98 for switches and UL 50 for enclosures
- Meets NEMA Standard KS-1 for enclosed switches
- Meets NEC wire bending space requirements
- Rated 10,000 AIC with Class H fuses or 200,000 AIC with Class R, J and T fuses
- Rated 100,000 AIC at 600Vdc with Class R or J fuses
- I²t rated (Amps² x Seconds = 6,000,000)
- 12X overload current rating exceeds 10X industry standard

- Suitable for use as service entrance equipment

Features

- Quick-make and break switching action
- Visible blade design
- Highly visible ON/OFF indication
- Modular design allows quick and easy replacement of parts
- Front removable lugs which can easily be converted to copper body or compression type lugs
- Defeatable dual cover interlock

General Information

Catalog Number	Volts	Description	Shipping Weight (lbs.)
HF225NR ¹	240	2 Pole, 3 Wire, Fusible	157
HF325NR	240	3 Pole, 4 Wire, Fusible	162
HF265R	600	2 Pole, 2 Wire, Fusible	152
HF365R	600	3 Pole, 3 Wire, Fusible	157
HF365NR	600	3 Pole, 4 Wire, Fusible	162

Horsepower Ratings^{2 3} - 240 Volts

Catalog Number	1 Phase, 240V AC		3 Phase, 240V AC		250V DC
	Std	Max	Std	Max	
HF225NR	15	15	50	125	50
HF325NR	15	15	50	125	50

Horsepower Ratings^{2 3} - 600 Volts

Catalog Number	3 Phase, 480V AC		3 Phase, 600V AC		600V DC
	Std	Max	Std	Max	
HF265R	—	—	—	—	50
HF365R ⁴	100	250	125	350	—
HF365NR ⁴	100	250	125	350	—

Mechanical Lug Wire Ranges

Description	Wire Range
Line, Load	1/0 AWG - 750 Kcmil or (2) 1/0 AWG - 250 Kcmil
Standard and 200% Neutral Ground	(2) #6 AWG - 250 Kcmil
Standard and 200% Neutral	(2) 1/0 AWG - 750 Kcmil

¹ These switches are UL Listed for application on grounded B phase systems.

² Dual horsepower ratings: Std - applies when non-time delay fuses are installed. Max - applies when time-delay fuses are installed.

³ Horsepower ratings listed also apply to Design E motors with no derating.

⁴ Rated 50 HP on 250V DC systems.

Product Specification Sheet HD400.5

Answers for industry.

SIEMENS

Product Specification Sheet #HD400.5 (page 2 of 3)

Accessories

Catalog Number	Description
HA165678	One Normally Open and Closed Auxiliary Switches
HA265678	Two Normally Open and Closed Auxiliary Switches
HA365678	Low Voltage Auxiliary Switch
HG656	Equipment Ground Lug Kit
HG2656	Isolated Equipment Ground Lug Kit
HN656	Standard and 200% Neutral Kit
HR656	Class R Fuse Clip Kit (3 fuse clips per kit)
HLC65678	Copper Lug Kit (1 lug per kit)
HCL65	Compression Lug Mounting Kit (1 kit/pole required allows (1) lug/Ø)
ECHV250	2.50" Type "HV" Outdoor Hub
ECHV300	3.00" Type "HV" Outdoor Hub
ECHV350	3.50" Type "HV" Outdoor Hub
ECHV400	4.00" Type "HV" Outdoor Hub

Replacement Parts

Catalog Number	Description
HFB65 1 2	Fusible Line Side Replacement Base
HBB656 1 2	Fusible Load Side Replacement Base
HH65678	Replacement Handle/Handle Guard
HL65678 2	Replacement Lug (1 lug per kit)
HM65	Replacement Mechanism
3	Replacement Door

Compression Lugs 4

Wire Size	Burndy		Thomas-Betts		Ilsco	
	CU Only	CU/AL	CU Only	CU/AL	CU Only	CU/AL
2/0	YA26-N	YA26-A1	54160 54951BE			IACL-2/0 ACN-2/0
3/0	YA27-L Box YA27	YA27A3	54165-TB 54965BE		CRB-3/0 CRB-3/0L	IACL-3/0 ACN-3/0
4/0	YA28-L Box YA28	YA28A3	54170 54970BE	60150	CRB-4/0 CRB-4/0L	IACL-4/0 ACN-4/0
250 Kcmil	YA29-L Box YA29	YA29A1	54113 54913BE	61156 60156	CRA-250 CRA-250L	IACL-250 ACL-250
300 Kcmil	YA30-L YA30	YA30A1	54114 54914BE	61162 60162	CRA-300 CRA-300L	IACL-300 ACL-300
350 Kcmil	YA31-L YA31	YA31A1	54915BE	61165 60165	CRA-350 CRA-350L	IACL-350 ACL-350
400 Kcmil	YA32-N		54116 54916BE			
500 Kcmil	YA34-L6 YA34-N			61171		IACL-500

1 Each Line and Load Replacement Base contains one pole.

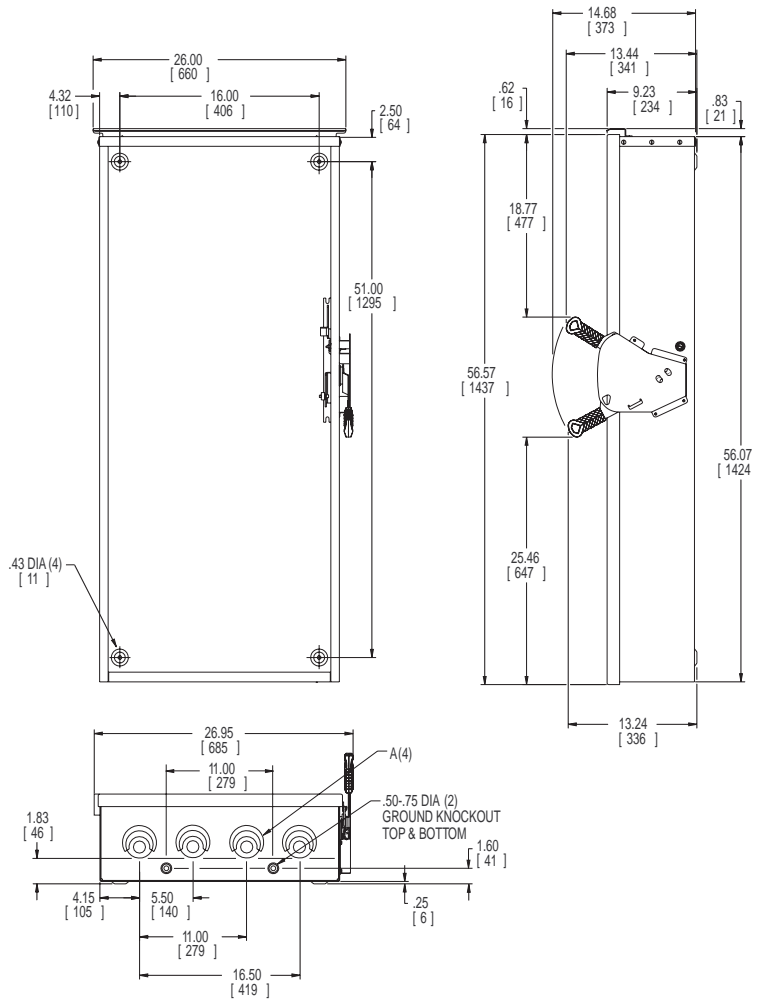
2 Lugs are not provided on Line and Load Replacement Base Assemblies. Order Lug Kit.

3 Place "DOOR" at the end of the switch catalog number.

4 If compression lugs are used, order compression lug kit HCL65.

Product Specification Sheet #HD400.5 (page 3 of 3)

Dimension Drawing



No knockouts in enclosure.
 Dimensions shown in inches and millimeters ().
 Dimension shown accurate to $\pm \frac{1}{8}$ inch.

KNOCKOUT CODE	CONDUIT SIZE			
A (Tangential)	2.00	2.50	3.00	3.50

	LINE SIDE WIRE BEND	LOAD SIDE WIRE BEND
240V fused	17.35 (441)	19.72 (501)
600V fused	17.35 (441)	16.94 (430)

Enclosure: Galvanized Steel
 .075 Thick (14 Gauge)
 Finish: ANSI Grey #61 Paint



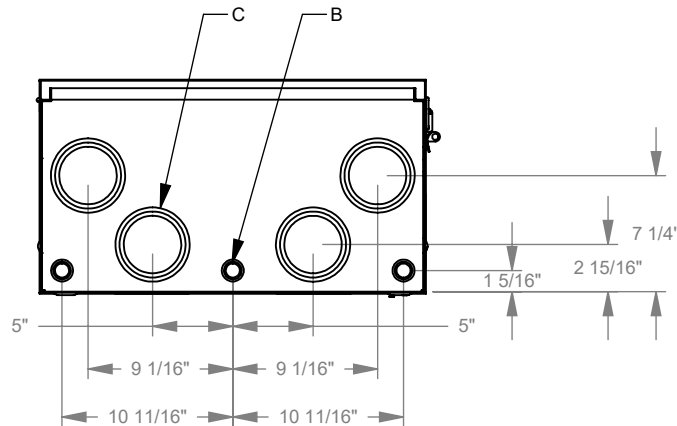

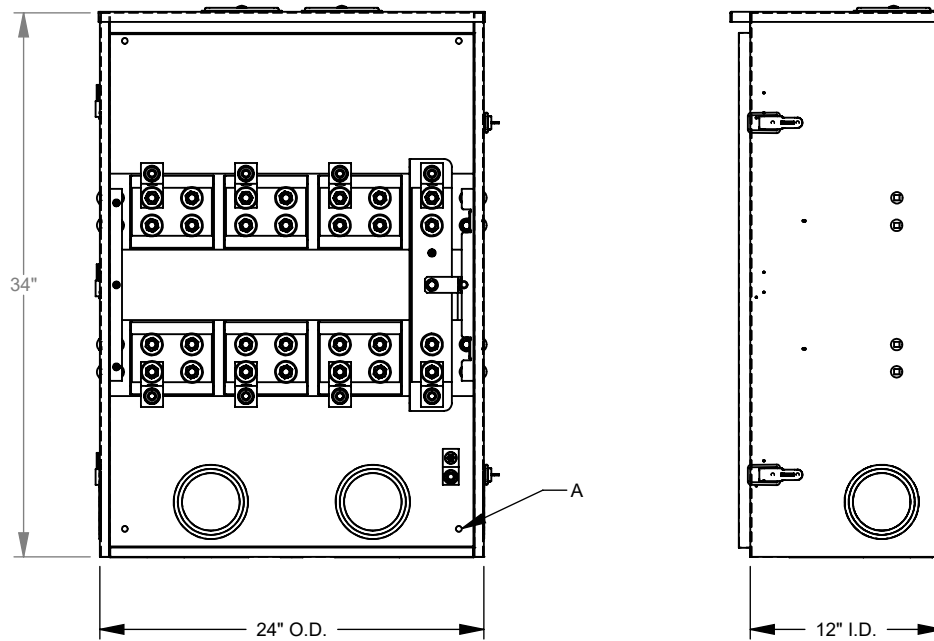
U5944-XT-181



Catalog Number	U5944-XT-181	Mounting	Surface Mount
Marketing Product Description	13 Terminal Ringless 2 Large Closing Plates Test Switch Prewired 24in-34in-12in Painted Steel Single Front Lift Off Cover Hasp	Enclosure	G90 Galvanized Steel with Powder Coat Finish
UPC	784572612686	Jaw Quantity	13 Terminal
Length (IN)	12	Bypass Type	No Bypass
Width (IN)	24	Number of Meter Positions	1 Position
Height (IN)	34	Equipment Ground	Ground Lug
Brand Name	Milbank	Hub Opening	Twin Large Closing Plates
Type	Ringless Meter Socket	Number Of Receptacles	0
Application	Meter Socket		
Standard	UL Listed;Type 3R		
Voltage Rating	600 Volts Alternating Current		
Amperage Rating	400 Continuous Ampere		
Phase	3 Phase		
Frequency Rating	60 Hertz		
Size	12L x 24W x 34H		
Number Of Cutouts	0		
Cutout Size	No Main Breaker		
Cable Entry	Overhead or Underground		
Terminal	Double Mechanical		
Insulation	Glass Polyester		

Please consult serving utility for their requirements prior to ordering or installing, as specifications and approvals vary by utility and may require local electrical inspector approval. All installations must be installed by a licensed electrician and must comply with all national and local codes, laws and regulations. Milbank reserves the right to make changes in specifications and features shown without notice or obligation.

FEATURE TABLE		
ITEM	QTY	DESCRIPTION
A	4	TRANS. MNTG.EMBOSS
B	3	1/2, 3/4, 1 CONC. K.O.
C	8	3, 3 1/2, 4 CONC. K.O.



Version:

1

All dimensions are +/- 1/16".
Drawing views are not to scale.

Please consult serving utility for their requirements prior to ordering or installing, as specifications and approvals vary by utility, and may require local electrical inspector approval. All installations must be installed by a licensed electrician and must comply with all national and local codes, laws and regulations. Milbank reserves the right to make changes in specifications and features shown without notice or obligation.

Electrex 3R Panel

Operations & Maintenance Manual
Date: 3/17/2022

usa.siemens.com/powerdistribution

Job Name: Electrex 3R Panel	Contractor: Electrex
Quote Name: Electrex 3R Panel	End User: Electrex
Quote Number: martsx40c_10052003_00_00_M00	Consultant: NOT KNOWN
Distributor: RAYMOND DESTIEGER INC	

Approval Drawings:

Upon the return of 1 Copy of "Approved" or "No Exceptions Noted" drawings with release, it will be considered fact that the material as shown meets the requirements of the plans and specifications. For drawings returned indicating "Approved as Noted" or "Exceptions as Noted", the cost of any additional equipment not included in the original quotation will be reflected in the total invoice price. Any changes other than those shown on these returned drawings will not be considered the responsibility of Siemens. It must be noted that these drawings and descriptive literature incorporate Siemens' interpretation of the plans and specifications and are subject to corrections of errors. The above material is on "Hold for Release" status and will not be released until the receipt of signed submittals having one of the above notations with formal release. These drawings along with release should be returned as soon as possible so as not to cause any delays in shipping and/or escalation that might be incurred due to these delays.

SUBMITTAL CHECK LIST:

Siemens requires the information below to be reviewed and signed prior to equipment release.

- | Yes | No | N/A | |
|--------------------------|--------------------------|--------------------------|---|
| <input type="checkbox"/> | <input type="checkbox"/> | <input type="checkbox"/> | Lug sizes has been verified for all equipment. |
| <input type="checkbox"/> | <input type="checkbox"/> | <input type="checkbox"/> | Orientation/circuiting of breakers has been verified for all equipment. |
| <input type="checkbox"/> | <input type="checkbox"/> | <input type="checkbox"/> | Nameplate information has been verified for all equipment. |
| <input type="checkbox"/> | <input type="checkbox"/> | <input type="checkbox"/> | Top or Bottom entry has been verified for all equipment. |
| <input type="checkbox"/> | <input type="checkbox"/> | <input type="checkbox"/> | Surface or flush mount has been verified for the Panelboards. |
| <input type="checkbox"/> | <input type="checkbox"/> | <input type="checkbox"/> | Shipping splits has been verified for Switchboards/Switchgear. |
| <input type="checkbox"/> | <input type="checkbox"/> | <input type="checkbox"/> | Incoming left or right has been verified for Switchboards/Switchgear. |
| <input type="checkbox"/> | <input type="checkbox"/> | <input type="checkbox"/> | Dimensions have been verified for Switchboards/Switchgear. |
| <input type="checkbox"/> | <input type="checkbox"/> | <input type="checkbox"/> | Dimensions have been verified for Multi-Family Metering. |
| <input type="checkbox"/> | <input type="checkbox"/> | <input type="checkbox"/> | Arc flash mitigation requirements have been addressed. |
| <input type="checkbox"/> | <input type="checkbox"/> | <input type="checkbox"/> | Applicable drawings have been approved by the utility having jurisdiction.
(If product is released before final AHJ approval, contractor is responsible for any modifications required.) |

We ask our customers to review this checklist for your benefit to ensure you receive the correct material and mitigate field installation issues or delays.

- Approved
- Approved As Noted - Make necessary changes. No re-submittal required.
- Revise / Resubmit - Make necessary changes. Re-submittal required.
- Not Approved

Comments:

Signature _____ Date _____

To: RAYMOND DESTEIGER INC
12500 HALL RD
STERLING HEIGHTS, 48313
USA

From:

USA

Job Name: Electrex 3R Panel
Quote Name: Electrex 3R Panel
Quote Number: martsx40c_10052003_00_00_M00
Distributor: RAYMOND DESTEIGER INC
Contractor: Electrex
Consultant: NOT KNOWN

Line No.	Quantity	Description
20000	1	A--PANELBOARD P1
	1	- SECTION P1E42VE400ATST, System Voltage: 480Y/277 3Ø 4W Wye AC, IR @ 14,000 AIC, Top Feed, Surface Mount, Bus Rating: 400A, Bus Material: Aluminum, Plating: Tin, NEMA 3R OUTDOOR.
	1	- INTERIOR W/ 400A /3P-3VA53-MJAS MAIN BREAKER
	1	- (2)2/0-600Kcmil Cu/Al
	1	- 3VA Mechanical (2)2/0-600Kcmil AL / CU Lug
	1	- Subfeed/Feedthru Provision
	1	- Lug Catalog #: 3VA94730JJ23
	1	- No Front
	1	- Certification - UL
	1	- Std Al/Cu Gnd Connector
	1	- Catalog #: 3VA53405EC310AA0
	12	- BL/BQD PROVISION
	10	- 40A /3P-BQD
	1	- Catalog #: BQD340 Enclosure, Catalog Number NR68
	1	- NR TYPE 3R ENCL ASSY-68HX5.75D, 20 WIDE

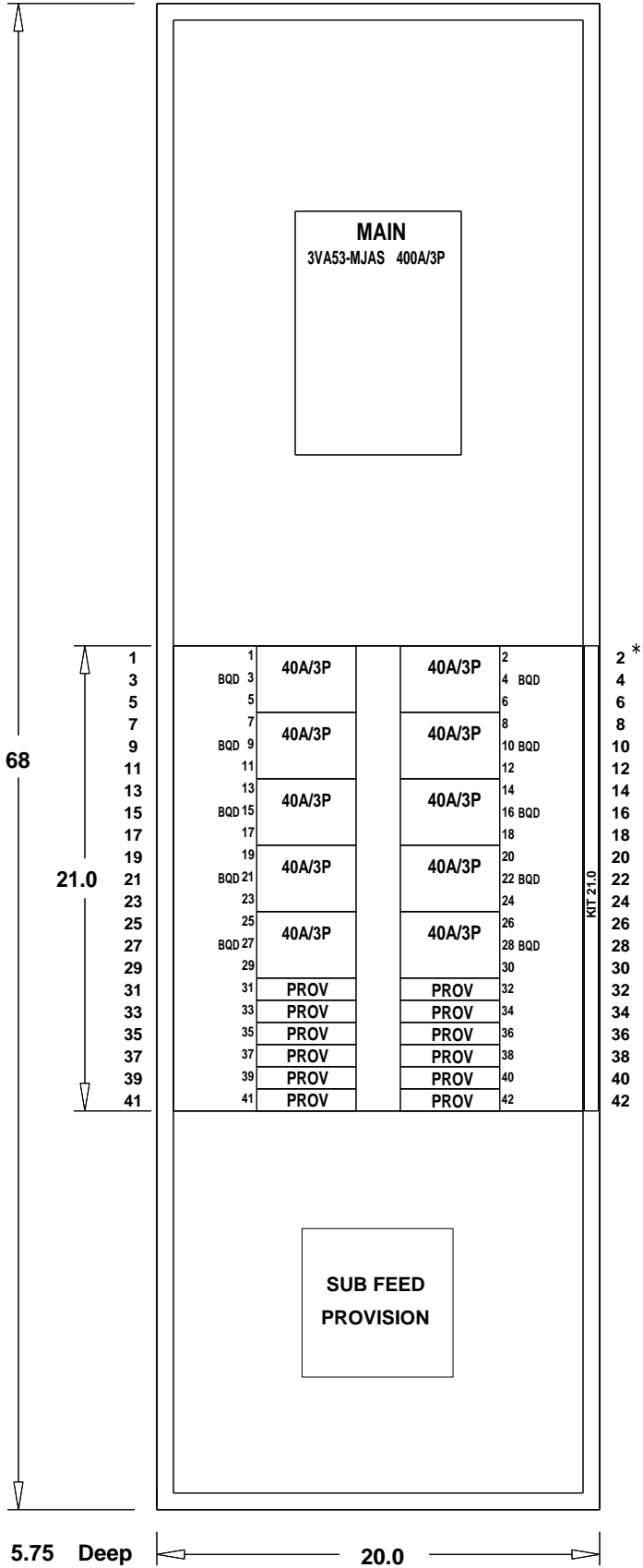
SIEMENS

Project Name: Electrex 3R Panel
Quote #: martsx40c_10052003_00_00_M00

Product Family: Panelboards

CONTENTS: TYZ:PANELBOARD TYZ:PANELBOARD

SECTION :1 OF 1
 PANEL TYPE :P1
 CATALOG NUMBER :P1E42VE400ATST
 ENCLOSURE :3R Outdoor
 SYSTEM VOLTAGE :480Y/277 3Ø 4W Wye AC
 IR RATING :14 K AIC
 MAIN BUS :400 A
 BUS MATERIAL :Tin Plated Aluminum
 FEED :Top
 MOUNTING :Surface
 SE LABEL :No
 SERIES RATED :No
 CONDUIT AREA :N/A
 *INDICATES POSITIONING NUMBERS TO HELP WITH THE MANUAL PLACEMENT OF BREAKERS ON THE MECHANICAL VIEW



PANELBOARD COMPONENTS

Main :
 1 - 400A /3P-3VA53-MJAS MAIN BREAKER
 1-(2)2/0-600Kcmil Cu/Al
 1-3VA Mechanical (2)2/0-600Kcmil AL Lug
 1-Lug Catalog #: 3VA94730JJ23

Branches :
 12 - BL/BQD PROVISION
 10 - 40A /3P-BQD

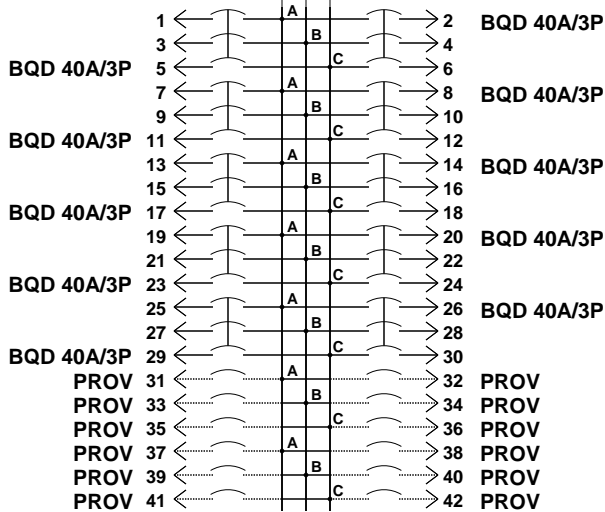
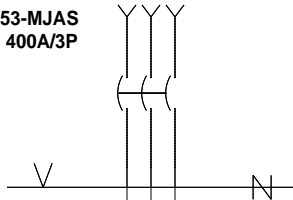
Options :
 1-Subfeed/Feedthru Provision
 1-No Front
 1-Certification - UL
 1-Std Al/Cu Gnd Connector

				JOB Electrex 3R Panel			
				P.O. 3015175		CUST. RAYMOND DESTEIGER INC	
				CONTR NOT KNOWN			
				TIE -		BY martsx40c	
				S.O. 3008736108		ENG. LOC. E250	
				DATE 11-19-2020		DESIGNATION A	
				DWG. NO. 3008736108-20000-1			
				Siemans Industry, Inc.			
				Norcross, Georgia			
1	0	gengbl111920	11-19-2020	265			
NO.	REVISIONS	DRAWN BY	DATE	SHEET 1 OF 5			
				1			

PANELBOARD NOTES

SECTION :1 OF 1
 PANEL TYPE :P1
 CATALOG NUMBER :P1E42VE400ATST
 ENCLOSURE :3R Outdoor
 SYSTEM VOLTAGE :480Y/277 3Ø 4W Wye AC
 IR RATING :14 K AIC
 MAIN BUS :400 A
 BUS MATERIAL :Tin Plated Aluminum
 FEED :Top
 MOUNTING :Surface
 SE LABEL :No
 SERIES RATED :No
 CONDUIT AREA :N/A
 *INDICATES POSITIONING NUMBERS TO HELP WITH THE MANUAL PLACEMENT OF BREAKERS ON THE MECHANICAL VIEW

(2)2/0-600KCMIL CU/AL
 3VA53-MJAS
 400A/3P



ABBREVIATIONS

JOB Electrex 3R Panel			
P.O. 3015175		CUST. RAYMOND DESTIEGER INC	
CONTR		CONSULT NOT KNOWN	
TITLE -	BY martsx40c	ENG. LOC. E250	DESIGNATION A
S.O. 3008736108	DATE 11-19-2020	DWG. NO. 3008736108-20000-2	
Siemens Industry, Inc.		APP. MFG. LOC. E250	REV. 1
Norcross, Georgia		APP. DWG. FILE	SHEET 2 OF 5

CIRCUIT SCHEDULE

CIRCUIT NUMBER	UNIQUE ID NO.	TRIP AMPS (A)	POLES	DEVICE TYPE	INTERRUPT RATING (AIC)	METER ACC	CT RATING	LOAD LUG SIZE PER PHASE	CIRCUIT IDENTIFICATION
1/3/5	46	40	3	BQD	14,000	N/A	N/A	(1)#14-#6 CU / #12-#6 AL	-
7/9/11	48	40	3	BQD	14,000	N/A	N/A	(1)#14-#6 CU / #12-#6 AL	-
13/15/17	50	40	3	BQD	14,000	N/A	N/A	(1)#14-#6 CU / #12-#6 AL	-
19/21/23	52	40	3	BQD	14,000	N/A	N/A	(1)#14-#6 CU / #12-#6 AL	-
25/27/29	54	40	3	BQD	14,000	N/A	N/A	(1)#14-#6 CU / #12-#6 AL	-
31	56	-	1	B-PROV	-	-	-	-	-
33	58	-	1	B-PROV	-	-	-	-	-
35	60	-	1	B-PROV	-	-	-	-	-
37	62	-	1	B-PROV	-	-	-	-	-
39	64	-	1	B-PROV	-	-	-	-	-
41	66	-	1	B-PROV	-	-	-	-	-
2/4/6	47	40	3	BQD	14,000	N/A	N/A	(1)#14-#6 CU / #12-#6 AL	-
8/10/12	49	40	3	BQD	14,000	N/A	N/A	(1)#14-#6 CU / #12-#6 AL	-
14/16/18	51	40	3	BQD	14,000	N/A	N/A	(1)#14-#6 CU / #12-#6 AL	-
20/22/24	53	40	3	BQD	14,000	N/A	N/A	(1)#14-#6 CU / #12-#6 AL	-
26/28/30	55	40	3	BQD	14,000	N/A	N/A	(1)#14-#6 CU / #12-#6 AL	-
32	57	-	1	B-PROV	-	-	-	-	-
34	59	-	1	B-PROV	-	-	-	-	-
36	61	-	1	B-PROV	-	-	-	-	-
38	63	-	1	B-PROV	-	-	-	-	-
40	65	-	1	B-PROV	-	-	-	-	-
42	67	-	1	B-PROV	-	-	-	-	-

JOB Electrex 3R Panel			
P.O. 3015175	CUST. RAYMOND DESTIEGER INC		
CONTR.	CONSULT NOT KNOWN		
TITLE -	BY martsx40	ENG. LOC. E250	DESIGNATION A
S.O. 3008736108	DATE 11-19-2020		
DWG. NO. 3008736108-20000-3			
Siemens Industry, Inc.			
APP.	MFG. LOC. E250	REV.	
APP.	DWG. FILE	SHEET 3 OF 5	
Norcross, Georgia			

JOB Electrex 3R Panel			
P.O. 3015175		CUST. RAYMOND DESTEIGER INC	
CONTR		CONSULT NOT KNOWN	
TITLE -	BY martsx40c	ENG. LOC. E250	DESIGNATION A
S.O. 3008736108	DATE 11-19-2020		
DWG. NO. 3008736108-20000-4			
Siemens Industry, Inc.		APP.	REV.
Norcross, Georgia		MFG. LOC. E250	1
		APP.	DWG. FILE
		SHEET 4 OF 5	

268

APPLICATION ENGINEERING REPORT

UNIQUE ID NUMBER	DESCRIPTION	APPLICATION DESCRIPTION

JOB			
Electrex 3R Panel			
P.O. 3015175		CUST. RAYMOND DESTEIGER INC	
CONTR		CONSULT NOT KNOWN	
TITLE -	BY martsx40c	ENG. LOC. E250	DESIGNATION A
S.O. 3008736108	DATE 11-19-2020	DWG. NO. 3008736108-20000-5	
269 Siemens Industry, Inc.		APP. MFG. LOC. E250	REV.
Norcross, Georgia		APP. DWG. FILE	SHEET 5 OF 5 1

P1 Panelboards

usa.siemens.com/panelboards



Product Description

The current generation of panelboards from Siemens offers the high level of engineering and innovation you've come to expect from the leader in power distribution technology. The "P Series" line of panelboards offers a stepped approach to power distribution. (P1-P2-P3-P4-P5)

The line is anchored by the innovative P1, featuring the industry's most flexible designs. The P1 series virtually eliminates common errors, such as feed direction, and main lug versus main breaker. Increasing distribution is simplified by the ability to add feed-thru lugs or Subfeed Breakers in the field.

P1 construction includes the following:

- **250A max. bus** in CU or AL tin plated w/18-66 1-pole circuits
- **400A max. bus** in CU or AL tin plated w/30-66 1-pole circuits
- * Interiors with BL/BQD branch unit space are available in both Feed-thru and Non-Feed-thru variations. (FT panel # ends with "T", NFT panel # ends with "N")
- **Interiors with xGB/3VA41 branch unit space are only available in Feed-thru variations and 3-phase only.
- *** Non-Feed-thru interiors do not include the Sub-Feed Space, but allows for 6" of additional unit space in the same size enclosure.

Standards & Certifications:

- NEC: 2020 (where accepted), NEMA PB 1 and ANSI/NEMA PB1.1
- UL Listed: 67, 50 and 50E. (see "Panelboards" File #E2269, and #E4016) Also meets Federal Specification W-P-115c.
- NFPA 70 compliant (Enclosures are not fire rated).
- Seismically qualified and OSHPD rated (OSP #0078)- see also LVTM-LVSEI-xxxx Seismic Flier

Features Overview

The P1 Series lighting panel features include:

- 1) Fas-Latch trim (Type 1), is standard but, P1 can be ordered with other popular front styles.
- 2) Adjustable Interiors with jacking screw system.
- 3) The split neutral with connections on both sides of the panel.
- 4) Interior is invertible in the field and convertible from Main Breaker to Main Lug (also ML to MB) with field installable kits.
- 5) Feed-Thru panels can add Feed-thru Lugs, subfeed breakers or bus mounted Surge Protection with no box size change.

P1 construction features:

- Either 250A or 400A max. main bus, only Temp Rated Tin plated aluminum bus or tin plated copper bus are available.
- Up to 600 volts AC with standard Bus bracing up to 200KAIC

Main space:

- 250A max. bus allows for any MLO or MB kit up to 250A max. to be installed or changed in the field as needed.
- 400A max. bus allow for any 400A MLO or MB kit to be installed or changed in the field as needed.

Unit space:

- BL/BQD Unit Space Panels only accept BL, BT or BQD frame breakers up to 100A max. (includes AFCI/GFCI series and BSPD surge)
- xGB/3VA41 Unit Space Panels only accept xGB or 3VA41 frame breakers up to 125A max. (Limited to 100A in the 250A 18 Circuit Panel only) (BSPD bolt on SPD also available)

Subfeed space: (available only with Feed-thru interiors)

- a) Feed-Thru Lugs either 250A max or 400A max are available
- b) Subfeed Breakers can be added using any of the 250A max. Main Strap kits for both 250A or 400A Panels.
- c) Surge Protection Devices: Bus Mounted SPD can be added as Factory Assembled or in the field. (TPS3 02/L2 or TPS4 01/L1 series)

Additional information:

For complete application and pricing information contact your local sales office.

For further information on the product, visit our website at www.usa.siemens.com/panelboards.

For detailed configuration information consult the SpeedFax section 11 on the website.

P1 Panelboard additional information

Enclosures available:

- Std. Enclosure sizes: 20" wide x 5.75" Deep
- Std. heights: 26", 32", 38", 44", 50", 56", 62", 68" and 74". Also available B74FLR universal fit Type 1 Enclosure fits all P1/P2 interiors 26" thru 74".
- Std. Types Available: Type 1, Type 3R, Type 3R/12, or Type 4X

Type 1 Fronts — Surface or Flush available:

Order to match box height: Typical 20" wide w/ #14 Gauge Steel

- FasLatch Front (Surface or Flush) is Standard, options available: Screw-to-Box, Hinge-to-Box and Door-in-Door fronts with either standard hinge or Piano Hinge options (including 304 Stainless).

Weight = Approximate 3 lbs. per inch of box height

- Total panelboard weight when filled with a normal quantity of breakers and accessories is an estimate only.

Series Connected Short Circuit Ratings

The term "Series Connected Short Circuit Rating" refers to the application of series connected circuit breakers in a combination that allows some breakers to have lower individual interrupting ratings than the available fault current.

This is permitted as long as the series combination has been tested and certified by UL. See Circuit Breaker Section of the SpeedFax.

- Series rating booklet # PBTA-00101B-1020 (web searchable)

Catalog Numbering System: Factory Assembled →				P	1	C	4	2	M	L	2	5	0	A	T	S	N	
Type of Panel:				P	1													
Voltage and System Code:				A, C/X, D, E/8														
"X" and "8" are for P1 UPB only interiors				F, J, I, T														
(UPB max . circuits = 54) Circuits:				18, 30, 42, 54, 66														
(See Speedfax for MB Codes) Main:				ML = Main Lug,														
MC (Main Convertible for UPB only)				"xx" = Main Breaker														
(UPB : only 250A or 400A max.) Amperage:				100-400A														
(only Tin Plated CU or AL Bus) Bus Code:				(material/plating) A or C only														
Feed Location:				T = Top B = Bottom														
Mounting:				S = Surface F = Flush														
Subfeed Space Indicator (RP1 only)				Factory assembled: T or N = No Subfeed Space														
UPB Catalog number - only 12 characters →				P	1	X	4	2	M	C	2	5	0	A	T			N/A
Subfeed Space Indicator (for RP1 only)				UPB: always = T = Subfeed Space Included												T		

Voltage codes	
A	120/240 1Ø 3 W AC
C or X	208Y/120 3Ø 4 W Wye AC - X is for P1 UPB only
D	240 3Ø 3 W Delta AC
8	480Y/277 3Ø 4 W Wye - P1 w/GB/3VA41 Branch Only
E	480Y/277 3Ø 4W Wye AC
F	480 3Ø 3 W Delta AC
J	240 1Ø 2W No Neutral AC
I	347 3Ø 3W Delta AC
T	230 3Ø 3W Delta AC
Note:	UPB Interiors available only in codes: A, E, X and 8

Branch Circuit Breakers (also see Bolt on SPD series BSPD in this flier # RPFL-BSPD1-0120)

Revised P1 Branch Circuit Breakers ^①				1-Pole					2-Pole and 3-Pole								
				Max IR (kA) at				Amp Ratings Available	Max IR (kA) at								
Amp Rating	Trip Type	Breaker Family	Breaker Type	120V	277V	347V	125V DC ^③		120/240V	240V	480Y/277V	480V	600Y/347V	600V	125/250V DC ^③	250V DC ^③	Amp Ratings Available
100	Thermal Magnetic	BL	BL, BT ^②	10	—	—	—	15-70 ^②	10	10	—	—	—	—	—	—	15-100 ^④
			BLH, BTH ^②	22	—	—	—	15-70 ^②	22	22	—	—	—	—	—	—	15-100 ^④
			HBL	65	—	—	—	15-50	65	65	—	—	—	—	—	—	15-100
	Special ^② Application	BLG BL	BLG ^②	10	—	—	—	15-20	10	-	—	—	—	—	—	—	30
			BL(HID) ^②	10	—	—	—	15-30	10	-	—	—	—	—	—	—	15-30
	Thermal Magnetic	BQD BQD (CSA)	BQD ^⑤	65	14	—	13	15-100	—	65	14	—	—	—	13	—	15-100
BQD6 ^⑥			65	—	—	13	15-70	—	65	—	10	—	13	—	15-70		
XX	Electronic and misc.	BL	AFCI/GFCI & Dual Function	X	—	—	—	see special table page SF 11-17	x	—	—	—	—	—	—	—	see special table page SF 11-17
125	Thermal Magnetic	GB ^⑦	NGB	100	25	14	13	15-125	—	100	25	—	14	—	13	—	15-125
			HGB	100	35	14	13	15-125	—	100	35	—	14	—	13	—	15-125
			LGB	100	65	14	13	15-125	—	100	65	—	14	—	13	—	15-125
		3VA41 ^⑧	SEAB	65	25	14	13	15-125	65	65	25	25	14	—	53	53	15-125
			MEAB	85	35	18	23	15-125	85	85	35	35	18	—	83	83	15-125
			HEAB	150	65	25	33	15-125	150	150	65	65	25	—	103	103	15-125

① Unit space is 1 inch per pole, except for Special Application with accessory included.
 - No branch kits available, unit space for all branch positions is twin mount.
 - Branch space is either for BL/BQD only (or) for xGB/3VA41 only.
 ② BLG: Two-pole breaker is one phase and neutral. Three pole is two phases and neutral
 - See SpeedFax Page 7-31 for additional info. Some are Built to order. Allow 2-3 weeks delivery.
 ③ DC Voltage Systems are not approved for use in P1 panels. Refer to P2/P3 panels if DC Voltage Systems are needed.

④ 110A-125A BL/BLH (2-pole only) available as Main or Subfeed only in Revised P1 panels.
 ⑤ Approved for CSA and UL Listed.
 ⑥ Approved for CSA but not UL Listed.
 ⑦ BT and BTH are only available in 15A and 20A with two 1-pole circuits in one inch of unit space.
 ⑧ The Revised P1 (18 circuit 250A only) is limited to 100A per connection (200A per pair) when installing xGB Branch Breakers across from one another. 3VA41 does not have this restriction. All other configurations allow 125A per connection max. (250A per pair max.)

Primary Main Breaker Selections available for P1 Panels

Note: all 250A frame and smaller are suitable for Subfeed single mount

P1 Main Circuit Breakers & Subfeed				2-Pole and 3-Pole					Amp Ratings Available	Main Strap Kits [®] (Subfeed up to 250A max.)
				Max IR (kA) at ^①						
Amp Rating	Breaker Family	Main Breaker Code	Breaker Type	240V	480Y /277V	480V ^②	600Y /347V	600V ^③		
100	BL	BL	BL	10	—	—	—	—	15-100	MBKVA41A for 1-phase MBKVA41B for 3-phase
		BH	BLH	22	—	—	—	—	15-100	
		HB	HBL	65	—	—	—	—	15-100	
	BQD	BQ	BQD ^②	65	14	—	10	—	15-100	
125	Sentron GB	NB	NGB	100	25	—	14	—	15-125	
		G2	HGB	100	35	—	14	—	15-125	
		G3	LGB	100	65	—	14	—	15-125	
	3VA41	V1	SEAB	65	—	25	14	—	15-125	
		V2	MEAB	85	—	35	18	—	15-125	
		V3	HEAB	100	—	65	25	—	15-125	
225	Sentron QR	QR	QR2	10	—	—	—	—	100-225	MBKQR1A for 1-ph
		Q4	QRH2	25	—	—	—	—	100-225	
		Q5	HQR2	65	—	—	—	—	100-225	MBKQR3A for 3-ph
		Q6	HQR2H	100	—	—	—	—	100-225	
250 [150]	3VA52 (W/ITM230 trip)	VA	MFAS	85	—	35	—	18	100-250	MBKVA5262A for 1-phase MBKVA5262B for 3-phase
		VB	HFAS	100	—	65	—	25	100-250	
		VC	CFAS	200	—	100	—	35	100-250	
	3VA62 [3VA61] (ETU350 LSI standard)	WA [W2]	MFAE [MDAE]	100	—	35	—	18	100-250 [40-150]	
		WB [W3]	HFAE [HDAE]	100	—	65	—	22	100-250 [40-150]	
		WC [W4]	CFAE [CDAE]	200	—	100	—	35	100-250 [40-150]	
		WD [W5]	LFAE [LDAE]	200	—	150	—	50	100-250 [40-150]	
	400	3VA53 (W/ITM230 trip)	VE	MJAS	85	—	35	—	18	
VF			HJAS	100	—	65	—	25	200-400	
VG			CJAS	200	—	100	—	35	300-400	
3VA63 (ETU350 LSI standard)		WE	MJAE	100	—	35	—	18	100-400	
		WF	HJAE	100	—	65	—	22	100-400	
		WG	CJAE	200	—	100	—	35	100-400	
		WH	LJAE	200	—	150	—	50	100-400	

① DC System Voltages are not available for RP1 series.
 ② Approved for CSA and UL Listed.
 ③ For Revised P1 Panels only. Not applicable for "original" P1 panels.
 ④ 480V values apply to 480Y/277V also.
 ⑤ 600V values apply to 600Y/347V also.



Standard Enclosures

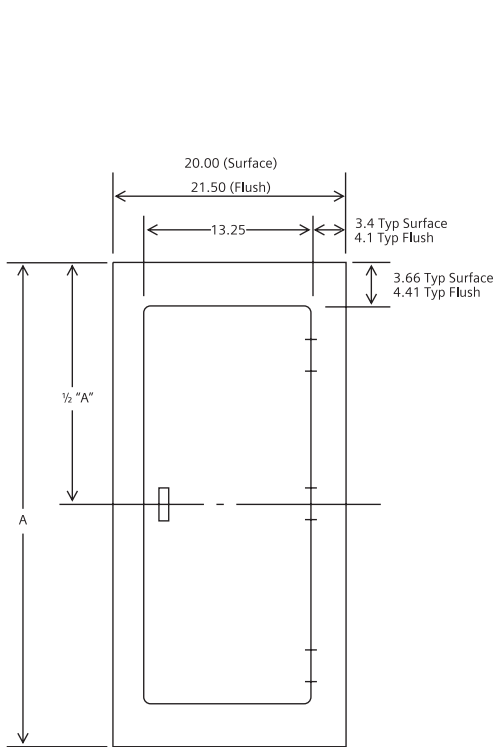
Box Height (in.)	Catalog Number				
	Type 1 Standard Trim			Type 3R [®]	Type 3R/12 [®]
	Box ^①	Surface ^②	Flush ^②		
26	B26	S26B	F26B	NR26	WP26
32	B32	S32B	F32B	NR32	WP32
38	B38	S38B	F38B	NR38	WP38
44	B44	S44B	F44B	NR44	WP44
50	B50	S50B	F50B	NR50	WP50
56	B56	S56B	F56B	NR56	WP56
62	B62	S62B	F62B	NR62	WP62
68	B68	S68B	F68B	NR68	WP68
74	B74	S74B	F74B	NR74	WP74

① 14 Gauge Steel only.
 ② 16 Gauge Can w/ 14 Gauge Front.

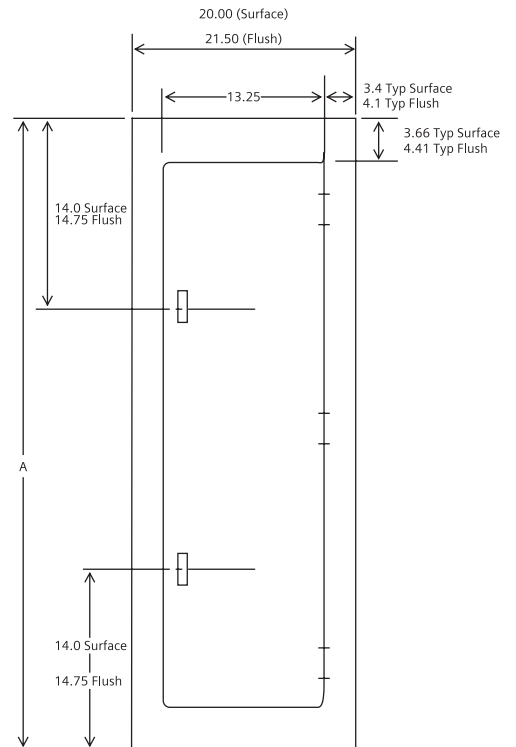
Lug Kits — Main or Feed Thru

Amp Rating	Mat.	Wire Range (includes Neutral)	Service	Revised P1 Catalog No. ^①
250	AL	(1) #6 AWG-350 kcmil (CU or AL)	1 Phase	MLKA1A
			3 Phase	MLKA3A
	CU	(1) #6 AWG-350 kcmil (CU) cable only	1 Phase	MLKC1A
			3 Phase	MLKC3A
400	AL	(2) 1/0 - 250 kcmil or (1) #2 AWG-600 kcmil	1 Phase	4MLKA1A
			3 Phase	4MLKA3A
	CU	(1) 1/0 - 600 kcmil CU cable only	1 Phase	4MLKC1A
			3 Phase	4MLKC3A
400	AL	(1) AL 1/0-750 kcmil (2) AL/CU 250kcmil max. [max.(1) 600 kcmil CU wire]	1 Phase	4MLKA1B
			3 Phase	4MLKA3B

① Revised P1 kits cannot be used with original P1.



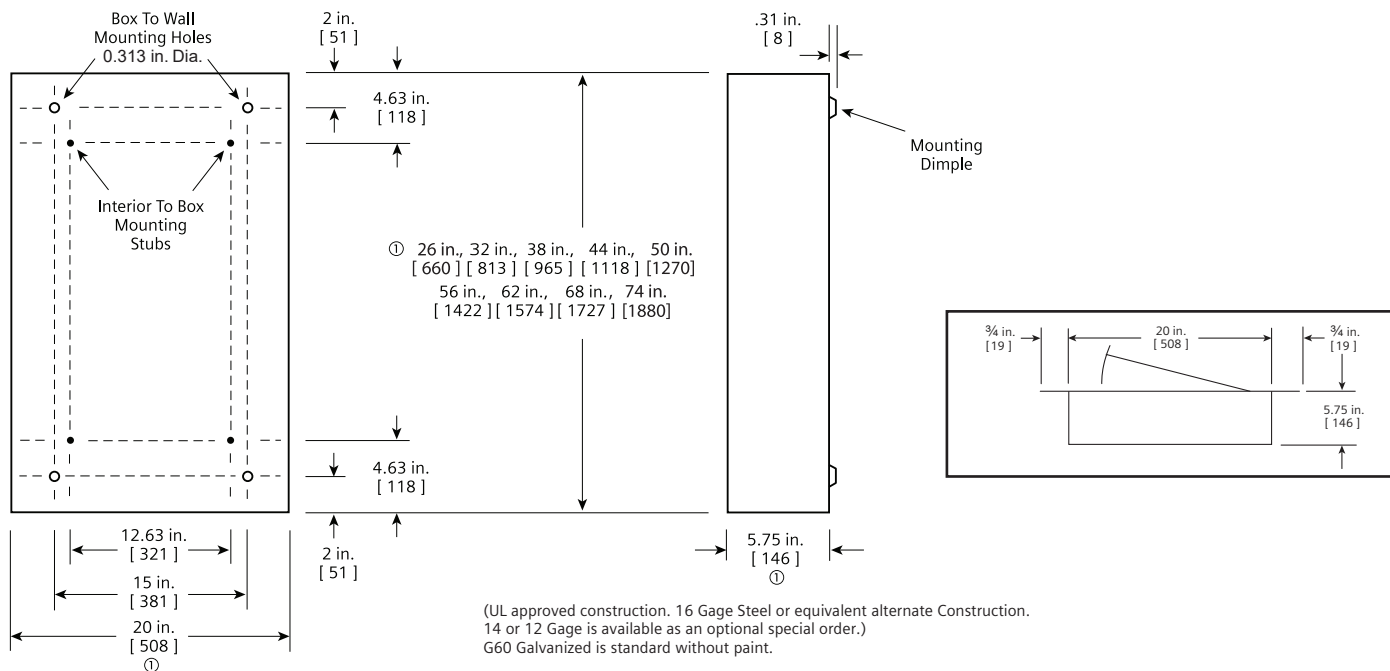
Box Size	Surface	Flush	# of Hinges
	A	A	
26	26	27.5	2
32	32	33.5	2
38	38	39.5	2
44	44	45.5	3
50	50	51.5	3



Box Size	Surface	Flush	# of Hinges
	A	A	
56	56	57.5	3
62	62	63.5	3
68	68	69.5	3
74	74	75.5	3

Type 1 Box

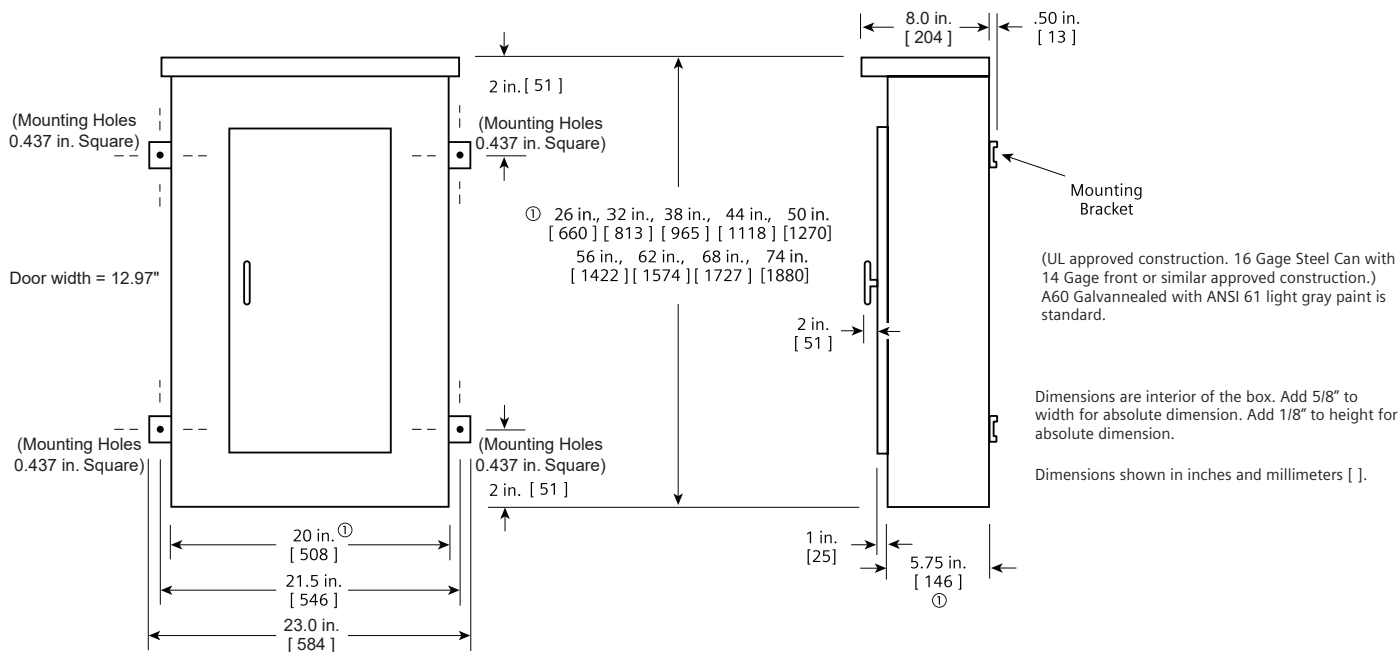
Box is symmetrical



Type 3R and 3R/12 Box

Note: 3R boxes 50" High and Larger include two "T" handles.

Flush Mounting



Legal Manufacturer

Siemens Industry, Inc.
3617 Parkway Ln
Peachtree Corners, GA 30092
United States of America
Telephone: +1 (800) 333-7421
www.usa.siemens.com/panelboards

Order No. PBSS-20301-1021
© 10.2021, Siemens Industry, Inc.

This document contains a general description of available technical options only, and its effectiveness will be subject to specific variables including field conditions and project parameters. Siemens does not make representations, warranties, or assurances as to the accuracy or completeness of the content contained herein. Siemens reserves the right to modify the technology and product specifications in its sole discretion without advance notice.

Delivery Information

Export Control Class	AL : N / ECCN : EAR99
Net Weight	0.0

Additional Product Information

EAN Number	39121103
Country of Origin	US
Commodity Code	8537109150, 8538908120

Documents



[Submittal - Cut Sheets 1](#)



[Submittal - Cut Sheets 2](#)

Change Order Item Number 004-7:

RFI #43 120-240V Service

REQUEST FOR INTERPRETATION
(Prime Contractor Only)

From	Cesar Garcia	RFI No.	43
	Oscar Renda Contracting	Subject:	120-240V Service
		Proj. No.	WWS-2020-007
Submitted to:	FKE	Project:	Romeo Arm Segment 5 Lining
Engineer:	Z. Carr		

Request: Please see attached RFI pdf.

Signed by: _____

Date: 3/17/2022

Response: The Owner accepts the turnover of power service and finds the additional costs acceptable. These costs will be implemented into a formal Change Order at a later date. Provide the Owner with inspection paperwork, if any, of the service line that was performed by applicable jurisdictions.

Signed by: _____

Date: 4/5/2022

ENGINEER:

Copy: Macomb County Public Works Office CONTRACTOR ENGINEER

END OF SECTION 00 63 13

THIS PAGE INTENTIONALLY LEFT BLANK

COST CHANGE REQUEST

DATE: 03/17/22

RFP RFI 043

PROJECT: Romeo Arm Interceptor
 OWNER: Macomb County
 ENGINEER: FK Engineering
 CONTRACTOR: Oscar Renda Contracting, Inc.

Description: RFI 043 - 120A, 240V Service
 Time Extension Request: 0
 Working Days: 0
 Calendar Days: 0

SUMMARY SHEET

1 MATERIAL				\$	-
Material Cost			\$	-	
Sales Tax	@	6.00%	\$	-	
Material Handling Cost	@	0.00%	\$	-	
Expendable Material	@	0.00%	\$	-	
2 LABOR				\$	-
	Manhours	0 @	#DIV/0!	\$	-
	Area Manager	0 @	\$80.00	\$	-
	Project Superintendent	0 @	\$65.00	\$	-
	Project Manager	0 @	\$65.00	\$	-
	Project Engineer	0 @	\$50.00	\$	-
				\$	-
	Labor Cost (Field)			\$	-
	Labor Cost (Supervision)			\$	-
	Labor Burden (Field)	@	25.0%	\$	-
	Labor Burden (Supervision)	@	55.0%	\$	-
	Tool Replacement Cost	@	4.00%	\$	-
3 EQUIPMENT COSTS					\$0.00
4 SUBCONTRACTOR COST				\$	11,062.00
				\$	11,062.00
5 BOND COST		@	1.2%	\$	132.74
				\$	11,194.74
6 OH / P (On ORC Cost)		@	15%	\$	19.91
		@	5%	\$	553.10
CHANGE REQUEST TOTAL				\$	11,767.76

RFP RFI 043
LABOR & MATERIAL WORKSHEET #1

DESCRIPTION	QUANT.	UNIT	LABOR		LABOR		MATERIAL	
			LABOR "HOURS"	TOTAL HOURS	UNIT PRICE	TOTAL PRICE	UNIT PRICE	TOTAL PRICE

TOTAL LABOR HOURS				0.00				
TOTAL LABOR					\$	-		
TOTAL MATERIAL							\$	-

EQUIPMENT WORKSHEET # 2

OPERATING WEIGHT	DESCRIPTION	TIME USED	UNIT	Operating Cost	Standby Cost	Total Cost

TOTAL EQUIPMENT COST

\$0.00

RFP RFI 043
SUBCONTRACTS WORKSHEET # 3

SUBCONTRACTOR	QTY	UNIT	UNIT PRICE	TOTAL
<u>Electrex</u>				
Quote 210402	1	LS	\$ 11,062.00	\$ 11,062.00
SUBCONTRACTOR TOTAL				\$ 11,062.00

November 22, 2021

Mr. Chris Bennett
Oscar Renda Contracting, Inc.
608 Henrietta Creek Road
Roanoke, TX 76262

RE: 120/240V Power

Quote #210402

Mr. Bennett:

Electrex Industrial Solutions is pleased to submit our proposal for the above referenced as follows:

1. Supply and install a portable power stand to include the following:
 - a. One (1) free-standing rack built using strut;
 - b. One (1) 12-space N3R panel;
 - c. Three (3) quad receptacle boxes with bubble covers, including GFCI's;
 - d. One (1) 50A, 240V, twist-lock receptacle with bubble cover;
 - e. One (1) 50A, 2-pole GFCI breaker;
 - f. Three (3) 20A, 1-pole breakers;
 - g. One (1) 60A, twist-lock pigtail for the power rack.
 - h. Labor to build the stand in our panel shop.
2. Supply and install a 25kVA N3R transformer with a removable ground pad.

3. Supply and install a 12-space, N3R panel to include the following:
 - a. One (1) 100A main breaker;
 - b. One (1) 60A GFCI breaker;
 - c. Two (2) 20A breakers;
 - d. One (1) 60A twist-lock pigtail for the power rack;
 - e. Two (2) quad receptacle boxes with bubble covers;
 - f. Mounting hardware to support the transformer.
4. Supply and install a 60A, 480V, 2-pole breaker into the existing 480V panel.
5. Supply and install a 60A feed between the 480V panel and transformer.
6. Supply and install a 100A feed between the transformer and the 100A panel.
7. Supply three (3) 50', 60A, 120/240V extension cords with male and female twist-lock bodies.

Total Quoted Price..... \$11,062.00

PLEASE NOTE:

1. The above quotation is based on performing the work during our normal straight-time labor rate hours, Monday – Friday.
2. A purchase order is required prior to the start of the project.

The above quoted price may be subject to price adjustments due to fluctuating fuel costs, raw material costs, market volatility, etc. Pricing will be reviewed at the time of acceptance.

Electrex Industrial Solutions shall not be held responsible for loss of time or delays caused by disease or illness, including but not limited to epidemic, pandemic, or quarantined, national or state declared emergency, strikes or other difficulties with employees, supplier delays, delay or inability to obtain goods, labor, equipment, material and services through our usual resources and or failure, refusal or delay of any carrier to transport materials, or any other similar event.

The warranty on material sold will be limited to the warranty that is extended to Electrex / Rexcon by its supplier. The warranty does not include labor, transportation, removal, installation, travel expenses, lodging, and/or other expenses which may be incurred in connection with the repair and/or replacement of the material.

We propose to furnish labor and material, complete in accordance with above specifications, and subject to conditions of this agreement. Electrex payment terms include installment invoicing as work is completed at the end of every month, due and payable upon receipt.

All work is done in a good workmanship manner and in accordance with National Electrical Code, JIC, and OSHA.

Thank you for the opportunity to quote you on your requirements. Please do not hesitate to contact me if additional information is required.

Sincerely,

ELECTREX INDUSTRIAL SOLUTIONS

Paul Booth
Project Manager

PB/cmz

ACCEPTED: The above prices, specifications and conditions are satisfactory and are hereby accepted. You are authorized to do the work as specified. Payment will be made as outlined above.

Date of Acceptance: _____

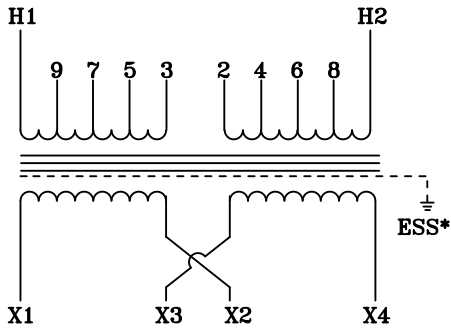
Accepted by: _____

Purchase Order: _____

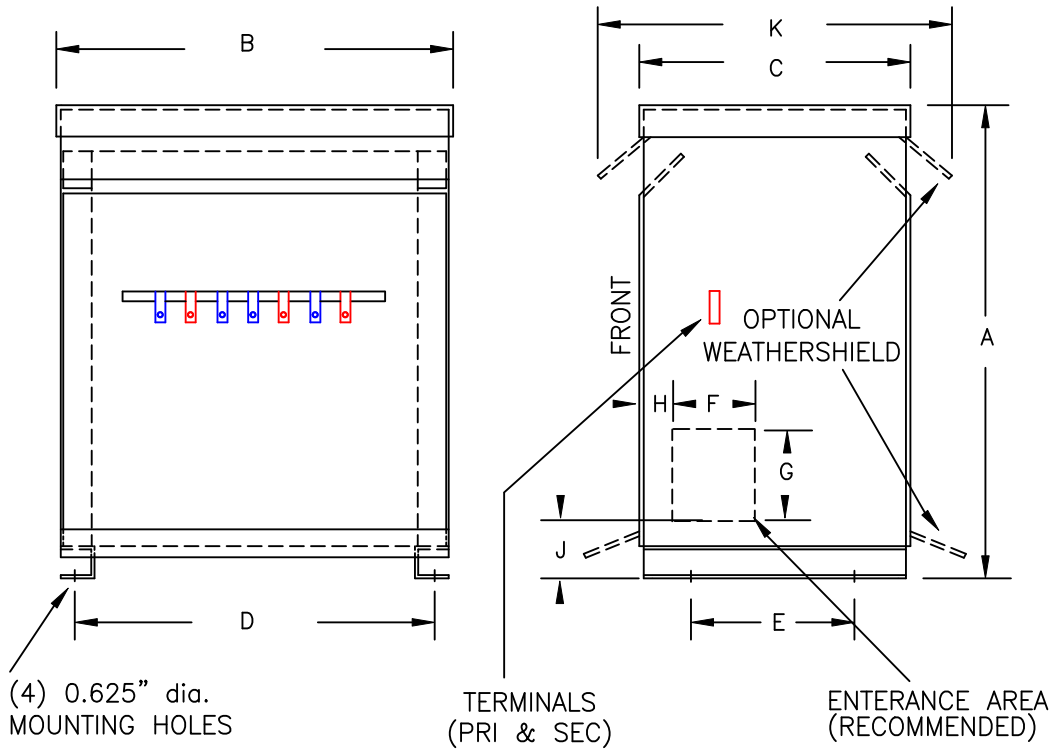
25 KVA Transformer

NOTES:

1. ALL UNITS ARE cUL LISTED AND DESIGNED ACCORDANCE WITH INDUSTRY STANDARDS.
2. TRANSFORMERS ARE DRY-TYPE, CLASS AA, VENTILATED NEMA 2 ENCLOSED FOR INDOOR USE.
3. TRANSFORMERS ARE FLOOR MOUNTED.
4. AVAILABLE ACCESSORIES FOR THIS UNIT:
A) OUTDOOR WEATHERSHIELD KIT
B) WALL MOUNTING BRACKETS
5. TRANSFORMERS ARE CONSTRUCTED BASED UPON A 40°C AMBIENT ENVIRONMENT.
6. MAINTAIN 1" CLEARANCE FROM ALL LIVE PARTS.
7. PAINT COLOR IS ANSI# 61.

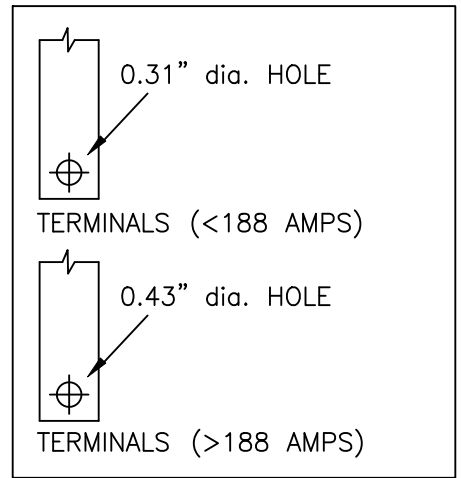


TYPICAL WIRING DIAGRAM



FRONT VIEW

SIDE VIEW



TERMINAL DETAILS

APPROXIMATE DIMENSIONS (INCHES)

KVA	A	B	C	D	E	F	G	H	J	K	L	BOX	lbs.	WEATHER SHIELD	TERMINAL TYPE
25.0	33.00	16.63	18.38	15.00	15.00	4.00	4.00	1.00	5.75	22.50	----	PT-15K	195	WS-3	BUSBAR

* ELECTROSTATIC SHIELD GROUNDED TO TRANSFORMER CASE AT FACTORY (IF APPLICABLE)

DRAWINGS
 APPROVAL
 RECORD
 OTHER

PRIMARY VOLTAGE	240 X 480	CUST.	XXXXXXXXXX		
SECONDARY VOLTAGE	120 x 240	JOB			
TEMPERATURE RISE IN °C	150	CATALOG			
WINDINGS & TERMINALS	<input checked="" type="checkbox"/> ALUMINUM <input type="checkbox"/> COPPER	NOTE	XXXXXXX		
FREQUENCY IN HERTZ	60	BY	ENG. LOG.	TITLE 1-PHASE, 600 VOLT CLASS ISOLATION DRY TYPE TRANSFORMER	
PRIMARY TAPS	216, 228, 252 432, 444, 456, 468, 492, 504	DATE			
	REV	MFG. LOG.	DWG. NO. PTN104-25K-EE		
	DATE:	290 DWG. FILE			

Data sheet

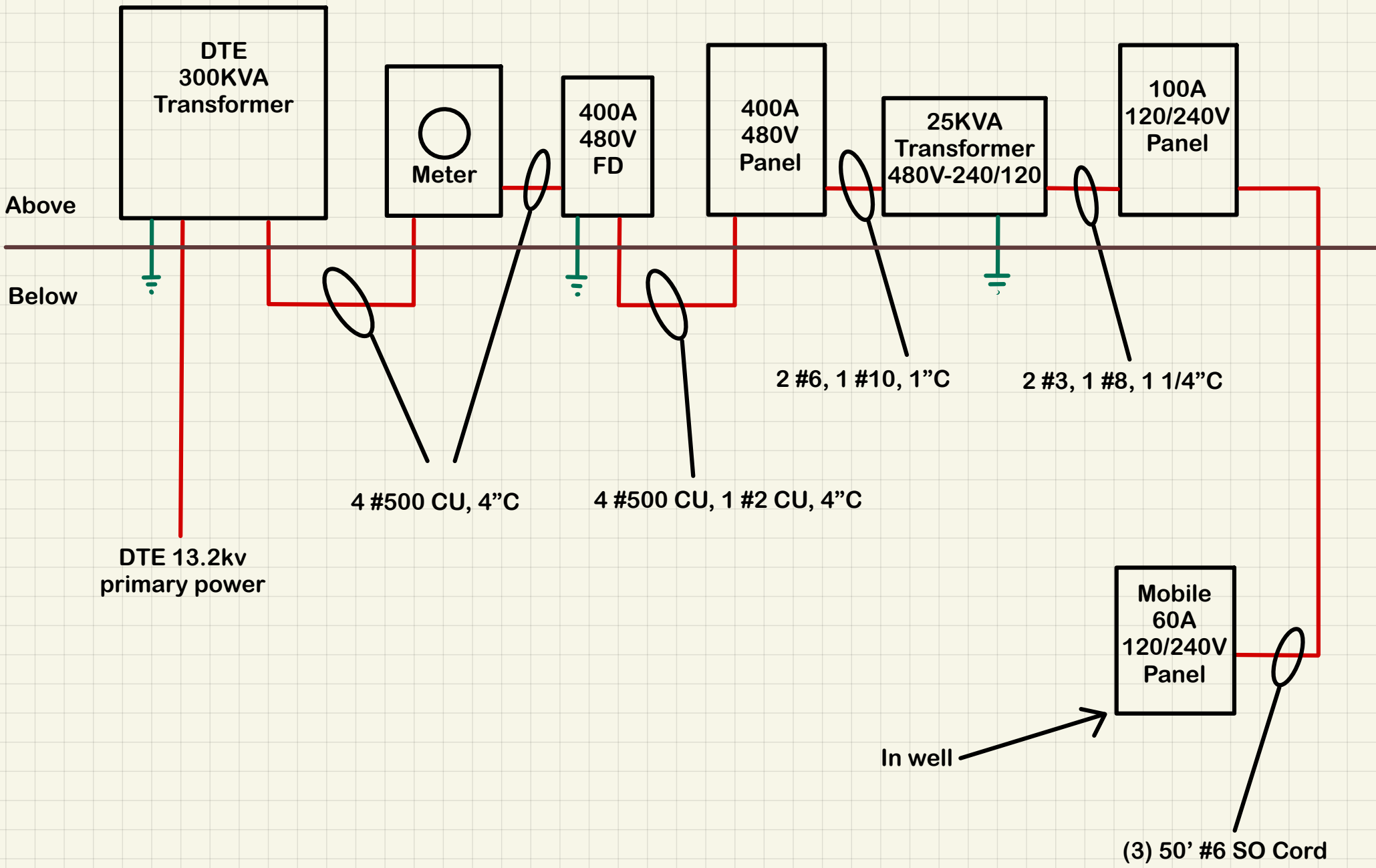
US2:PNW1224B1100C

SIEMENS LOW VOLTAGE PLUG-ON NEUTRAL READY PRO SERIES ASSEMBLED LOAD CENTER. MAIN BREAKER WITH 12 1-INCH SPACES ALLOWING MAX 24 CIRCUITS. 1-PHASE 3-WIRE SYSTEM RATED 120/240V (100A) 22KAIC. SPECIAL FEATURES: COPPER BUS, GREY TRIM NEMA TYPE 3R ENCLOSURE FOR OUTDOOR USE.

General technical data	
configuration of the busbars	COPPER BUS
number of circuits in a trunking unit	24
phase number	1
suitability for operation	RESIDENTIAL AND LIGHT COMMERCIAL ELECTRIC DISTRIBUTION
Electricity	
ampacity	100 A
voltage between phase and Ground (GND) rated value	120 V
voltage between phase and phase rated value	240 V
Model	
product brand name	SIEMENS
product sub brand name	LOAD CENTERS
product type designation	PLUG-ON NEUTRAL READY PRO SERIES
special product feature	GREY TRIM
Mechanical Design	
number of modular width units for installation width	12
size of the circuit-breaker	100A
General product approval	
certificate of suitability	UL

last modified:

7/9/2021 





Candice S. Miller

Public Works Commissioner
Macomb County

To: Macomb Interceptor Drain Drainage District Board Members

CC: File

From: Vincent Astorino, Operations & Flow Manager

Date: July 11, 2022

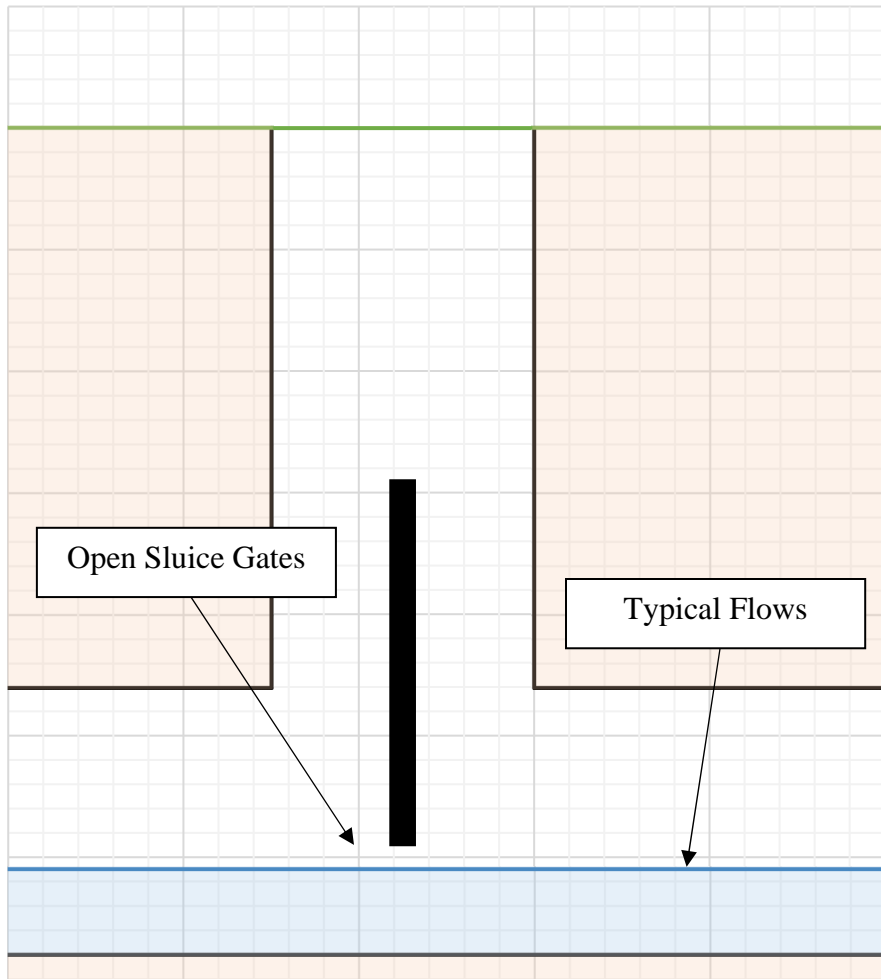
Subject: Control Structure 3 Hydraulic Cylinder

The purpose of this memorandum is to recommend the purchase of a replacement hydraulic cylinder at Control Structure 3 (CS-3).

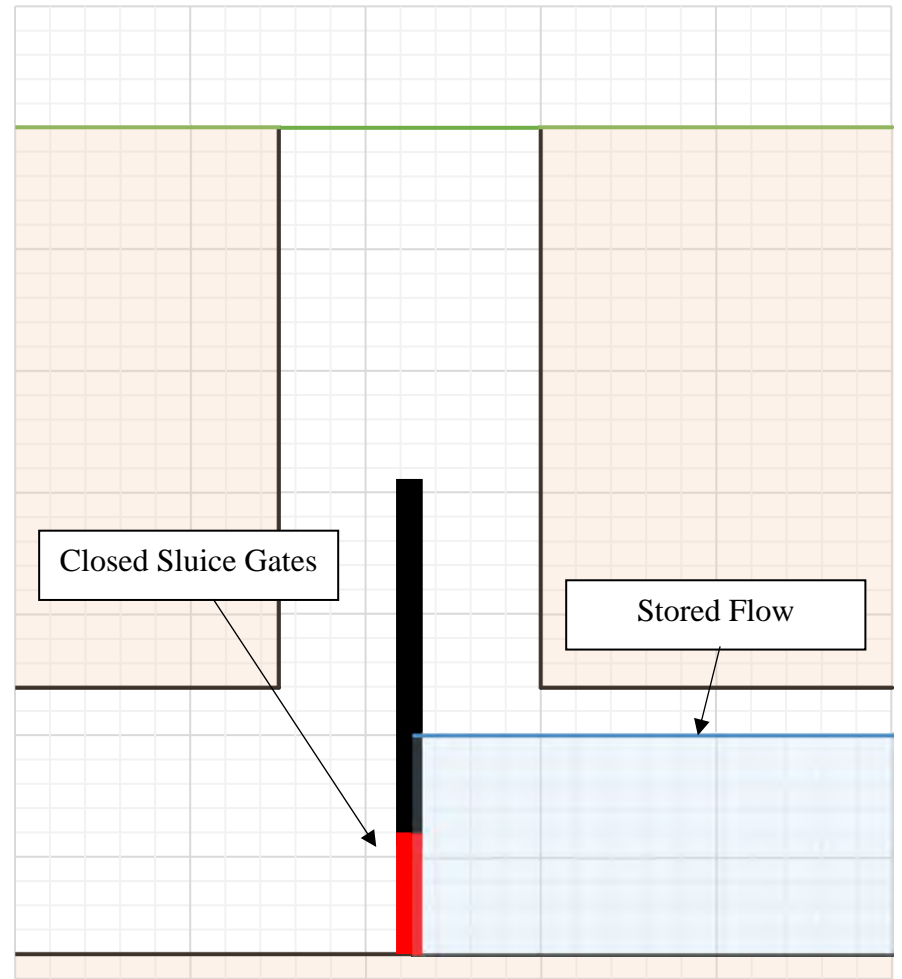
CS-3 is located on the Romeo Arm of the Macomb Interceptor Drain (MID) at 15 Mile and Garfield. This control structure consists of one (1) 14.5 foot tall stop gate and two (2) 4 foot x 2 foot sluice gates. The purpose of this structure is to store flow in the interceptor to accommodate safe working conditions in the interceptor downstream.

During typical operations, the sluice gates are open and flow can travel through the structure unimpeded. When the sluice gates are closed, flow in the Romeo Arm is temporarily blocked and stored in the interceptor upstream of CS-3. This operation significantly lowers levels in the interceptor downstream of CS-3, allowing workers to perform rehabilitation, maintenance, inspections, etc. within the interceptor. This is illustrated in the figures on the next page:

CS-3 Sluice Gates Open



CS-3 Sluice Gates Closed



Currently there are many active rehabilitation and inspection projects within the MID and Oakland-Macomb Interceptor Drain (OMID) systems that require using CS-3 for storage, to allow work in the interceptors. See below for a list of active projects along with approximate project costs. Along with these active project are various routine maintenance activities that require utilizing CS-3.

Active Project Costs

System	Project	Approx. Cost
MID	Segment 5	\$ 26,980,000.00
	Segment 6	\$ 13,541,545.00
	MID Grouting	\$ 11,050,000.00
	Inspection	\$ 421,254.75
	Sub-Total:	\$ 51,992,799.75
OMID	NIEA Rehab	\$ 25,250,000.00
	NESPS Improvements	\$ 44,000,000.00
	CS-9 Installation	\$ 3,300,000.00
	Inspection	\$ 527,000.00
	Sub-Total:	\$ 73,077,000.00
Total:		\$ 125,069,799.75

In April 2022, the hydraulic cylinder on gate 1 at CS-3 was replaced, due to a cylinder failure. Due to similar age and degradation, it was recommended to replace the hydraulic cylinder on gate 2, as a preventative maintenance measure.

It is recommended that the board approve the purchase of a replacement hydraulic cylinder for gate 2 at CS-3. This cylinder has a significant lead time and is relatively inexpensive in relation to the \$125,069,799.72 amount of active projects, requiring the use of CS-3. The recommended hydraulic cylinder quote is attached and totals **\$38,828.13**. This is to be covered with under the remaining \$129,196 budget for CS-3 O&M.

QUOTE



Knowledgeable • Professional • Attentive • Likeable

29770 Hudson Drive Novi, MI 48377
Phone: (586) 978-7200
hesco-mi.com

TO: Steve Rozycki
Macomb County Public Works Commission
21777 Dunham Rd
Clinton Twp MI 48036

Thursday, May 26, 2022

QUOTE #: 1631-1
SALESPERSON: Mitch Livingston

steve.rozycki@macombgov.com

OMIDD CS-3

LINE ITEM	DESCRIPTION	QTY	UNIT	UNIT PRICE	LINE TOTAL
1.00	ME5-2H-CC-4-49-JAL1A one (1) Hanna Cylinders	1	LS	38,028.13	\$38,028.13
2.00	HESCO Field Service Clean-up and disposal of Hydraulic Cylinders	1	Day	800.00	\$800.00
SUBTOTAL:					38,828.13
MI SALES TAX:					0.00
TOTAL:					38,828.13

Ship Via:	Best Way FOB Factory	Shipping Terms:	Pre-Paid & Added to Invoice
-----------	-------------------------	-----------------	-----------------------------

Payment Terms:		Quote Valid Through:	06/02/2022
----------------	--	----------------------	------------

Lead Time:	10-12 weeks
------------	-------------

If favored with a Purchase Order, please issue it to:

HESCO
29770 Hudson Drive
Novi, MI 48377

and email it to the Salesperson listed above in the quote header.

HESCO's Terms and Conditions of Sale, which are attached hereto or are available at [<https://hesco-mi.com/wp-content/uploads/2021/10/Terms-and-Conditions-of-Sale.pdf>] and which are incorporated by reference in this Quotation as if set forth fully herein, ARE EXCLUSIVE and apply to all purchase orders accepted by HESCO for the products and/or services set forth herein and represent the sole and exclusive terms upon which HESCO will sell products and provide services to Buyer. This Quotation does not incorporate or assent to any terms and conditions proposed by Buyer in any request for proposal or other communication. Any additional or different terms and conditions proposed by Buyer are unacceptable to HESCO, are expressly rejected by HESCO, and shall not be binding upon HESCO unless accepted in writing on behalf of HESCO by the President of HESCO. HESCO's failure to object to provisions contained in any communication from Buyer shall not be deemed an acceptance thereof nor shall they supersede these terms and conditions.

END QUOTE

<u>Funding Source</u>	<u>Apportionment</u>	<u>Manager</u>	<u>Vendor</u>	<u>Amount</u>	<u>Invoice Detail</u>	<u>Project Summary</u>	<u>Project Balance</u>
Macomb Interceptor Drain	Chapter 20 Chesterfield – 7.3432% Clinton – 21.3460% Fraser – 4.1370% Harrison – 6.4221% Lenox – 1.0652% Macomb – 13.9284% New Haven – .8271% Shelby – 9.7757% Sterling Heights – 30.7833% Utica – 1.6268% Washington – 2.7451%						
		Baker	Aloia & Associates	\$ 712.50	Invoice #26348 - 05.01.22	Sale of 45345 Garfield Road - April 2022	
		Downing	Anderson, Eckstein & Westrick	\$ 25,421.10	Invoice #137819 - 06.13.22	MID Grouting Program - 05.09.22 - 06.05.22	\$ 222,443.70
		Astorino	Aquasight	\$ 189,170.00	Invoice #000706 - 06.17.22	Covid-19 Monitoring - Grant	\$ 222,954.00
		Astorino	CDW Government	\$ 869.94	Invoice #Z215031 - 06.06.22	Sonicwall - SCADA	
		Astorino	City of Mt. Clemens	\$ 23,216.68	Invoice #28004275 - 06.15.22	Monthly Utilities - April 2022	
		Astorino	Department of Roads	\$ 1,926.17	Invoice #302151 - 05.10.22	Fleet Fuel - April 2022	
		Downing	Doetsch	\$ 395,486.20	Invoice #72034 - 05.28.22	Phase 2 Grouting 04.24.22 - 05.28.22	\$ 1,764,564.80
		Astorino	DTE Energy	\$ 1,302.09	Invoice #SV569-PT35X - 06.01.22	Monthly Electric 04.30.22 - 05.31.22	
		Astorino	Fishbeck	\$ 1,738.00	Invoice #412255 - 06.15.22	GLWA Assistance 05.14.22 - 06.10.22	
		Astorino	Fishbeck	\$ 3,095.00	Invoice #412300 - 06.15.22	MID Confined Space Entry/Metering/SCADA	\$ 30,570.36
		Astorino	Fishbeck	\$ 9,261.50	Invoice #411473 - 05.18.22	Wastewater Master Plan 05.14.22 - 06.10.22	\$ 326,425.49
		Astorino	FK Engineering Associates	\$ 66,484.93	Invoice #22-058-024 - 06.02.22	MCPWO Segment 6 Rehabilitation 05.01.22 - 05.28.22	\$ 1,097,671.36
		Downing	FK Engineering Associates	\$ 79,789.35	Invoice #20-152-018 - 06.02.22	Romeo Arm Lining Segment 5 CCA - April 2022	\$ 731,870.68
		Downing	FK Engineering Associates	\$ 5,026.40	Invoice #22-061-001 - 06.13.22	Interceptor Inspection	
		Astorino	Hanks Auto Service	\$ 571.00	Invoice #64935 - 06.10.22	Brakes/Rotors - Brent W.	
		Astorino	HESCO	\$ 2,650.00	Invoice #2213691 - 06.10.22	Level Sensor Repair	
		Downing	Hubbell, Roth & Clark	\$ 1,620.36	Invoice #197598 - 06.22.22	SY-S1 Meter Facility Rehabilitation through 06.11.22	\$ 56.11
		Baker	KHVPF	\$ 925.00	Invoice #48390 - 06.01.22	Email Draft and Review	
		Downing	Meadowbrook Insurance	\$ 12,500.00	Invoice #9803 - 5.12.22	OCIP Admin Fee	
		Astorino	METCO Consulting Services	\$ 8,218.54	Invoice #1717-35 - 07.01.22	Flow Control Services 05.30.22 - 06.26.22	\$ 89,926.87
		Downing	Oscar Renda Contracting	\$ 278,820.00	Invoice #WO19024 Est #22 - 07.01.22	Romeo Arm Segment 5 Lining 06.01.22 - 06.30.22	\$ 17,579,953.21
		Downing	Ric-Man Construction	\$ 91,127.01	Invoice #WO21026 Est #10 - 07.01.22	Segment 6 Services 06.01.22 - 06.31.22	\$ 10,148,857.64
CPS	Astorino	Cintas Fire 636252	\$ 1,175.00	Invoice #0D26611429 - 06.13.22	Annual Alarm System Inspection		
	Astorino	Cintas Fire 636252	\$ 1,216.99	Invoice #0D26612547 - 06.13.22	Annual Fire Safety Inspection		
	Astorino	Clinton Township Treasurer	\$ 2,396.05	Invoice #22-221 - 06.01.22	Monthly Electric - 04.25.22 - 05.23.22		
	Astorino	Kennedy Industries	\$ 3,100.00	Invoice #630498 - 05.24.22	Pump Inspection		
15 Mile		Downing	Huntington National Bank	\$ 500.00	Invoice #46643 - 5.2.21	Annual Bond Fee - 07.01.22 - 06.30.23	
NGI		Astorino	Fishbeck	\$ 2,421.00	Invoice #412312 - 06.15.22	Interceptor Inspection Program 05.14.22 - 06.10.22	\$ 108,506.99
OMID		Downing	Oakland County Treasurer	\$ 4,259,286.67	Invoice #C1000198 - 05.16.22	Sewer Disposal - April 2022	
		Downing	Oakland County Treasurer	\$ 4,259,286.67	Invoice #C1000764 - 06.02.22	Sewer Disposal - May 2022	
Total				\$ 9,729,314.15			

Budget to Actual
MIDD
As of June 30, 2022 = 100%

DESCRIPTION	2022 FINAL BUDGET	ENCUMBERED	ACTUAL	REMAINING BUDGET	PCT UTILIZED
REVENUE ACCOUNTS					
GLWA-OMID	47,284,425		47,288,681	(4,256)	100.0%
OMID O&M	3,827,015		3,827,015	-	100.0%
Settlement	100,000		427,693	(327,693)	427.7%
Reimbursements	200,000		123,582	76,418	61.8%
PY Revenue-Fund Balance	10,370,340			10,370,340	0.0%
Washington Twp Meter Project	47,470		38,599	8,871	81.3%
Reimb-Local Communities	16,476,210		15,103,193	1,373,018	91.7%
COVID Grant	-		1,160,800		
Interest	60,000		21,576	38,424	36.0%
<i>Total Revenue Accounts</i>	<i>78,365,460</i>	<i>-</i>	<i>67,991,139</i>	<i>11,535,122</i>	<i>86.8%</i>
EXPENSE ACCOUNTS					
GLWA-OMID	47,284,425		47,288,681	(4,256)	100.0%
OMID O&M	3,827,015		3,827,015	-	100.0%
Public Works Wastewater Disposal Division	1,702,960		1,510,742	192,218	88.7%
Office Operations/Insurance	332,250		243,992	88,258	73.4%
SCADA	280,490		83,096	197,394	29.6%
Engineering					
Replenish reserve from CPS refunding	618,680		618,680	-	100.0%
Segment 5(Paid from const/ eng reserve)	-		6,561,277	(6,561,277)	100.0%
Segment 6(lawsuit Settlement)	-		3,510,792	(3,510,792)	100.0%
Drop Shaft Repair	-		107,945	(107,945)	100.0%
GLWA Assistance	40,000		24,847	15,153	62.1%
Repair work stemming from inspection program/Phase III Grout	3,200,000			3,200,000	0.0%
Segment 6 Construction Admin	1,500,000		694,638	805,362	46.3%
Odor and Control Construction	6,000,000			6,000,000	0.0%
General Construction/Engineering Contingency-All Projects	225,000			225,000	0.0%
Aquasight-On going improvements to program	175,000		165,148	9,852	94.4%
As Needed Applied Science	25,000			25,000	0.0%
As Needed FK Engineering	60,000			60,000	0.0%
As Needed FTCH	50,000		38,805	11,195	77.6%
As Needed Metco	90,000		59,465	30,535	66.1%
As Needed Wade Trim	70,000		674	69,326	1.0%
Level Sensors/Pressure/H2S-Meters	214,200			214,200	0.0%
Meter Dye Testing(Part of carryforward below)	38,600		69,996	(31,396)	181.3%
Odor and Control-Construction	1,000,000		34,542	965,458	3.5%
Odor and Corrosion Design	375,260		400,069	(24,809)	106.6%
COVID Monitoring -Reimburse from grant	-		1,160,800	(1,160,800)	100.0%
Phase II Grouting	2,000,000		1,810,155	189,845	90.5%
Phase III Grouting	325,000			325,000	0.0%
Segment 6 Construction Administration	1,503,560			1,503,560	0.0%
SY-S-1, SY-S-2, & WA-S-1 Meter Const Admin/Rehab	1,804,590		621,044	1,183,546	34.4%
Wastewater Master Plan/Contract Capacity	330,050		73,920	256,130	22.4%
Data Review-Aquasight	24,090		22,596	1,494	93.8%
Legal Services	150,000		38,132	111,868	25.4%
Clintondale PS O&M	580,000		340,020	239,980	58.6%
NGI O&M	225,000		72,345	152,655	32.2%
Meters O&M	190,970		55,934	135,036	29.3%
CS-3 O&M	216,000		35,618	180,382	16.5%
Biofilter O&M	26,000		9,658	16,342	37.1%
Contribution Life Cycle Reserve	171,700		171,700	-	100.0%
Interceptor O&M	1,738,450		559,159	1,179,291	32.2%
Stormwater Pump Stations	91,000		91,000	-	100.0%
Sewage Disposal Charges - Mt. Clemens	200,000		171,896	28,104	85.9%
Debt Service - Revenue Bonds	1,680,170		1,680,170	-	100.0%
<i>Total Expense Accounts</i>	<i>78,365,460</i>	<i>-</i>	<i>72,154,551</i>	<i>6,210,909</i>	<i>92.1%</i>

	O&M Balance 6/30/2021	O&M	Total 6/30/2022
Cash - Operating	37,753,257	(4,163,413)	33,589,845
Accounts Receivable			0
Assets			0
Liabilities			0
Revenues		67,991,139	67,991,139
Expenditures		72,154,551	72,154,551
			0
Equity*	37,753,257		33,589,845

Detail of 2021 Equity*

Projected reserve at 6/30/2021	8,749,004
Projected Construction/ Engineering Reserve	28,001,153
Life Cycle Reserve	1,003,100