



ADOPTED BUDGET



Mark A. Hackel
County Executive

**FOR FUNDS WITH FISCAL YEARS ENDING
DECEMBER 31, 2020 AND SEPTEMBER 30, 2020**

**INCLUDING FORECASTED INFORMATION FOR THE YEARS ENDING DECEMBER
31, 2021 and 2022 AND SEPTEMBER 30, 2021 and 2022**

AS ADOPTED & AMENDED ON DECEMBER 19, 2019

MACOMB COUNTY, MICHIGAN
TABLE OF CONTENTS

	PAGE
<u>INTRODUCTORY SECTION</u>	
Budget Letter	A – 1
Budget Timeline.....	A – 2
Budget Ordinance and Notice of Adoption	A – 4
Budget Discussion and Analysis	A – 11
Glossary of Terms	A – 30
<u>SUMMARY SCHEDULES</u>	
Summary of Budgeted Revenues and Expenditures By Fund – Year Ending 2020.....	B – 1
Summary of Budgeted Revenues and Expenditures By Fund – Year Ending 2021.....	B – 2
Summary of Budgeted Revenues and Expenditures By Fund – Year Ending 2022.....	B – 3
Summary of Revenues, Expenditures and Changes in Fund Balances – All Funds Summary By Category	B – 4
Summary of Revenues, Expenditures and Changes in Fund Balances – All Funds Summary By Function.....	B – 5
Summary of Expenditures – All Funds Summary By Function By Detail	B – 6
Statement of Budgeted Revenues, Expenditures and Changes in Fund Balance – All Funds Summary By Category and Fund Classification – Year Ending 2020	B – 8
Statement of Budgeted Revenues, Expenditures and Changes in Fund Balances – Individual Non-major Funds By Category – Year Ending 2020	B – 9
Statement of Budgeted Revenues, Expenditures and Changes in Fund Balances – All Funds Summary By Category and Fund Classification – Year Ending 2021	B – 19
Statement of Budgeted Revenues, Expenditures and Changes in Fund Balances – Individual Non-major Funds By Category – Year Ending 2021	B – 20
Statement of Budgeted Revenues, Expenditures and Changes in Fund Balances – All Funds Summary By Category and Fund Classification – Year Ending 2022	B – 30
Statement of Budgeted Revenues, Expenditures and Changes in Fund Balances – Individual Non-major Funds By Category – Year Ending 2022	B – 31

MACOMB COUNTY, MICHIGAN
TABLE OF CONTENTS (CONTINUED)

PAGE

GENERAL FUND SCHEDULES

General Fund Detail By Category – All Departments.....	C – 1
General Fund Detail By Function – All Departments.....	C – 2
General Fund Revenues By Type and Department	C – 3
General Fund Expenditures By Function and Department.....	C – 7
General Fund Expenditures By Category and Department.....	C – 9
 General Fund Budgetary Centers:	
Animal Control.....	C – 16
Board of Commissioners.....	C – 17
Building Authority	C – 18
Circuit Court.....	C – 19
Civil Service Commission.....	C – 20
County Clerk.....	C – 21
Corporation Counsel	C – 22
County Executive	C – 23
District Court New Baltimore	C – 24
District Court Romeo	C – 25
Department of Human Services	C – 26
District Court Witness Fees.....	C – 27
Elections	C – 28
Emergency Management	C – 29
Equalization	C – 31
Ethics Board	C – 32
Facilities & Operations	C – 33
Family Counseling.....	C – 35
Finance.....	C – 36
Health Department	C – 37
Health & Community Services.....	C – 40
Human Resources & Labor Relations	C – 41
Information Technology.....	C – 42
Jury Commission.....	C – 43
Juvenile Court.....	C – 44
Law Library	C – 45
MSU Extension.....	C – 46
Probate Court	C – 47
Planning & Economic Development.....	C – 48

MACOMB COUNTY, MICHIGAN
TABLE OF CONTENTS (CONTINUED)

PAGE

GENERAL FUND SCHEDULES (continued)

General Fund Budgetary Centers (continued):

Probation – Circuit Court	C – 49
Probation – District Court	C – 50
Prosecuting Attorney	C – 51
Purchasing	C – 53
Public Works	C – 55
Register of Deeds	C – 57
Sheriff	C – 58
Treasurer’s Office	C – 62
Non-Departmental	C – 63
Operating Transfers	C – 64
Appropriations	C – 65

SPECIAL REVENUE FUNDS

December Year End:

Community Corrections	D – 1
Macomb Community Action	D – 3
Health Grants	D – 5
Homeland Security Grants	D – 7
Michigan Works	D – 9
MSU Extension Grants	D – 10
Planning Grants	D – 12
Prosecuting Attorney Federal Forfeitures	D – 14
Prosecuting Attorney Forfeitures	D – 15
ROD – Remonumentation	D – 16
ROD – Technology Fund	D – 17
Concealed Pistol License Fund	D – 18
Sheriff Grants	D – 19
Veterans Services	D – 21

MACOMB COUNTY, MICHIGAN
TABLE OF CONTENTS (CONTINUED)

PAGE

SPECIAL REVENUE FUNDS (continued)

September Year End:

Circuit Court Programs	D – 22
Child Care Fund	D – 24
Community Corrections	D – 26
Macomb Community Action	D – 28
Friend of the Court	D – 32
Health Grants	D – 34
Michigan Indigent Defense Commission	D – 37
MSU Extension Grants	D – 38
Prosecuting Attorney Grants	D – 39
Department of Roads	D – 41
Sheriff Grants	D – 44
Veterans Grants	D – 46

ENTERPRISE FUNDS

December Year End:

Martha T. Berry Medical Facility	E – 1
Parks & Recreation	E – 2

September Year End:

Community Mental Health	E – 4
Substance Abuse	E – 10

DEBT SERVICE

Debt Service	F – 1
--------------------	-------

ADDENDUM

Position List	Addendum – 1
---------------------	--------------



Macomb County Executive

Mark A. Hackel

Mark F. Deldin
Chief Deputy County Executive

January 1, 2020

To the Citizens and Voters of Macomb County

On behalf of myself and the Board of Commissioners, I am pleased to present the County budget for fiscal year 2020. The budget was prepared in accordance with the County charter and state law.

We continue to use the enhanced budget format which has provided greater amounts of information and transparency to decision makers as well as the public. The document begins with a budget discussion and analysis highlighting the activity for each fund followed by a glossary that provides a description of budgeted fund names and line items. The budget summary and detail pages in this document present a three year forecast and historical revenues and expenditures for the last three years. The narrative section of the budget includes a deeper analysis of personnel costs, and other information to further support the budget line items. It is worth noting that the budget has passed the scrutiny of bond rating agencies as well as our independent auditors. It also exceeds the requirements and recommendations of the Department of Treasury.

I am very proud of the fact that we have stabilized the County's fiscal condition. The adopted 2020 General Fund budget totals \$277.9 million, with 100% of budgeted expenses being covered by forecasted revenues. The County's aging infrastructure also needs to be addressed and, thus, this budget includes a General Fund appropriation of \$5.5 to fund the County's five year capital plan in 2020 and forecasted appropriations for that purpose of \$11.5 million and \$10.0 million in 2021 and 2022 respectively.

Furthermore, the Board of Commissioners followed through on my commitment to preserving the well-being of our retiree healthcare plan by authorizing the issuance of bonds in the amount of \$263.5 million in March 2015 to fully fund the County's unfunded retiree health care liability. This budget provides funding for the debt service on those bonds. It is absolutely essential that we continue to provide fiscal stability to Macomb County government in order to maintain the critical services so many residents and businesses depend on.

In summary, the proposed budget exceeds all of the requirements of charter and law. It is a balanced budget without a structural deficit. This is an accomplishment that I am very proud of; however, it could not have been accomplished without the support and innovative approach taken by all of the Elected Officials, County Leaders, and Employees.

As always, should you have any questions, please do not hesitate to my office.

Sincerely,

Mark A. Hackel
Macomb County Executive

**Macomb County, Michigan
Final Budget Process Timeline
December and September Year End Funds
Fiscal Year Ending 2020**

05/01/2019 to 07/09/2019	Department budget preparation time frame
07/10/2019 to 09/27/2019	Finance Department to compile and discuss budgets with Department Leaders, Finance Department to prepare Executive Recommend Budget
09/27/2019	Budget submission to Board of Commissioners
10/07/2019	Budget Discussion – Full Board (FY 2020 Budget Presentation)
10/09/2019	Budget Discussion – Finance/Audit/Budget (Facilities & Operations; Information Technology)
10/10/2019	Budget Discussion – Finance/Audit/Budget (Health & Community Services, including: MSU Extension, Macomb Community Action, Health Department, Medical Examiner)
10/21/2019	Budget Discussion – Finance/Audit/Budget (Emergency Management, Community Corrections; Sheriff; Appropriations-Police Training Center)
10/23/2019	Budget Discussion – Finance/Audit/Budget (Clerk/Register of Deeds; Treasurer; Prosecuting Attorney; Community Mental Health)
10/28/2019	Budget Discussion – Government Oversight (Board of Commissioners)
10/29/2019	Budget Discussion – Finance/Audit/Budget (Corporation Counsel; Human Resources & Labor Relations; Ethics Board; Finance)
10/30/2019	Budget Discussion – Health & Human Services (Martha T. Berry; Veterans Services)
11/05/2019	Budget Discussion – Finance/Audit/Budget (Courts including: Circuit, District, Probate, Juvenile; DHS-Child Care Fund; Probation; Juvenile Justice Center; MIDC; Appropriations-CARE House)
11/13/2019	Budget Discussion – Finance/Audit/Budget (Animal Control; County Executive; Planning & Economic Development; Michigan Works; Appropriations-8 Mile Boulevard Association, Automation Alley, Detroit Regional Chamber, Library for the Blind, OneMacomb)
11/13/2019	Deadline to post notice of Public Hearing (Newspaper, website, etc.)

**Macomb County, Michigan
Final Budget Process Timeline
December and September Year End Funds
Fiscal Year Ending 2020**

Timeline Continued:

- 11/14/2019 Budget Discussion – Finance/Audit/Budget (Public Works; Prosecutor; Roads; Appropriations-Area Wide Quality Control, Clinton River Watershed Council, St. Clair/Sanilac Conservation District, SEMCOG, Stream Gauge, Turning Point)
- 11/20/2019 Finance/Audit/Budget – Public Hearing on Proposed Budget
- 12/04/2019 Full Board – 2020 Budget approval
- 12/17/2019 Executive vetoed budget as adopted
- 12/19/2019 Full Board – 2020 Budget veto overridden. Final adopted budget approved

**BOARD OF COMMISSIONERS
MACOMB COUNTY, MICHIGAN**

ENROLLED ORDINANCE No: 2019-04

FY 2020 COMPREHENSIVE GENERAL APPROPRIATIONS ORDINANCE

INTRODUCED BY COMMISSIONER DROLET, SUPPORTED BY COMMISSIONER MIJAC:

WHEREAS, section 8.6 of the Home Rule Charter of the County of Macomb (the “Charter”) requires the Macomb County Executive (the “Executive”) to prepare, recommend, and administer a comprehensive balanced budget; and

WHEREAS, pursuant to section 8.6 of the Charter, the Executive, by a letter dated September 27, 2019, submitted a recommended comprehensive balanced budget (the “Recommended Budget”) to the Board of Commissioners (the “Commission”); and

WHEREAS, the Commission deliberated in 21 public meetings, including budget workshops and committee meetings and held additional meetings with Administration and publicly provided possible amendments to the budget two weeks prior to the budget adoption; and

WHEREAS, the Charter requires the Commission to adopt a balanced line item budget prior to the beginning of the fiscal year; and

WHEREAS, the Executive and Commission agree that the FY 2020 appropriations ordinance should include the funds with September 30 and December 31, 2020, fiscal year ends; and

WHEREAS, the estimated total revenues by source and expenditures by fund being adopted herein are as follows (the “FY 2020 Budgeted Revenues”):

<u>Revenues</u>	<u>General Fund</u>	<u>Other Funds</u>	<u>Total</u>
Property Taxes	\$ 131,094,600	\$ 4,503,000	\$ 135,597,600
Licenses & Permits	1,522,800	1,119,200	2,642,000
Intergovernmental	37,230,400	220,609,800	257,840,200
Charges for Services	41,306,800	249,517,800	290,824,600
Investment Income	1,699,500	1,118,300	2,817,800
Fines & Forfeitures	609,500	375,000	984,500
Reimbursements	7,833,600	1,991,900	9,825,500
Indirect Cost Allocation	48,389,000	66,200	48,455,200
Other Revenue	79,100	1,416,100	1,495,200
Transfers In	8,174,200	43,233,200	51,407,400
Fund Balance Utilization	-	13,351,600	13,351,600
Total Revenues	<u>\$ 277,939,500</u>	<u>\$ 537,302,100</u>	<u>\$ 815,241,600</u>

WHEREAS, the estimated expenditures by fund are as follows (the "FY 2020 Budgeted Expenditures by Fund"):

<u>Expenditures</u>	<u>Total</u>
General Fund	\$ 277,939,500
Circuit Court Programs	416,000
Child Care Fund	19,596,700
Community Corrections-Dec Year End	199,400
Community Corrections-Sep Year End	1,770,100
Community Action-Dec Year End	9,782,100
Community Action-Sep Year End	33,269,200
Friend of the Court	12,649,900
Health Grants-Dec Year End	61,100
Health Grants-Sep Year End	8,390,800
Homeland Security Grants	6,033,000
Michigan Works!	4,635,900
MIDC Fund-Sep Year End	7,121,400
MSUE Grants-Dec Year End	33,800
MSUE Grants-Sep Year End	20,400
Planning Grant Fund	184,000
Prosecuting Attorney Grants-Sep Year End	3,228,700
Prosecuting Attorney Federal Forfeitures	25,000
Prosecuting Attorney Forfeitures	197,500
Register of Deeds Remonumentation Fund	233,100
Register of Deeds Technology Fund	736,300
Concealed Pistol License Fund	259,300
Roads	158,149,800
Sheriff Grants-Dec Year End	345,000
Sheriff Grants-Sep Year End	2,660,900
Veterans' Affairs	1,778,000
Veterans' Grants	200,000
Community Mental Health	201,885,100
Martha T. Berry Medical Care Facility	30,060,400
Freedom Hill Park	520,000
Substance Abuse	24,137,100
Debt Service Fund	<u>8,722,100</u>
	<u><u>\$ 815,241,600</u></u>

WHEREAS, the estimated expenditures by budget center in the General being adopted herein are as follows: the “FY 2020 Budgeted Expenditures by General Fund Budget Center”):

Legislative

Board of Commissioners \$ 2,163,700

Judicial

Circuit Court	12,878,100
District Court - Romeo	1,788,400
District Court - New Baltimore	2,481,400
District Court - 3rd Class	20,000
Family Counseling	87,300
Jury Commission	330,900
Juvenile Court	7,459,900
Law Library	36,400
Probate Court	4,319,300
Probation - Circuit Court	548,900
Prosecuting Attorney	12,685,800
	<hr/>
	42,636,400
	<hr/>

General Government

Building Authority	500
Clerk	5,853,800
Corporation Counsel	1,304,600
County Executive	1,987,300
Equalization	1,123,000
Elections	996,900
Ethics Board	5,000
Facilities & Operations	19,551,000
Finance	2,789,200
Human Resources	2,933,600
Information Technology	10,340,300
MSU Extension	1,298,600
Planning & Economic Development	4,268,200
Purchasing	2,142,000
Register of Deeds	2,299,400
Treasurer	2,928,800
Non Departmental Appropriations	(2,078,900)
	<hr/>
	57,743,300
	<hr/>

Public Safety

Civil Service Commission	62,500
Emergency Management	1,698,700
Sheriff	90,819,600
	<hr/>
	92,580,800
	<hr/>

Public Works	
Public Works Commissioner	7,956,900
Health & Welfare	
Animal Shelter	2,494,100
Health and Community Services	388,900
Health Department	22,106,400
Resident County Hospitalization	<u>59,500</u>
	<u>25,048,900</u>
Capital Outlay	7,939,300
Transfers Out	<u>41,870,200</u>
Total Expenditures	<u><u>\$ 277,939,500</u></u>

THE PEOPLE OF THE CHARTER COUNTY OF MACOMB ORDAIN:

Section 1. Short Title. This ordinance shall be known as the “FY 2020 General Appropriations Ordinance.”

Section 2. Definitions. The following definitions shall apply to this ordinance.

- A. “Charter” means the Home Rule Charter of Macomb County, Michigan, which took effect on January 1, 2011.
- B. “Adopted Budget” means the Fiscal Year 2020 official budget as amended by this ordinance at the front of which this edited copy of this ordinance is included.
- C. Other words used in this ordinance shall have the meanings provided in the Charter.

Section 3. Applicability. This ordinance and budget adopted by it constitutes the County’s balanced line item budget and appropriations ordinance for the General Fund, Special Revenue Funds, the Debt Service Fund and certain Enterprise Funds for the fiscal years ending September 30, 2020, and December 31, 2020, as required by section 8.7 of the Charter and by the Uniform Budgeting and Accounting Act, 1968 PA 2, as amended, MCL 141.421 et seq.

Section 4. Budget Adoption. This is the budget for funds ending September 30, 2020, and December 31, 2020, that includes (i) the FY 2020 Budgeted Revenues, (ii) the FY 2020 Budgeted Expenditures by Fund, (iii) the FY 2020 Budgeted Expenditures by General Fund Budget Center, and (iv) the Recommended Budget with the following changes and others provided in this ordinance.

- A. This General Appropriations Ordinance is inserted in the document at the beginning of the Adopted Budget as a substitute for the proposed general appropriations ordinance in the budget proposed by the Executive.
- B. Funds may only be spent in compliance with County policies, including any policies in effect as of the date of this ordinance and any policies adopted by the Commission after the date of this ordinance. No funds are to be expended or used for any activities, goods, services or contracts that violate such policies or that are procured in ways that violate such policies.
- C. The following changes made by the Commission in amounts for specific line items are included as part of the FY 2020 Budget:

PAGE NO.	DEPARTMENT	FUND	EXPENDITURE / [REVENUE] CATEGORY	LINE ITEM	EXECUTIVE RECOMMEN-DED	COMMISSION APPROVED	DIFFERENCE
C-15	Animal Control	101 – GENERAL FUND	Expenditures	Total Expenditures	\$2,646,100	\$2,514,100	(\$132,000)
C-20	County Clerk	101 – GENERAL FUND	Expenditures	Total Expenditures	\$6,038,000	\$5,853,800	(\$184,200)
C-22	County Executive	101 – GENERAL FUND	Expenditures	Total Expenditures	\$2,154,100	\$1,987,300	(\$166,800)
C-23	District Court – New Baltimore	101 – GENERAL FUND	Expenditures	Total Expenditures	\$2,533,600	\$2,481,400	(\$52,200)
C-24	District Court - Romeo	101 – GENERAL FUND	Expenditures	Total Expenditures	\$1,866,500	\$1,788,400	(\$78,100)
C-27	Elections Department	102 – GENERAL FUND	Expenditures	Total Expenditures	\$1,029,400	\$996,900	(\$32,500)
C-30	Equalization	101 – GENERAL FUND	Expenditures	Total Expenditures	\$1,167,600	\$1,123,000	(\$44,600)
C-32	Facilities & Operations	101 – GENERAL FUND	Expenditures	Total Expenditures	\$19,917,500	\$19,624,000	(\$293,500)
C-34	Family Counseling	101 – GENERAL FUND	Expenditures	Total Expenditures	\$88,600	\$87,300	(\$1,300)
C-40	Human Resources & Labor Relations	101 – GENERAL FUND	Expenditures	Total Expenditures	\$3,068,800	\$2,933,600	(\$135,200)
C-41	Information Technology	101 – GENERAL FUND	Expenditures	Total Expenditures	\$11,746,800	\$11,486,500	(\$260,300)
C-42	Jury Commission	101 – GENERAL FUND	Expenditures	Total Expenditures	\$337,600	\$330,900	(\$6,700)
C-43	Juvenile Court	101 – GENERAL FUND	Expenditures	Total Expenditures	\$7,498,000	\$7,459,900	(\$38,100)
C-45	MSU Extension	101 – GENERAL FUND	Expenditures	Total Expenditures	\$1,315,900	\$1,298,600	(\$17,300)
C-47	Planning	101 – GENERAL FUND	Expenditures	Total Expenditures	\$4,271,700	\$4,268,200	(\$3,500)
C-46	Probate Court	101 – GENERAL FUND	Expenditures	Total Expenditures	\$4,325,700	\$4,319,300	(\$6,400)
C-50	Prosecuting Attorney	101 – GENERAL FUND	Expenditures	Total Expenditures	\$12,824,000	\$12,685,800	(\$138,200)
C-52	Purchasing	101 – GENERAL FUND	Expenditures	Total Expenditures	\$2,169,200	\$2,142,000	(\$27,200)
C-56	Register of Deeds	101 – GENERAL FUND	Expenditures	Total Expenditures	\$2,364,100	\$2,299,400	(\$64,700)
C-61	Treasurer's Office	101 – GENERAL FUND	Expenditures	Total Expenditures	\$2,982,100	\$2,953,800	(\$28,300)

D. All funds appropriated by this ordinance and all County Agencies and activities funded in whole or in part by funds appropriated by this ordinance shall comply with the following:

1. No County funds shall be obligated or expended for acquiring or using any goods or services or engaging in any activities that violate Ordinance No. 2014-10 ("County Seal Use Ordinance").
2. No County funds shall be obligated or expended to obtain goods or services from, to pay for goods or services provided by, or to in any way compensate or support any entity that is an entity recognized or qualified as an entity described by subsection 501(c)(4) or section 527 of the United States Internal Revenue Code, unless a contract with that entity is first approved by the Commission.
3. No County funds may be obligated or expended on any additional placement of a current County elected official's name or likeness on any vehicle, building, billboard, County signage, or County promotional materials. Funds may be expended to place a County elected official's name on directional signage or on signage identifying the office space(s) regularly occupied by a County elected official or to identify a County elected official's seat or place at a meeting. This provision shall not prevent the use of funds other than County funds for such purposes.
4. No funds authorized by this ordinance may be used to create and/or fill any positions not previously included in the 2020 appropriations of the funds included herein as amended.

Section 5. Expenditures Authorized, Not Mandated. The appropriations within this ordinance and budget proposed by the Executive as modified by this ordinance, including all appendices, are the maximum authorized expenditures, but are not a mandate to spend.

Section 6. Tax Levy.

The General Operating Millage Rate to be levied by the County on July 1, 2020, to support the FY 2020 budget shall not be greater than 4.4592 mills; the millage to be levied by the County on July 1, 2020 to support the FY 2020 budget of the Martha T. Berry Medical Care Facility shall not be greater than 0.1000 mills as authorized by PA 280 of 1939; the voted Veterans Millage to be levied by the County on December 1, 2019, to support the FY 2020 budget shall be 0.0674 mill; and the Drain Debt Millage levied by the County in December of previous years to fund the following year's drain debt service requirements will not be levied on December 1, 2019 due to the availability of restricted funds in the debt service fund.

The General Operating Millage Rate to be levied by the County on July 1, 2020, to support the FY 2020 budget shall not be greater than 4.4592 mills, the voted Veterans Millage to be levied by the County on December 1, 2019, to support the FY 2020 budget shall be 0.0674 mill, and the Drain Debt Millage levied by the County in December of previous years to fund the following year's drain debt service requirements will not be levied on December 1, 2019 due to the availability of restricted funds in the debt service fund.

Section 7. Cigarette and Liquor Taxes.

- A. 12/17th of the cigarette tax distributions received from the State of Michigan pursuant to 1987 PA 264, as amended, MCL 141.471 et seq., shall be used by the Health Department to fund existing or new health related programs as provided in that statute and the remaining 5/17th shall be used by the Sheriff Department for Jail Operations.
- B. One half (50 percent) of the liquor tax distributions received from the State of Michigan will be designated for use in substance abuse programs in accordance with 1985 PA 106, as amended, MCL 207.621 et seq.

Section 8. Grant and Donation Carryovers. Unexpended balances of grants and donations that do not require a General Fund match shall carry over to successive fiscal years until the purpose of the program is completed or otherwise terminated.

Section 9. Fund Transfers. The County Executive, Countywide Elected Officials, Departments and Agencies shall have authority to transfer funds as follows (i) from or to any line item within each of the budgetary centers in an amount up to \$35,000 or 5.0 percent of the budget in that budgetary center known as a department number, whichever is less, and (ii) to or from any line item for internal service costs between the budgetary centers known as a department number. Multiple related expenditures shall be aggregated and subject to the limitation of \$35,000 or 5.0 percent, whichever is less for the budget year.

Section 10. Additional Authorization May Be Required.

- A. Funding for Capital Improvements has been budgeted under the Capital Outlay line item in the "Non-Departmental" fund 932. Any transfer from that Capital Outlay line item in Department 932 into the Capital Improvement Plan fund requires prior Board approval, which must be in full compliance with Board's Capital Improvement Plan Funding Policy, except that any transfer under \$35,000 from the Capital Outlay line item in Department 932 for a specific project which total project cost is under \$35,000 may be allowed without prior Board approval; transfers under \$35,000 made under this exception shall not be divided, separated, sequenced, phased, or otherwise broken-up in a manner to avoid the requirement prior Board approval.
- B. Budget amendments shall be required when the award amount of any federal, state or private grant fund increases or decreases by \$35,000 or more. Such budget amendments shall include details about the amount of the grant, the amounts and sources of any required local matching funds and a brief synopsis of any restrictions on or requirements for their use. Budget amendments shall not be required when the award amount of any federal, state or private grant increases or decreases by less than \$35,000. However, any such decreases that result in service delays, disruptions or other negative impact shall be reported to the Commission within the Quarterly Report. Budget amendments necessitated by changes in grant award amounts related

to food and immunization programs are exempt from this clause and the Executive shall have the authority to make such amendments as needed.

- C. This ordinance does not authorize any employment severance or employment separation payments. Routine payments made on employment separation for accrued and due annual leave, sick leave, longevity payments, or cost of living allowances may be made only as required by applicable collective bargaining agreements or personnel policies. No funds without prior Commission approval may be used to pay any amounts pursuant to any contract with (i) a person who is currently, or within 1 year of the date of the contract, was a Public Servant of the County; or (ii) an entity in which a person who is currently a Public Servant, or who was a Public Servant within 1 year of the date of the contract, is a partner, officer, director, member, principal, or owner of 10 percent or more of the entity or its stock. Additionally, no funds may be used to pay any amounts pursuant to any contract if the Macomb County Ethics Board finds that the substance or execution of said contract did not comply with the letter or spirit of the county's ordinances or policies, including but not limited to the county's Ethics Ordinance.
- D. Nothing in this ordinance is or should be construed to be approval of any contracts or any appointments requiring Commission approval. All contracts and appointments requiring Commission approval shall be submitted to the Commission in accordance with all applicable laws, rules, ordinances, and resolutions.
- E. Commission approval shall be required for any lawsuit settlement.
- F. The Executive shall submit to the Commission budget amendments for any lawsuit settlements resulting in payments to or from the County.
- G. The Director of Legislative Affairs for the Board of Commissioners shall be given real-time, read-only access to the financial software program the County uses

Section 11. Penalties and Consequences.

- A. Any expenditure, purchase, or contract that is made in violation of this ordinance shall be null and void.
- B. Any expenditure, staff hiring, purchase, or contract in violation of this ordinance is unauthorized. Any such payments made in violation of this ordinance shall be recoverable by the County.
- C. Any action taken by any "Public Servant" (as defined in the Charter) in violation of this ordinance will be ultra vires and outside the scope of office or employment.
- D. Any Public Servant taking any action in violation of this ordinance may be subject to personnel action in accordance with County policies and collective bargaining agreements.
- E. It is misfeasance in office for any Public Servant to take any action in violation of this ordinance.

Section 12. Interpretation and Severability.

- A. The wording of this ordinance shall control any inconsistency between it and any chart or table included within or attached to this ordinance or any inconsistent wording in the Adopted Budget.
- B. If any portion of any provision or any section of this ordinance is determined to be invalid or unenforceable, it shall not affect the validity of the remaining portions of such provision or section.

Section 13. Effective Date. This ordinance shall become effective immediately upon publication of a notice of enactment.



BOB SMITH
Chair, Board of Commissioners



FRED MILLER
Clerk/Register of Deeds

Adopted: December 4, 2019
Published: December 6, 2019
Vetoed: December 17, 2019
Overridden: December 19, 2019

MACOMB COUNTY, MICHIGAN

Budget Discussion and Analysis

Fiscal Year 2020

About This Document

The 2020 budget has been prepared with two goals in mind. One is to present to the public a document that outlines the services provided by the County, and the resources allocated to provide those services, in a transparent and easily understandable manner. The second is to present a financial plan that the departments and elected officials can use to meet their organizational goals and objectives. As such, the budget is meant to serve as a policy document, an operations guide, a financial plan and a communication device.

Profile of the County

Macomb County was incorporated in 1818 and includes an area of 482 square miles with the county seat located in the City of Mt. Clemens. The County operates under a Home Rule Charter that provides for both executive and legislative branches of government. The executive branch is directed by an elected County Executive, who serves as the Chief Administrative Officer of the County and directs the operations of all departments except the Sheriff, Prosecuting Attorney, Public Works, County Clerk/Register of Deeds, the Circuit and District Courts and the Board of Commissioners, which are all operated by separately elected officials. The legislative branch is directed by a 13 member elected Board of Commissioners. The County provides many services to residents, including law enforcement, administration of justice, community development and enrichment, parks and recreation and human services.

Macomb is the state's third most populous county. Geographically situated in Southeast Michigan, Macomb County is a thriving suburb of the City of Detroit. While located in the Great Lakes Region, the county is within 500-miles of one-half of the United States' population and most of Southwestern Ontario. Within just 250 miles are the cities of Chicago, Cleveland and Toronto. The county is linked to these important destinations by an extensive transportation network of highway, rail and air services. Macomb's southeastern boundary lies on the western shore of Lake St. Clair. This 430-square-mile lake links lakes Huron and Erie, providing access to the St. Lawrence Seaway, which is among the world's busiest international waterways.

With approximately 34,000 acres of industrial and institutional land, Macomb County is well positioned for growth. It is significant to note that the county has sufficient sewer and water capacity in place to serve all of its largely undeveloped northern reaches. Today, new development of full-service industrial parks, manufacturing plants, office centers, Research & Development facilities, retail centers and residential construction continue to expand the county's economic base. These locational advantages, coupled with the presence of a highly skilled labor force and a strong local economy all help to establish Macomb County as a location of choice for those businesses engaged in engineering, research and development and advanced manufacturing.

MACOMB COUNTY, MICHIGAN

Budget Discussion and Analysis

Fiscal Year 2020

Profile of the County (concluded)

Macomb County's labor force is its most valued resource. From those with college degrees and high-tech training to skilled-trades-persons, Macomb's labor force of over 400,000 is smart and productive. The county has a rich tradition of manufacturing, and continues to be a major manufacturing center. However, a shift in the economy during the 1990s produced a significant increase in service sector employment. The percentage of county jobs in the manufacturing sector decreased from 35 percent in 1980 to nearly 20 percent in 2010, with the service sector now employing approximately 45 percent. Adding definition to Macomb's robust and diverse labor force is an agricultural heritage most evident in the northern portions of the county, where second-and-third-generation farmers maximize nature's wealth.

Higher education is a priority of Macomb County residents. This is directly reflected in the broad range of degree and technical certificate programs that are made available to them. Macomb Community College, with campuses in Warren and Clinton Township is the county's leading post-secondary educational institution. The nearly 48,000 students enrolled annually at the college have a choice of almost 200 options for securing degrees and certificates. The college also offers continuing education courses, career counseling, cultural activities and community services. The college also operates the 1,271-seat Macomb Center for the Performing Arts, which is one of the finest facilities of its kind in the state. The center brings a diversity of cultural arts experiences to nearly 260,000 patrons annually.

Health care services in Macomb County include five general hospitals with a capacity of over 1,400 beds to serve the area. **Henry Ford Health System** operates three Henry Ford Macomb hospitals within the county, in Clinton Township, Warren and Mount Clemens. They offer several "Centers of Excellence," including the Josephine Ford Cancer Center, and the Heart and Vascular Institute, which offers highly specialized robotic cardiac surgery. **Mount Clemens Regional Medical Center**, a subsidiary of McLaren Health Care, offers several well-regarded specialty centers within the hospital. Prominent among them are the Mat Gaberty Heart Center and the Ted B. Wahby Cancer Center, both of which offer comprehensive diagnostic and surgical services. **St. John Providence Health System** has established "Centers of Excellence" for a wide range of in-patient and out-patient services at St. John Macomb-Oakland Hospital in Warren. These include Behavioral Medicine Services, Cancer Care, Cardiology Services, Emergency Center, Physical Medicine and Rehabilitation Services, Surgical Services and Women's Health Services and the state-of-the-art Webber Cancer Center.

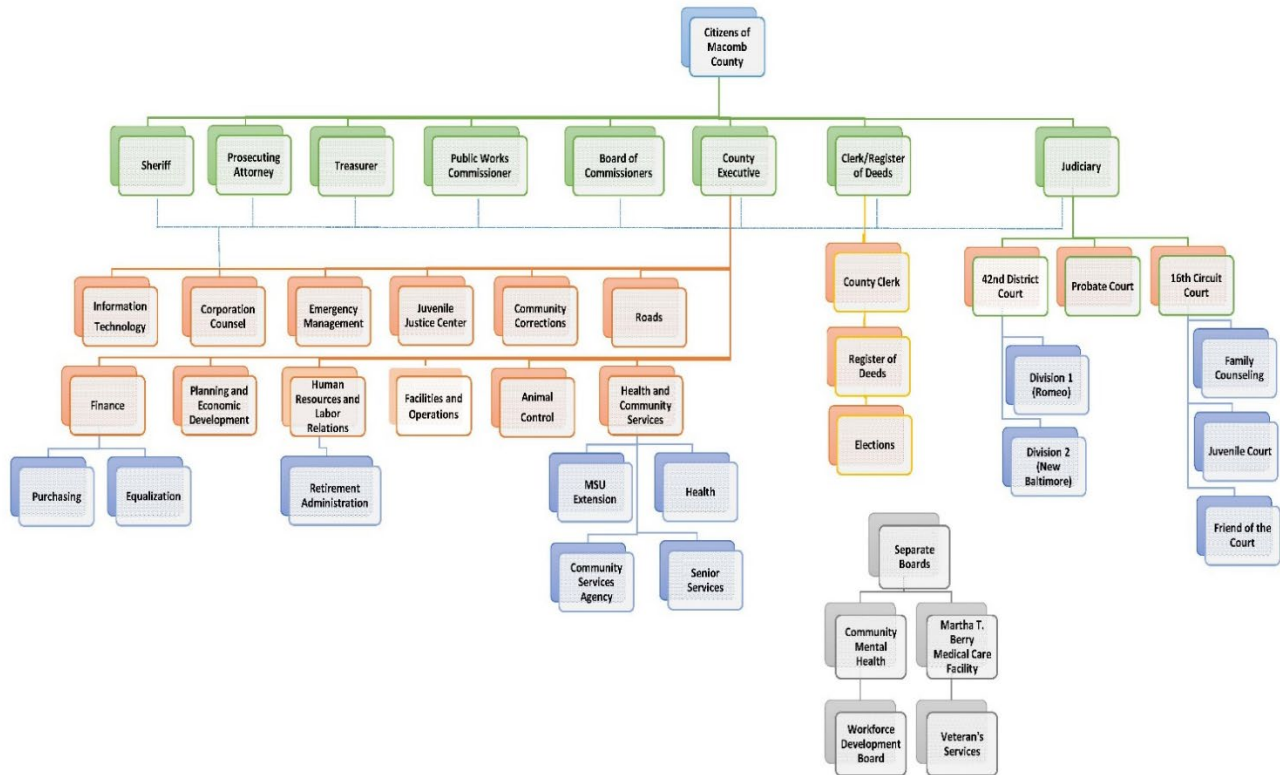
There are 17,000 acres of land in Macomb County devoted to outdoor recreation including picnic areas, hiking trails, fishing sites, beaches, and boating facilities. Approximately thirty-miles of shoreline along Lake St. Clair provide access to fun and sports on the waters of the Great Lakes. With approximately 57,000 registered pleasure craft and over 100 public and private marinas, Macomb County hails as the state's boating capital.

MACOMB COUNTY, MICHIGAN
Budget Discussion and Analysis
Fiscal Year 2020

Organizational Structure of the County

As mentioned previously, the County Executive is responsible for administering the budget and overseeing the day to day operations of many functions throughout the County, including the Health Department, Department of Roads, Juvenile Justice Center and support departments such as Finance and Human Resources. In addition, several functions of the County fall under the responsibility of separately elected county-wide officials. These include the Board of Commissioners, Courts, Clerk/Register of Deeds, Prosecuting Attorney, Public Works Commissioner, Sheriff and Treasurer. These are mostly statutory functions and each elected official is directly accountable to the residents of the County and is responsible for discharging their statutory functions in accordance with State laws and regulations, within the financial resources allocated to them by the Board of Commissioners. Neither the Board of Commissioners nor the County Executive has oversight responsibility over the operations of these elective offices. However, county-wide elected officials share a commitment to the commonly understood purpose of county government to provide responsive, efficient, transparent and ethical government services to the residents of Macomb County. An organizational chart of the County is presented below.

**MACOMB COUNTY, MICHIGAN
Organizational Chart**



MACOMB COUNTY, MICHIGAN
Budget Discussion and Analysis
Fiscal Year 2020

Fund Structure and Basis of Accounting

The accounts of the County are organized on the basis of funds, each of which is considered a separate accounting entity. The operations of each fund are accounted for with a separate set of self-balancing accounts that comprise its assets, liabilities, fund equity, revenues and expenditures, or expenses as appropriate. Government resources are allocated to and are accounted for in individual funds based upon the purpose for which they are to be spent and the means by which spending activities are controlled. The budgeted funds of the County are classified into two broad categories: governmental and enterprise. Budgets are prepared for the following fund types:

Governmental Funds

General Fund – The General Fund is the general operating fund of the County. It is used to account for all financial resources except those required to be accounted for in other funds.

Special Revenue Funds – Special revenue funds are used to account for the proceeds of specific revenue sources (other than expendable trusts or major capital projects) that are legally restricted to expenditure for specific purposes.

Debt Service Funds – Debt service funds are used to account for the accumulation of resources for, and the payment of, principal, interest and related costs of general long-term debt not being accounted for in proprietary funds.

Proprietary Funds

Enterprise Funds - Enterprise funds are used to account for the activities of the County's business-type activities. The operations of these funds are financed primarily through user fees that are intended to recover the cost of services provided.

Governmental funds are accounted for using the modified accrual basis of accounting. Revenues of governmental funds are recognized when they become both measurable and available. "Measurable" means that the amount of the transaction can be determined and "available" means collectible within the current period or soon enough thereafter to be used to pay liabilities of the current period. For this purpose, the County considers revenues to be available if they are collected within 60 days of year-end. Property taxes are recognized as revenue in the period for which they are levied. Federal grants, state distributions and grants and interest earned are recognized as revenue in the period they become both measurable and available. Licenses and permits, fines and forfeitures and other revenues are recorded when received in cash because they are generally not measurable until actually received. Expenditures are generally recognized under the modified accrual basis of accounting when the related fund liability is incurred, with the exception of principal and interest on general long-term debt, which is recognized when due.

Enterprise funds are accounted for using the full accrual basis of accounting, which is the same basis of accounting used in private industry. Revenues are recognized when they are earned and their expenses are recognized when they are incurred without regard to the receipt or payment of cash or its equivalent.

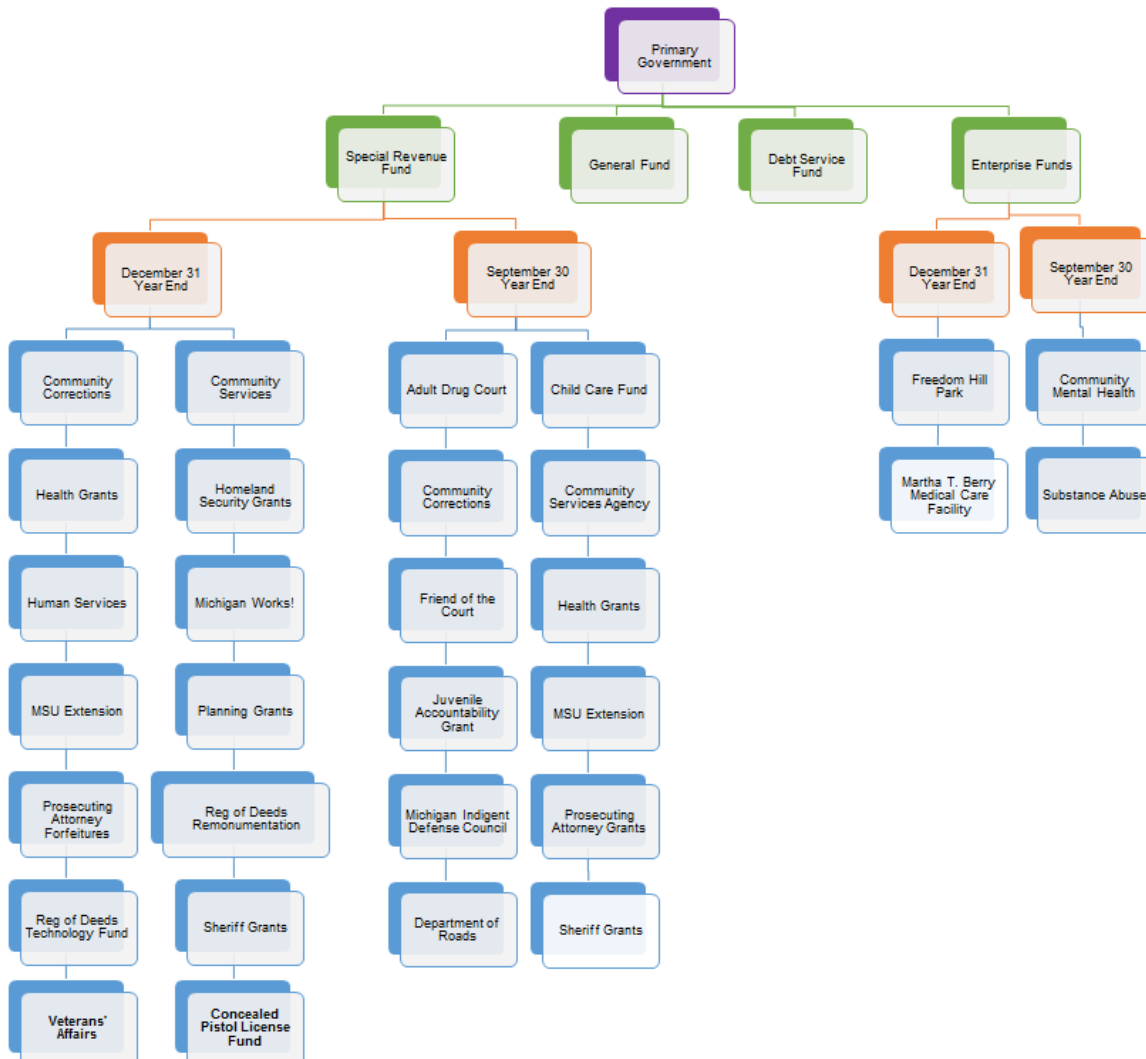
MACOMB COUNTY, MICHIGAN

Budget Discussion and Analysis

Fiscal Year 2020

The Budget Process

The annual budget serves as the foundation for the County’s financial planning and fiscal control for the upcoming year. The Appropriations Ordinance adopted by the Board of Commissioners represents the legal authorization for County agencies to procure goods and services. The County’s budgetary practices and controls are governed by both County Charter and Public Act 2 of 1968, more commonly known as the Uniform Budgeting and Accounting Act. Each require that the budget be balanced, which means that budgeted appropriations cannot exceed the total of budgeted revenues and available fund balance reserves in any individual fund. The County Charter places responsibility for appropriating funds with the Board of Commissioners while placing responsibility for preparing and administering the budget with the County Executive. The Uniform Budgeting and Accounting Act requires local units of government in the State of Michigan to adopt annual budgets for the General Fund and Special Revenue Funds. The County Executive has also elected to prepare annual budgets for the Community Mental Health, Substance Abuse, Martha T. Berry Medical Care Facility and Freedom Hill Park Enterprise Funds since these funds were classified as Special Revenue Funds prior to the implementation of GASB Statement No. 34 in 2002, as well as the Debt Service Fund. A graphical representation of the funds for which annual budgets are prepared and submitted to the Board of Commissioners for adoption is presented below.



MACOMB COUNTY, MICHIGAN

Budget Discussion and Analysis

Fiscal Year 2020

The Budget Process (concluded)

The majority of the funds and activities of the County are accounted for on a fiscal year that ends on December 31. The County is somewhat unique in that it also has certain Special Revenue and Enterprise funds that are accounted for on a fiscal year that ends on September 30. The County Charter requires the County Executive to submit a comprehensive balanced budget to the Board of Commissioners at least 90 days before the beginning of each fiscal year. Budget worksheets are distributed to department heads and elected officials approximately seven months before the beginning of the fiscal year and returned to the Finance Department 4-6 weeks later. The information is compiled and a recommended budget is submitted to the Board of Commissioners no later than 90 days before the beginning of the upcoming budget year. The budget is discussed further over the next 45-60 days, including formal discussions with the Finance Committee during that time. A public hearing is held approximately 2-4 weeks after budget hearings are completed and the final budget is voted on by the Board of Commissioners that same day. Appropriations approved by the Board of Commissioners are considered maximum spending authority and not a mandate to spend the entire amount appropriated. As a result, this allows for further savings to be achieved throughout the year.

Budget Amendments

The County Executive shall have authority to transfer funds as follows (i) from or to any line item within each of the budgetary centers in an amount up to \$35,000 or 5.0% of the budget in that budgetary center, whichever is less, and (ii) to or from any line item for internal service costs between the budgetary centers. Multiple related expenditures shall be aggregated and subject to the limitation of \$35,000 or 5.0%, whichever is less for the budget year. In addition, Budget amendments shall be required when the award amount of any Federal, State or private grant fund increases or decreases by \$35,000 or more. Budget amendments shall not be required when the award amount of any Federal, State or private grant increases or decreases by less than \$35,000. Budget amendments necessitated by changes in grant award amounts related to food and immunization programs are exempt from this clause and the County Executive shall have the authority to make such amendments as needed.

Financial Policies

Fund Balance Policy - The Administration recognizes that fund balance is critical to long-term stability and has prided itself on maintaining a healthy level of fund balance in the General Fund and is committed to doing so into the future. Therefore, the following fund balance objectives have been instituted by the Administration:

- ✓ A fund balance in the General Fund equal to at least 20% of budgeted General Fund expenditures shall be maintained in the General Fund.
- ✓ In the event that the fund balance of the General Fund falls below the 20% threshold after actual results are known for any given year, the County Executive shall be responsible for restoring it to the 20% level within the immediately following three budget cycles.

MACOMB COUNTY, MICHIGAN

Budget Discussion and Analysis

Fiscal Year 2020

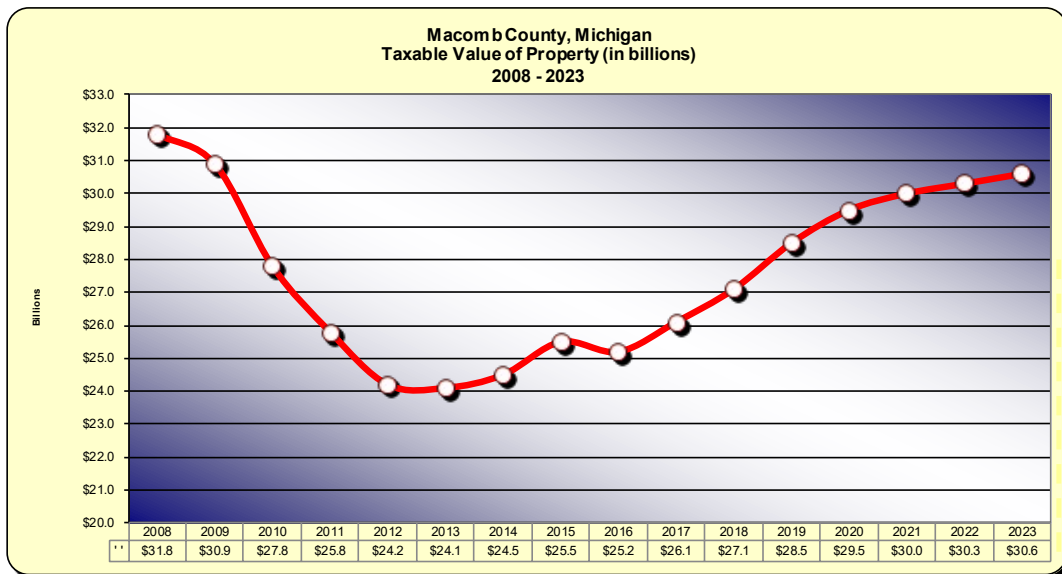
Financial Policies (concluded)

Debt Policy - State law mandates that outstanding general obligation debt may not exceed 10% of the assessed valuation of property in the County. Assessed valuation is equal to 50% of market value. The County Charter requires all new debt issues to be approved by the Board of Commissioners. The Administration further strives to prudently manage its debt through the following guidelines.

- ✓ Annual debt service requirements supported by the General Fund and related to debt issued for capital purposes shall not exceed 5% of General Fund expenditures in any given year.
- ✓ The length of new debt issues shall not exceed the useful life of the underlying capital assets.
- ✓ The length of a refinancing issue shall not exceed the remaining life of the original issue being refinanced.

Major Issues Affecting the Budget

Property Values - Property taxes are the primary source of revenue for the General Fund (53%). The County enjoyed healthy increases in taxable values of 6% per year, on average, from the mid 1990s through the mid 2000s. Taxable values began to stagnate in 2008 and declined 26.7% for the period 2008-2013 but recovered since, with the taxable values increasing 18.0% from 2013-2019. **Taxable values are estimated to increase 3.5% in 2020, 2.00% in 2021 and 1.0% in 2021 as the economy continues to shows signs of slowing down.** Each 1% change in property values equates to approximately \$1.3 million in property tax revenue to the General Fund. Every governmental unit in the State is challenged by a State law known as Proposal A, which was enacted in 1994 and places limits on the annual increase in taxable value. Prior to Proposal A, property was taxed on its State Equalized Value (SEV), which represents approximately 50% of market value. Proposal A created a new value called Taxable Value, which was set at the same amount as SEV at its inception. Under Proposal A, SEV increases at market rates while the growth in taxable value is limited to 5% or the rate of inflation, whichever is less. As a result, property tax revenues recover very slowly after periods of rapid loss.



MACOMB COUNTY, MICHIGAN
Budget Discussion and Analysis
Fiscal Year 2020

Major Issues Affecting the Budget (continued)

Fringe Benefits – The County offers its employees a generous package of fringe benefits, including health care and dental coverage when employed, health care in retirement and a defined benefit pension plan. The County has enacted several changes to its benefit structure in the past several years to address increasing costs, including

- Increasing the vesting period for retiree health care from 8 to 15 years for employees hired on or after January 1, 2006
- Moved Medicare eligible retirees from a self-insured plan to a premium based product in 2010
- Employees hired on or after January 1, 2012 pay monthly premiums of \$100 to \$200 per month toward health care depending on coverage.
- Eliminated retiree health care for spouses of employees hired on or after January 1, 2012.
- Vesting period for pension benefits increased from 8 years to 15 years for employees hired on or after January 1, 2012.
- Retiree health care plan designs will be the same as those of employees for employees hired on or after January 1, 2012 and current employees that retire after November 1, 2013.
- Effective January 1, 2016, new hires will no longer be eligible for retiree health care.
- Effective January 1, 2016, new hires will be eligible to participate in a defined contribution pension plan.

Until 2015, the County had not pre-funded its annual required contribution to the General County Retiree Health Care plan since 2003. The closure of the plan to new hires effective January 1, 2016 resulted in a reduction in the unfunded liability from \$549 million to approximately \$263 million. The County issued bonds in March 2015 to fully fund the liability. The General Fund and Delinquent Tax Revolving Fund also made one-time contributions of \$29 million and \$30 million, respectively, to prefund future normal costs.

Capital Improvements - Aging infrastructure continues to be a major concern of the Administration. The County's 5 year capital plan calls for \$47.0 million in projects for the period 2020-2024, with \$5.5 in projects scheduled for 2020.

MACOMB COUNTY, MICHIGAN
Budget Discussion and Analysis
Fiscal Year 2020

Personnel Changes

A total of 19.0 new full time equivalents are being recommended by the County Executive and have been included in the 2020 budget as indicated below. All of the new positions are fully funded by sources other than the General Fund.

Position Changes for Fiscal 2020					
Department	FTE	Value		Funding Source	
		Incl Benefits	General Fund	Grant/Other Revenue	
Health Department Grant Fund					
Public Health Nutritionist	1.0	\$ 75,200	\$ -	\$ 75,200	
Lactation Specialist	1.0	69,000	-	69,000	
Public Health Nurse	1.0	84,300	-	84,300	
Office Assistant Senior	(1.0)	(56,200)	-	(56,200)	
Public Health Nurse (PT)	(0.5)	(39,000)	-	(39,000)	
Indigent Defense Fund					
Indigent Defense Administrator	1.0	135,900	-	135,900	
Staff Attorney	2.0	211,400	-	211,400	
Office Assistant Senior	2.0	141,300	-	141,300	
Prosecuting Attorney Grant Fund					
Victim Witness Advocate	4.0	304,650	-	304,650	
Office Assistant Senior	1.0	60,800	-	60,800	
Victim Advocate (PT)	0.5	27,450	-	27,450	
Public Works (General Fund)					
GIS Asset Manager	1.0	99,600	-	99,600	
Roads Fund					
Civil Engineer 3	1.0	152,844	-	152,844	
Assistant Foreman	1.0	134,834	-	134,834	
Department Clerk	1.0	97,487	-	97,487	
Register of Deeds Automation Fund					
Office Assistant Senior	3.0	182,700	-	182,700	
	19.0	\$ 1,682,265	\$ -	\$ 1,682,265	

MACOMB COUNTY, MICHIGAN

Budget Discussion and Analysis

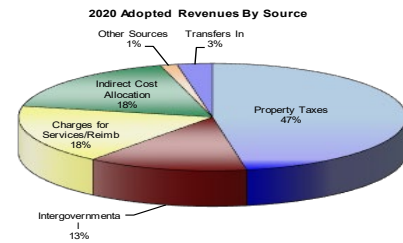
Fiscal Year 2020

The General Fund

The General Fund is the primary operating fund of the County. It is responsible for funding virtually all law enforcement and justice functions, including the Courts, Juvenile Justice, Sheriff, Prosecuting Attorney and support services such as Finance and Human Resources. The General Fund is also responsible for funding the majority of the operations of the County's other elected officials, including the County Executive, Clerk/Register of Deeds, Treasurer, Board of Commissioners and the Public Works Commissioner. As a result, it is the focal point of the budget. The 2020 General Fund expenditure budget as amended totals \$277,771,200, an increase of \$2,448,220 or 0.9% from the amended fiscal 2019 budget. Revenues of \$277,939,500 represent a 2.8% increase over fiscal 2019. A summary of revenues by source and expenditures by function and category for fiscal 2020, 2021 and 2022 is presented below:

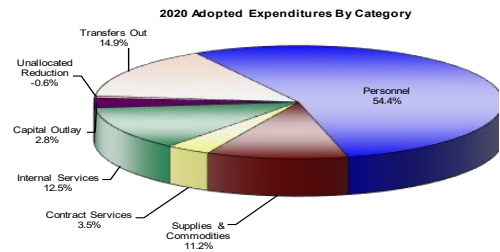
**Macomb County, Michigan
General Fund Revenues By Source**

	2020 Adopted	2020 Amended	2021 Forecast	2022 Forecast
Property Taxes	\$ 131,094,600	\$ 131,094,600	\$ 133,709,400	\$ 134,993,000
Intergovernmental	37,230,400	37,230,400	36,460,600	36,693,100
Charges for Services/Reimb	49,140,400	49,140,400	46,788,500	46,102,400
Indirect Cost Allocation	48,389,000	48,389,000	48,372,300	48,372,300
Other Sources	3,910,900	3,910,900	3,486,000	3,167,400
Transfers In	8,174,200	8,174,200	8,004,200	8,004,200
Total	\$ 277,939,500	\$ 277,939,500	\$ 276,821,000	\$ 277,332,400



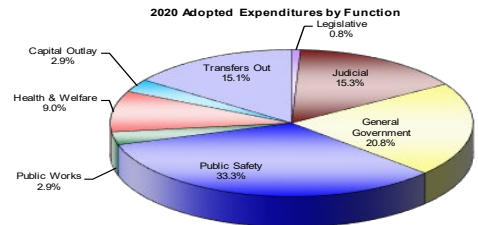
**Macomb County, Michigan
General Fund Expenditures By Category**

	2020 Adopted	2020 Amended	2021 Forecast	2022 Forecast
Personnel	\$ 153,087,800	\$ 153,087,800	\$ 156,681,000	\$ 159,918,300
Supplies & Commodities	31,501,000	31,501,000	30,966,800	31,425,700
Contract Services	9,972,000	9,972,000	9,901,500	9,906,400
Internal Services	35,280,300	35,280,300	35,387,300	35,615,400
Capital Outlay	7,939,300	7,939,300	13,875,600	12,391,300
Unallocated Reduction	(1,711,100)	(1,879,400)	-	-
Transfers Out	41,870,200	41,870,200	42,240,200	42,643,300
Total	\$ 277,939,500	\$ 277,771,200	\$ 289,052,400	\$ 291,900,400



**Macomb County, Michigan
General Fund Expenditures By Function**

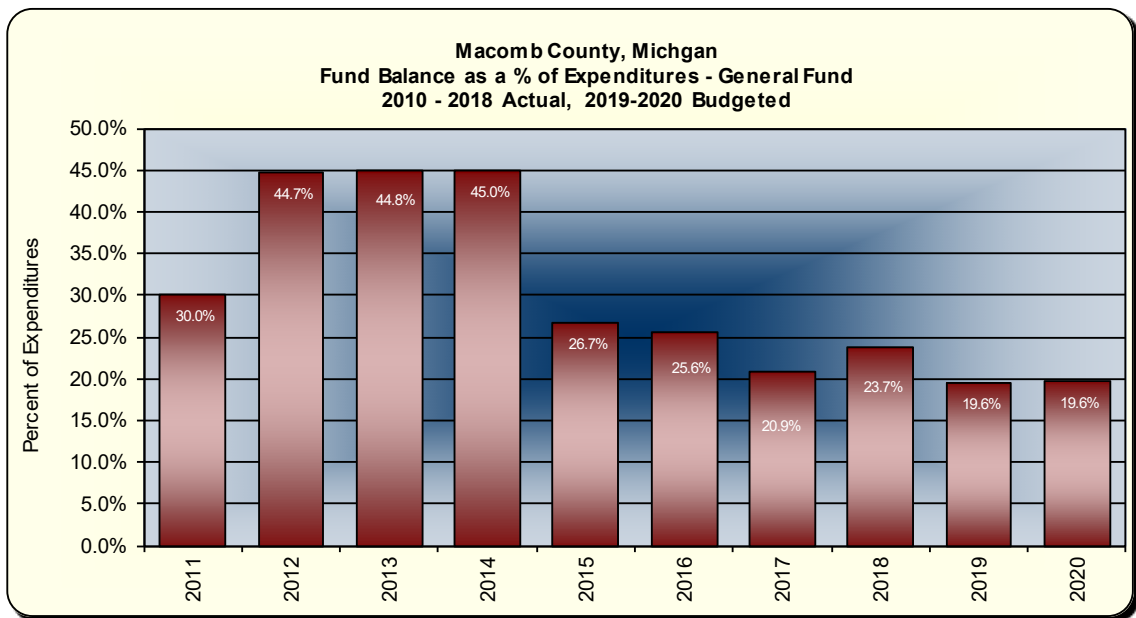
	2020 Adopted	2020 Amended	2021 Forecast	2022 Forecast
Legislative	\$ 2,163,700	\$ 2,142,100	\$ 2,192,400	\$ 2,219,500
Judicial	42,636,400	42,527,700	43,668,800	44,337,200
General Government	57,743,300	58,378,200	59,359,400	60,691,800
Public Safety	92,580,800	92,108,500	93,927,600	95,310,700
Public Works	7,956,900	7,877,300	8,139,600	8,211,700
Health & Welfare	25,048,900	24,927,900	25,648,800	26,094,900
Capital Outlay	7,939,300	7,939,300	13,875,600	12,391,300
Transfers Out	41,870,200	41,870,200	42,240,200	42,643,300
Total	\$ 277,939,500	\$ 277,771,200	\$ 289,052,400	\$ 291,900,400



MACOMB COUNTY, MICHIGAN
Budget Discussion and Analysis
Fiscal Year 2020

The General Fund (concluded)

Fund Balance - Preservation of fund balance is critical for the future. The County has prided itself on maintaining a healthy level of fund balance in its various operating funds. Industry guidelines recommend a fund balance of approximately 10 - 15% of annual expenditures in any given fund. The audited spendable fund balance of the General Fund was \$54.6 million as of December 31, 2018 and represented 23.7% of expenditures. The ratio is budgeted to decrease to approximately 19.6% by the end of fiscal 2019 and remain at 19.6% by the end of fiscal 2020. A graphical representation of the level of fund balance as a percentage of expenditures for the last 10 years is presented below.



Special Revenue Funds

Community Corrections - The Community Corrections department administers programs that provide alternatives to incarceration. It receives approximately 50% of its support from Federal and State grants and 50% of its support from the General Fund and has a budget of \$199,400 for fiscal 2020. The General Fund contribution for 2020 is \$199,400, an increase of \$22,238 over amended 2019.

Community Action Grants - The Community Action Grant fund is funded almost entirely by Federal funds and receives no financial support from the General Fund. In addition, the Community Action Department is responsible for administering the Community Development Block Grant program. The budget for the year ending December 31, 2020 is \$9,782,065, an increase of \$207,025 from amended 2019.

MACOMB COUNTY, MICHIGAN
Budget Discussion and Analysis
Fiscal Year 2020

Special Revenue Funds (continued)

Health Grants – This fund is supported entirely by State grants primarily for the purpose of administering a variety of water quality monitoring programs. The budget for 2020 is \$61,100, a decrease of \$3,203 from the amended 2019 budget.

Homeland Security Grants – This fund is supported entirely by Federal grants for the purpose of purchasing emergency response equipment and creating emergency response plans for the County and local municipalities. The budget for 2020 is \$6,033,000 a decrease of \$5,095,066 from the amended 2019 budget.

Michigan Works! - This fund is supported entirely by State and Federal funds utilized for the purpose of integrating those facing barriers to employment into the labor force through training and employment support services. The budget for 2020 is \$4,635,900, an increase of \$96,432 from amended 2019.

MSU Extension - This fund is supported entirely by reimbursements from local communities and residents that utilize services. The budget for 2020 is \$33,800, a decrease of \$3,175 from amended 2019, which is attributable to decreasing the use of fund balance to reserve money to continue to provide services in the future.

Planning Grants - This fund is administered by the Planning and Economic Development Department and receives grants from Federal agencies for coastal water and marshland restoration, brownfield development and small business development. In addition to Federal funding, this fund is used to account for the proceeds from the sale of aerial maps. The budget for this fund in 2020 is \$184,000, a decrease of \$433,016 from amended 2019 due in large part to the discontinuation of several grant programs.

Prosecuting Attorney Grants - This fund is supported entirely by Federal Equitable Sharing forfeiture funds used primarily for employee training and other forfeitures used to enhance law enforcement. The budget for this fund in 2020 is \$217,500, a decrease of \$7,500 from amended 2019.

Register of Deeds Remonumentation Fund - The Register of Deeds Remonumentation Fund was established pursuant to Section 2567a of the Revised Judicature Act, and the State Resurvey and Remonumentation Act, MCL 54.261 et seq. This legislation authorizes the Register of Deeds in each county to collect additional recording fees which are turned over to the State and used to provide grants to counties to fund the Remonumentation Grant Program. The purpose of this grant program is to survey and verify the location of corner markers, or “monuments”, of all township sections within the County with satellite technology to assure accurate property boundaries, road alignments, subdivision layouts and plat descriptions. The grant funds are administered by the Register of Deeds and used to acquire technology and professional surveyor services to verify the position of each corner marker, which represents one square mile; there are thirty-six sections in each township. The Remonumentation grant program began in 1993 and has been legislatively extended to 2023. After completion of the Remonumentation work, the program will continue to pay for maintenance. The proposed budget for 2020 is \$233,100, which is a decrease of \$13,962 from amended 2019.

MACOMB COUNTY, MICHIGAN
Budget Discussion and Analysis
Fiscal Year 2020

Special Revenue Funds (continued)

Register of Deeds Technology Fund - The Register of Deeds Technology Fund was created in 2003 pursuant to Public Act 698 of 2002, which authorizes the Clerk/Register of Deeds to collect additional recording fees solely for use and expenditure by the Clerk/Register of Deeds Office. The revenue generated from the increased fees is administered by the Clerk/Register of Deeds for the purpose of “upgrading search capabilities” which includes the implementation of systems and procedures related to recording, indexing, certifying and storing documents, maps, plats, and other items recorded by the Register of Deeds. The proposed budget for 2020 is \$736,300, the majority of which is spent on contractual services related to enhancing online search capabilities, digital imaging and the establishment of a tract index.

Concealed Pistol Licenses Fund (CPL) - The CPL Fund was created in 2016 pursuant to Public Act 3 of 2015, which authorizes the Clerk/Register of Deeds to collect a portion of revenue from concealed pistol license applications for the sole purpose of supporting costs associated with the processing of these applications. The proposed budget for 2020 is \$403,000, an increase of \$252,144 from amended 2019. There is no County support in this fund.

Sheriff Grants – The Sheriff Grant Fund is funded through forfeitures, charges for services and State and Federal grants. The budget for 2020 is \$345,000, a decrease of \$1,100,162 from the amended 2019 budget.

Veterans Services – The Department of Veterans’ Services is supported by a special property tax millage of .0682 mills. The budget for 2020 is \$1,778,000, an increase of \$123,361 from the amended 2019 budget.

Circuit Court Programs – The Adult Drug Court, Mental Health Court, Veterans Treatment Court, and DCP state and federal programs, provide intensive probation and treatment to low-risk offenders and allows participants to avoid incarceration. There are on average 35-40 participants in the program at any point in time, who otherwise would have been sentenced to jail or prison. Participants in the program have avoided more than 19,000 jail bed days and over 20,000 prison bed days since January 1, 2008. Expenditures for 2020 are \$416,000, an increase of \$130 over amended fiscal 2019. The General Fund appropriation to the Circuit Court Programs for 2020 is \$108,400, an increase of \$9,400 from amended 2019. The Specialty Courts are administered by the Circuit Court and represent approximately 1% of the total budget of the Circuit Court.

Child Care Fund - The Child Care Fund is used to account for the costs associated with the detention of individuals under the age of 18 convicted of criminal offenses, treatment programs intended to rehabilitate juvenile offenders and foster care for those under the age of 18. The State of Michigan provides 50% of the funding for allowable Child Care Fund expenditures, net of other grants and reimbursements, and the General Fund provides the other 50%. The gross budget of \$19,596,700 for 2020 represents a 1.1% decrease from fiscal 2019. The General Fund appropriation to the Child Care Fund for 2020 is \$11,745,900, an increase of \$1,388,346 over amended 2019.

Community Corrections – The Community Corrections program provides local, community-based alternatives to incarceration that promote public safety and relieve jail overcrowding while at the same time holding offenders accountable and improving their ability to live lawfully and become productive members of society. The program employs eleven (11) full-time positions and approximately 80% of its funding is provided through grants from the State of Michigan. Spending levels requested for 2020 decreased by \$55,243 from 2019. The General Fund appropriation requested for 2020 is \$349,900, an increase of \$1,638 from amended 2019.

MACOMB COUNTY, MICHIGAN
Budget Discussion and Analysis
Fiscal Year 2020

Special Revenue Funds (continued)

Community Action – The Community Action Agency provides a wide array of services to residents of the County, including, but not limited to, Meals on Wheels, Senior Citizens nutrition, income tax preparation for the elderly, transportation services, home injury control, household weatherization improvements and Head Start. Approximately 83% of the funding for Community Services comes from State and Federal grants as well as outside source revenue. The General Fund appropriation requested for fiscal 2020 is \$4,054,200, an increase of \$133,622 from amended 2019.

Friend of the Court - The mission of the Macomb County Friend of the Court is to fairly and efficiently enforce court orders relating to child support, health care, spousal support, parenting time and custody. Approximately 52% of the funding for the Friend of the Court is provided through a grant from the Federal government. The General Fund appropriation for 2020 is \$3,662,450, an increase of \$622,778 from amended 2019.

Health Grants – The health grants which operate on a September 30 year-end represent approximately 25% of the total budget of the Health Department. Funding for these programs is provided primarily through State and Federal grants. The General Fund appropriation of \$2,339,200 represents approximately 28% of the budget. The General Fund appropriation budgeted for 2020 is \$83,665 higher than the amended budget in 2019, primarily driven by increases in payroll due to a compensation study and corresponding adjustments done by the County. These costs will be charged to the individual programs to more accurately reflect actual costs by program.

Michigan Indigent Defense Commission - This fund is used to account for costs associated with the fair, cost-effective and constitutional defense of indigents. Revenue sources include state reimbursement as well as reimbursement of attorney fees by those individuals in need of court-appointed attorneys. Expenditures include salary and fringe benefits of sheriff employees as well as attorney fees and expert witness fees. The total budget for 2020 is \$7,121,400, an increase of \$937,123 from 2019. The General Fund appropriation for 2020 is \$2,582,900. Down \$164,850 from 2019.

MSU Extension - This fund is used to account for numerous community based educational programs in areas of foreclosure mitigation and financial literacy and is supported entirely by State and Federal grants and reimbursements from local communities. The budget for 2020 is \$20,400, a decrease of \$2,200 from amended 2019.

Prosecuting Attorney Grants – This fund is used to account for the costs associated with prosecuting cases involving child support enforcement, domestic violence and auto theft offenses. The General Fund appropriation to this fund for 2020 is \$829,752, an increase of \$14,072 over amended 2019.

Roads – The Department of Roads is funded exclusively by gasoline taxes, State and Federal grants and reimbursements from local units of government. The budget for 2020 is \$158,149,808, a decrease of \$5,342,866 from amended 2019. The Department of Roads anticipates spending 185.4 million on road repair and maintenance in 2020-2021, with \$13.4 million of that amount being funded by fund balance.

MACOMB COUNTY, MICHIGAN
Budget Discussion and Analysis
Fiscal Year 2020

Special Revenue Funds (concluded)

Sheriff Grants – This fund is utilized to account for the costs associated with specialized units involved in traffic safety enforcement, auto theft and drug-related crimes. The majority of the operations of the Sheriff's Office are accounted for in the General Fund. Approximately 83.6% of the funding for these programs is provided by State grants and charges for services. The 2020 budget provides for the continued funding of 8 positions. The General Fund appropriation to this fund is \$410,700 for 2020, a decrease of \$7,462 from amended 2019.

Veterans Grant - This fund is was created in 2019 to account for a grant from the State of Michigan to assist veterans with financial literacy and tax preparation. There is no County contribution to this fund. The budget for 2020 is \$200,000.

Enterprise Funds

Community Mental Health – The Community Mental Health Department provides behavioral health support and services to eligible residents of the County who suffer from severe mental illness, developmental disabilities and substance abuse disorders. The activities are accounted for in two funds, the Mental Health Fund and the Substance Abuse Fund, which is presented later in this document. The Mental Health Fund represents approximately 90% of the total budget of the Mental Health Department. Approximately 97.5% of the funding for the Mental Health Fund is provided by Medicare, Medicaid and the State General Fund. The remaining 2.5% is contributed by the County General Fund and is budgeted at \$3,751,994 in 2020. Active management of the Medicaid eligibility of County residents has allowed the General Fund contribution to remain relatively flat for the last three years.

Freedom Hill Park – The Freedom Hill Park was closed to the public in 2009 but was reopened and leased to an independent operator in 2013, primarily for use as a concert venue. Several weekend festivals are hosted at the park annually. The lease agreement provides that the County receive a portion of parking revenues and ticket sales. The County is responsible for grounds care, security at concerts and utilities. A budget of \$520,000 has been established for 2020. The General Fund will provide support in the amount of \$86,000. Additionally, fund balance in the Freedom Hill Park fund in the amount of \$194,000 along with \$240,000 of revenues provided for in the lease will be used to fund the operations of Freedom Hill Park in 2020.

Martha T. Berry Medical Care Facility - The Facility is funded primarily by Medicare and Medicaid as well as charges to residents. It has a staff of 305 and a bed capacity of 217. The budget for 2020 is \$30,060,400, an increase of 4.7% from 2019. The facility has not required a General Fund contribution since 2009.

Substance Abuse - The Office of Substance Abuse is managed by the Macomb County Department of Community Mental Health and provides substance abuse treatment and education services to residents of the County in both inpatient and outpatient settings and approximately 72.1% of its funding is provided in the form of Medicare, Medicaid and State General Fund appropriations. The County General Fund is required to contribute 50% of the liquor tax distributed by the State of Michigan each year and any unused contributions may be carried over to future years. The County General Fund appropriation (predominately liquor tax distribution) for 2020 is \$3,306,000, an increase of \$54,436, or 1.6%, from amended 2019.

MACOMB COUNTY, MICHIGAN
Budget Discussion and Analysis
Fiscal Year 2020

Debt Service Fund

The County's general obligation bonds are rated **AA+** by Standard & Poor's and **Aa1** by Moody's Investor Services. The County's outstanding general obligation debt supported by the General Fund is anticipated to total \$265,590,000 as of December 31, 2019. Debt service requirements for the year ending December 31, 2020 are \$26,771,444 consisting of \$17,345,000 in principal payments and \$9,666,444 in interest. Debt service requirements and outstanding balances by year through final maturity in 2035 are presented in the following schedules.

**Macomb County, Michigan
General County Long-term Debt Principal and Interest Maturities
2020-2035**

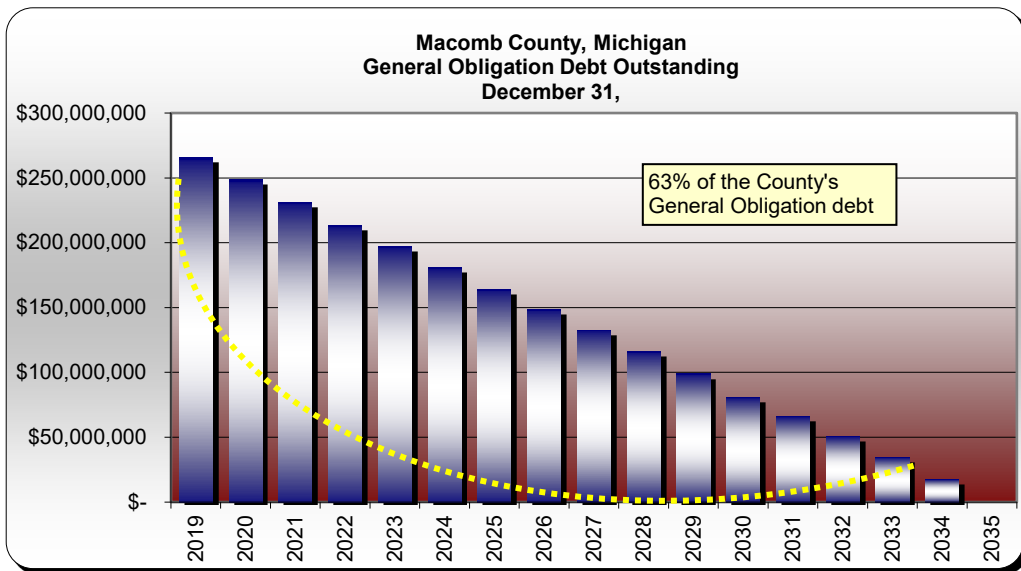
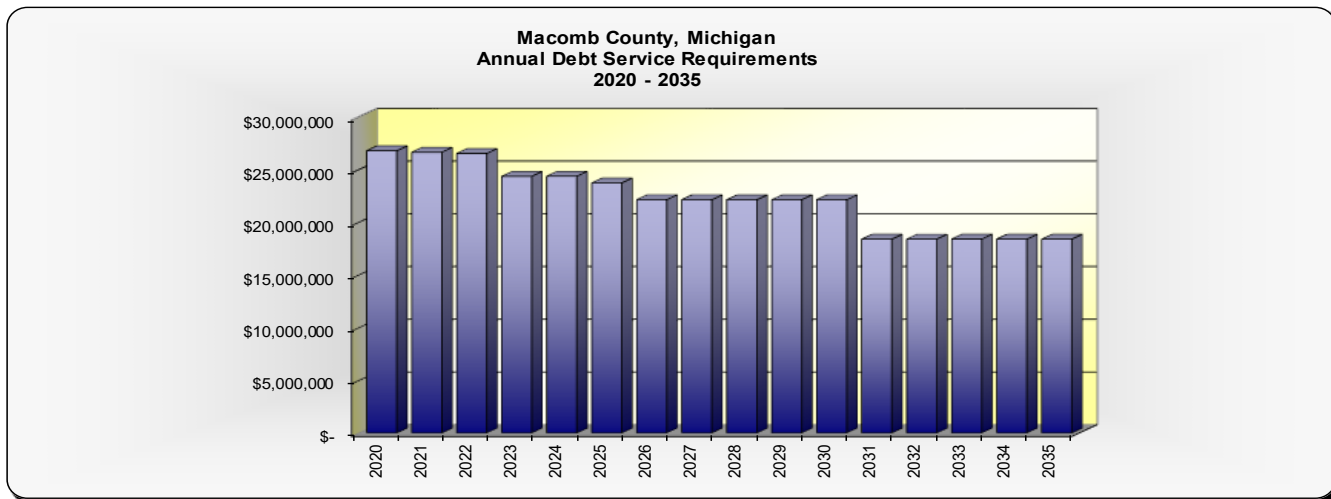
Year	Series 2005 Clemens Refunding		Series 2012 PWK/Wertz Refunding		Series 2012 80 Refi
	Principal	Interest	Principal	Interest	Principal
2020	\$ 210,000	\$ 5,250	\$ 535,000	\$ 62,850	1,410,000
2021	-	-	575,000	50,313	1,455,000
2022	-	-	565,000	36,063	1,495,000
2023	-	-	575,000	21,812	1,510,000
2024	-	-	585,000	7,312	1,555,000
2025	-	-	-	-	1,550,000
	<u>\$ 210,000</u>	<u>\$ 5,250</u>	<u>\$ 2,835,000</u>	<u>\$ 178,350</u>	<u>\$ 8,975,000</u>

Year	Series 2014 Refunding 2007 MTB/YTH Refunding		Series 2015 Central Campus Renovation	
	Principal	Interest	Principal	Interest
2020	\$ 2,020,000	\$ 209,400	\$ 2,635,000	\$ 1,099,649
2021	2,120,000	126,600	2,705,000	1,033,074
2022	2,105,000	42,100	2,770,000	964,474
2023	-	-	2,870,000	865,524
2024	-	-	2,990,000	748,324
2025	-	-	3,110,000	626,324
2026	-	-	3,220,000	515,824
2027	-	-	3,320,000	414,404
2028	-	-	3,430,000	304,689
2029	-	-	3,545,000	188,272
2030	-	-	3,670,000	64,225
	<u>\$ 6,245,000</u>	<u>\$ 378,100</u>	<u>\$ 34,265,000</u>	<u>\$ 6,824,783</u>

Year	Series 2015 Retiree Health Care		Total	
	Principal	Interest	Principal	Interest
2020	\$ 10,295,000	\$ 8,090,570	\$ 17,105,000	\$ 9,666,444
2021	10,545,000	7,842,358	17,400,000	9,222,871
2022	10,830,000	7,558,908	17,765,000	8,742,970
2023	11,145,000	7,246,138	16,100,000	8,243,130
2024	11,485,000	6,903,318	16,615,000	7,734,635
2025	11,860,000	6,532,812	16,520,000	7,197,886
2026	12,250,000	6,138,348	15,470,000	6,654,172
2027	12,685,000	5,706,414	16,005,000	6,120,818
2028	13,155,000	5,233,770	16,585,000	5,538,459
2029	13,670,000	4,717,304	17,215,000	4,905,576
2030	14,230,000	4,160,116	17,900,000	4,224,341
2031	14,815,000	3,572,986	14,815,000	3,572,986
2032	15,465,000	2,918,756	15,465,000	2,918,756
2033	16,155,000	2,235,820	16,155,000	2,235,820
2034	16,865,000	1,522,416	16,865,000	1,522,416
2035	17,610,000	777,657	17,610,000	777,657
	<u>\$ 213,060,000</u>	<u>\$ 81,157,691</u>	<u>\$ 265,590,000</u>	<u>\$ 89,278,937</u>

MACOMB COUNTY, MICHIGAN
Budget Discussion and Analysis
Fiscal Year 2020

Debt Service Fund (concluded)



State statute limits the total amount of general obligation debt of the County to 10% of the assessed value of all property in the County. Assessed value is generally 50% of true market value. Management, however, believes that the taxable value of all property in the County is a more practical and conservative base on which to base the calculation of the County's debt limit. The taxable value of all property in the County as of December 31, 2018 was \$28.5 billion. Therefore, the County's debt limitation was \$2.8 billion at year-end. The County's outstanding debt of \$265.6 million at December 31, 2019, supported by the General Fund, will be well below the limit based on either assessed or taxable value.

MACOMB COUNTY, MICHIGAN
Budget Discussion and Analysis
Fiscal Year 2020

Pension and Retiree Health Care Liabilities

Defined Benefit Pension Plan - The County sponsors and administers the Macomb County Employees' Retirement System (the "System"), a single employer defined benefit plan covering substantially all of the County's employees. The System was established in accordance with state statutes to provide retirement benefits for the employees of the County and its several offices, boards and departments. The following is a summary of the benefits provided to the members of the system.

General County- Virtually all employees hired on or before December 31, 2001 may retire if their age plus years of service equals or exceeds 70 and they have attained a minimum age of 50. The annual retirement benefit, payable monthly for life, is computed at 2.4% of final average compensation for the first 26 years of service and 1% for every year thereafter, with a maximum employer pension of 65%. Employees hired on or after January 1, 2002 and certain employees hired before that date not covered by the provisions described above may retire at age 55 with 25 or more years of service or age 60 with 8 years of service. The annual retirement benefit, payable monthly for life, for these employees is computed at 2.2% of final average compensation for each year of service, with a maximum employer pension of 66%. The plan is closed to new employees effective January 1, 2016.

Sheriff Department- Employees may retire at any age with 25 or more years of service or age 60 with 8 years of service. The annual retirement benefit for the Sheriff, command officers, deputies and dispatchers, payable monthly for life, is computed at 2.64% of final average compensation multiplied by credited years of service with a maximum employer pension of 66%. The factor for the undersheriff, captains, jail administrator and corrections officers is 2.4% for the first 26 years of service and 1% for every year thereafter, with a maximum employer pension of 66%. The plan is closed to new employees effective January 1, 2016.

Department of Roads- Depending upon union affiliation and date of hire, employees may retire if (a) their age plus years of service equals or exceeds 70 and they have attained a minimum age of 55; (b) age 55 with 25 years of service; (c) age 60 with either 8 or 15 years of service; (d) age 65 with 8 or 15 years of service. The annual retirement benefit, payable monthly for life, is computed at either 2.4% of final average compensation for the first 26 years of service and 1% for every year thereafter, with a maximum employer pension of 65% or 2.2% of final average compensation for each year of service, with a maximum employer pension of 65%. The plan is closed to new employees effective January 1, 2016.

As of December 31, 2018, the date of the most recent actuarial valuation, the plan was 96.6% funded. The funding status for the last 10 years is presented below.

SCHEDULE OF FUNDING PROGRESS - DEFINED BENEFIT PENSION PLAN						
Actuarial Valuation Date	Actuarial Value of Assets (a)	Actuarial Accrued Liability (AAL) Entry Age (b)	Unfunded AAL (UAAL) (b-a)	Funded Ratio (a/b)	Covered Payroll (c)	UAAL as a Percentage of Covered Payroll ((b-a)/c)
December 31						
2009	866,356,598	814,563,728	(51,792,870)	106.4%	116,522,938	(44.45)
2010	862,915,501	837,167,835	(25,747,666)	103.1%	110,795,240	(23.24)
2011	828,692,442	854,323,846	25,631,404	97.0%	108,900,180	23.54
2012	795,605,544	867,218,699	71,613,155	91.7%	105,391,874	67.95
2013	837,652,540	884,041,581	46,389,041	94.8%	102,252,875	45.37
2014	882,565,132	911,065,833	28,500,701	96.9%	110,159,044	25.87
2015	902,930,628	977,566,461	74,635,833	92.4%	105,254,524	70.91
2016	940,494,250	1,019,137,859	78,643,609	92.3%	116,574,389	67.46
2017	990,802,562	1,013,110,113	22,307,551	97.8%	107,492,731	20.75
2018	999,604,207	1,034,282,157	34,677,950	96.6%	103,002,972	33.67

MACOMB COUNTY, MICHIGAN
Budget Discussion and Analysis
Fiscal Year 2020

Pension and Retiree Health Care Liabilities (concluded)

Retiree Health Care (General, Martha T Berry and Sheriff) - The County sponsors a single employer post-retirement healthcare plan for retirees and their spouses. Hospitalization insurance is provided through insurance companies, whose premiums are based on the benefits paid during the year. As of December 31, 2016, the date of the most recent actuarial valuation, the plan was 39.8% funded as indicated in the schedule presented below. The County issued bonds in the amount of \$263,555,000 to fully fund the unfunded liability and also contributed an additional \$59,000,000 to the retiree health care plan to fund future normal cost and actuarial losses should they occur. Those funds were placed in a separate trust fund. Therefore, the plan is considered over-funded at this time.

SCHEDULE OF FUNDING PROGRESS - RETIREE HEALTH CARE TRUST PLAN						
Actuarial Valuation Date December 31	Actuarial Value of Assets (a)	Actuarial Accrued Liability (AAL) Entry Age (b)	Unfunded AAL (UAAL) (b-a)	Funded Ratio (a/b)	Covered Payroll (c)	UAAL as a Percentage of Covered Payroll ((b-a)/c)
2000	\$ 40,209,164	\$ 287,726,277	\$ 247,517,113	14.0%	\$ 94,345,155	262.4%
2004	83,794,483	492,905,016	409,110,533	17.0%	117,894,514	347.0%
2006	106,476,217	643,208,474	536,732,257	16.6%	113,523,878	472.8%
2008	77,353,942	595,309,199	517,955,257	13.0%	107,373,375	482.4%
2010	113,732,259	610,599,385	496,867,126	18.6%	97,650,493	508.8%
2012	130,289,669	679,928,682	549,639,013	19.2%	91,150,925	603.0%
2013	155,145,734	417,782,617	262,636,883	37.1%	90,567,875	290.0%
2014	174,132,994	435,124,093	260,991,099	40.0%	97,730,512	267.1%
2015	179,970,735	507,326,224	327,355,489	35.5%	93,336,709	350.7%
2016	207,979,413	522,411,772	314,432,359	39.8%	93,395,842	336.7%

The County also sponsors a multiple employer plan administered by the Michigan Employers' Retirement System (MERS) for those who retired from the Department of Roads. Hospitalization insurance is provided through insurance companies, whose premiums are based on the benefits paid during the year. As of December 31, 2016, the date of the most recent actuarial valuation, the plan was 66.4% funded as indicated below.

SCHEDULE OF FUNDING PROGRESS - DEPARTMENT OF ROADS RETIREE HEALTH CARE PLAN						
Actuarial Valuation Date December 31	Actuarial Value of Assets (a)	Actuarial Accrued Liability (AAL) Entry Age (b)	Unfunded AAL (UAAL) (b-a)	Funded Ratio (a/b)	Covered Payroll (c)	UAAL as a Percentage of Covered Payroll ((b-a)/c)
2006	\$ -	\$ 76,651,082	\$ 76,651,082	0.0%	\$ 15,548,979	493.0%
2007	9,621,290	87,898,593	78,277,303	10.9%	14,621,336	535.4%
2009	15,047,927	83,364,455	68,316,528	18.1%	14,421,101	473.7%
2011	23,547,047	90,532,651	66,985,604	26.0%	12,613,964	531.0%
2013	36,511,623	69,322,970	32,811,347	52.7%	11,685,197	280.8%
2015	44,338,622	73,051,905	28,713,283	60.7%	11,917,815	240.9%
2016	52,048,363	78,342,538	26,294,175	66.4%	11,786,239	223.1%

MACOMB COUNTY, MICHIGAN

Glossary of Terms

Description of Funds

The accounts of the County are organized on the basis of funds, each of which is considered a separate accounting entity. The operations of each fund are accounted for with a separate set of self-balancing accounts that comprise its assets, liabilities, fund equity, revenues and expenditures. Government resources are allocated to and accounted for in individual funds based upon the purpose for which they are to be spent and the means by which spending activities are controlled. There are three major categories of funds: Governmental, Proprietary, and Fiduciary with each category consisting of one or more types of funds. Governmental Funds are used to account for functions that finance most of governmental operations and activities. The General Fund, Special Revenue Funds, and Debt Service Funds are considered Governmental Funds. Proprietary Funds are used to account for activities similar to those found in the private sector where the intent of the governing body is to finance the full cost of providing services, including depreciation, primarily through user charges. Fiduciary Funds are used to account for assets held in trust or as an agent for others and, are, therefore, not budgeted.

Generally accepted accounting principles require governmental funds to be accounted for on the modified accrual basis of accounting, which means that revenues are recognized when they become both measurable and available and expenditures are recognized when the related fund liability is incurred, with the exception of principal and interest on general long-term debt, which is recognized on the cash basis when due. The budgets for governmental funds are, likewise, prepared on the modified accrual basis of accounting. "Measurable" means that the amount of the transaction can be determined and "available" means collectible within the current period or soon enough thereafter to be used to pay liabilities of the current period. For this purpose, the County considers revenues to be available if they are collected within 60 days of year-end. Proprietary funds are accounted for using the full accrual basis of accounting, which recognizes revenues when they are earned and expenses when they are incurred regardless of the timing of the associated receipts and payments. The budgets for proprietary are, likewise, prepared on the full accrual basis of accounting.

General Fund: The General Fund is the primary operating fund of the County and is used to account for all financial resources, except those required to be accounted for in other funds.

Special Revenue Funds: Special revenue funds are used to account for the revenues and expenditures of the various activities financed primarily by State or Federal grants and whose use is legally restricted to specific purposes.

Circuit Court Programs – to account for expenditures associated with adult drug treatment under PA 224 of 2004.

Child Care – to account for the care of neglected, abused and delinquent juveniles through placement in the County Juvenile Justice Center, in-home care counseling programs, or placement in private or state institutions where proper care and guidance can be provided.

Community Corrections – to account for expenditures associated with programs aimed at relieving prison and jail overcrowding through Court-approved sentencing alternatives, such as Dual Diagnosis, Relapse/Urinalysis and Tether.

Community Services – to account for expenditures and revenues associated with, but not limited to, the following services: Community Development, Emergency Food Banks, General Community Programming, Head Start, Home Delivered Meals, LIHEAP, MAXIMUS, Project Reach, Senior Chore, Senior Nutrition, Transportation, and Weatherization.

MACOMB COUNTY, MICHIGAN
Glossary of Terms

Description of Funds (continued)

Special Revenue Funds (continued):

Friend of the Court – to account for the costs associated with conducting investigations for the purpose of preparing recommendations to the Circuit Court on questions of support, custody and visitation, in compliance with the statutes of the State of Michigan Supreme Court and local court rules.

Health Grants Funds – to account for revenues from State and Federal grants and General Fund appropriations to improve health protection for the citizens of Macomb County, primarily water quality monitoring programs.

Homeland Security Grant Programs – to account for revenues from Federal grants to administer programs designed to safe guard the general public in the event of natural disasters or acts of terrorism.

Michigan Indigent Defense Commission – to account for revenues and expenditures services designed to ensure the state's public defense is fair, cost-effective and constitutional while simultaneously protecting public safety and accountability.

Michigan Works! – to account for revenues and expenditures services designed to integrate youths and adults facing barriers to employment into the labor force through training and employment support services.

MSU Extension Grants – to account for revenues and expenditures centered around the local needs of agriculture, marketing, and resource development.

Planning Grant Fund – to account for State and Federal grants as well as outside source revenues to enhance economic development to residents of Macomb County.

Prosecuting Attorney Forfeiture Funds – to account for revenues and expenditures associated with the seizure of money and property in drug related cases. Money is received from both local and Federal sources. These funds are to be used to enhance law enforcement efforts.

Prosecuting Attorney Grant Funds – to account for revenues from State and Federal grants and General Fund appropriations relative to matters involving paternity, victims rights, drug abuse and auto theft prosecution.

Register of Deeds Remonumentation Fund– to account for revenues and expenditures associated with the locating and inspecting of existing property corner markers (monuments) of all township sections in the County.

MACOMB COUNTY, MICHIGAN
Glossary of Terms

Description of Funds (concluded)

Special Revenue Funds (concluded):

Register of Deeds Technology Fund – The Register of Deeds Technology Fund was created in 2003 pursuant to Public Act 698 of 2002, which authorizes the Clerk/Register of Deeds to collect additional recording fees solely for use and expenditure by the Clerk/Register of Deeds Office. The revenue generated from the increased fees is administered by the Clerk/Register of Deeds for the purpose of “upgrading search capabilities” which includes the implementation of systems and procedures related to recording, indexing, certifying and storing documents, maps, plats, and other items recorded by the Register of Deeds.

Concealed Pistol Licenses (CPL) – The CPL Fund was created in 2016 pursuant to Public Act 3 of 2015, which authorizes the Clerk/Register of Deeds to collect a portion of revenue from concealed pistol license applications for the sole purpose of supporting costs associated with the processing of these applications.

County Department of Roads – to account for State and Federal revenues used to maintain and improve local county roads.

Sheriff Department Grants - to account for State and Federal grant revenues and forfeiture proceeds that are used for a variety of activities such as training and equipment purchases.

Veterans’ Affairs - to account for revenues and related expenditures to provide assistance to veterans and/or their dependents. Revenue comes from a special property tax levy and State grant funds.

Enterprise Funds: Enterprise funds are used to account for operations that are financed primarily through user fees and are operated in a manner similar to that of a private business.

Community Mental Health – to account for revenues from State and Federal grants and General Fund appropriations to provide mental health care to Macomb County residents.

Freedom Hill Park – to account for expenditures of the park limited to utilities, building maintenance, and grounds care.

Martha T. Berry Medical Care Facility – to account for revenue and expenditures associated with the professional care and rehabilitation of the chronically ill and/or handicapped through medical, dietary, inhalation therapy, physical and occupational therapy.

Substance Abuse – to account for revenues from State and Federal grants and General Fund appropriations to provide substance abuse treatment to Macomb County residents.

Debt Service Fund: to account for the accumulation of resources for and the payment of general long-term debt, principal, interest, and related costs.

MACOMB COUNTY, MICHIGAN Glossary of Terms

REVENUE CATEGORIES:

Property Taxes – to account for property tax collections.

Licenses & Permits – used to account for permits and subdivision inspection fees, driveway installation fees, tap-in and cab card fees and review for site plan fees at the Department of Roads.

Intergovernmental – used to account for operating grants and shared revenues from federal, state and local governments.

Charges for services – used to account for fees charged for services provided, including vaccinations, printed documents, Medicare and Medicaid.

Investment income – used to account for interest earned on cash and investments.

Fines and forfeitures – used to account for monies derived from fines and penalties imposed for the commission of statutory offenses as well as monies and property confiscated from the persons committing such offenses.

Reimbursements – used to account for monies received to reimburse the County for the use of its facilities and services, primarily defense attorney fees and cost of care at the Juvenile Justice Center and County jail.

Indirect Cost Allocation: – used to account for indirect costs billed to other County programs through a State-approved cost plan.

Other – used to account for donations, proceeds from fundraisers, indirect cost allocation, sale of surplus property, street and road repairs paid for by private businesses and other revenues not otherwise categorized.

EXPENDITURE CATEGORIES:

Personnel – used to account for salaries, all other types of pay, and all fringe benefits for both full time and part time employees.

Supplies and services – used to account for expenditures not otherwise categorized, including but not limited to, office supplies, printing and reproduction, postage, advertising, books and publications and dues and subscriptions.

Room and board – used to account for the cost of housing juvenile offenders in facilities other than the County Juvenile Justice Center.

Conferences and training – used to account for the cost of conferences and seminars as well as local mileage associated with travel to and from conferences.

Utilities – used to account for the cost of natural gas, electricity and water at County-owned and leased facilities.

Repairs and maintenance – used to account for the costs associated with building, machinery, and equipment repairs and maintenance.

MACOMB COUNTY, MICHIGAN Glossary of Terms

EXPENDITURE CATEGORIES (concluded):

Road repair and maintenance – used to account for the cost of rebuilding, repaving and repairing roads maintained by the Department of Roads.

Vehicle operating – used to account for the cost of vehicle fuel and repairs.

Contract services – used to account for expenditures associated with business which provide contract support either through personnel or services.

Internal services – used to account for the cost of telephones and general liability insurance accounted for centrally in separate internal service funds.

Capital outlay – used to account for the cost of purchasing capital items

Unallocated reduction – used as a place holder for approved budget reduction dollars not yet allocated to specific areas of a department budget for cost savings

PERSONNEL CATEGORIES:

Managers & Supervisors – department heads and their assistants as well as program managers and other supervisory positions

Professional Support – positions not in supervisory roles but requiring college degrees or other specific training and certification, including but not limited to, accountants, attorneys, technicians, coordinators, counselors and Sheriff Deputies

Clerical – secretaries, administrative assistants and clerical positions involved in data entry

MACOMB COUNTY, MICHIGAN
Summary of Budgeted and Forecasted Revenues and Expenditures By Fund

Fiscal Year 2020 - Adopted					
Fund	Revenues and	Expenditures and	Fund Balance		
	Other Sources	Other Uses	Incr (Decr)	Beginning	Ending
December 31 Year End Funds					
General Fund	\$ 277,939,500	\$ 277,939,500	\$ -	\$ 52,844,923	\$ 52,844,923
Special Revenue Funds					
Community Corrections	199,400	199,400	-	4,399	4,399
Macomb Community Action	9,534,500	9,782,100	(247,600)	7,394,855	7,147,255
Health Grants	17,600	61,100	(43,500)	448,195	404,695
Homeland Security Grants	6,033,000	6,033,000	-	(748,370)	(748,370)
Michigan Works!	4,635,900	4,635,900	-	-	-
MSUE Grants	5,000	33,800	(28,800)	112,922	84,122
Planning Grants	110,000	184,000	(74,000)	485,745	411,745
Prosecuting Attorney Federal Forfeitures	-	25,000	(25,000)	41,814	16,814
Prosecuting Attorney Forfeitures	110,000	197,500	(87,500)	175,085	87,585
Register of Deeds Remonumentation Fund	233,100	233,100	-	-	-
Register of Deeds Technology Fund	995,000	736,300	258,700	814,923	1,073,623
Concealed Pistol License	295,500	259,300	36,200	967,720	1,003,920
Sheriff Grants	345,000	345,000	-	477,957	477,957
Veterans' Affairs	1,935,300	1,778,000	157,300	1,259,547	1,416,847
Enterprise Funds					
Freedom Hill Park	326,000	520,000	(194,000)	1,881,418	1,687,418
Martha T. Berry Medical Care Facility	31,370,200	30,060,400	1,309,800	(3,385,662)	(2,075,862)
Debt Service Fund	8,693,500	8,722,100	(28,600)	63,411	34,811
	<u>342,778,500</u>	<u>341,745,500</u>	<u>1,033,000</u>	<u>62,838,882</u>	<u>63,871,882</u>
September 30 Year End Funds					
Special Revenue Funds					
Circuit Court Programs	416,000	416,000	-	(4,041)	(4,041)
Child Care	19,596,700	19,596,700	-	(767,466)	(767,466)
Community Corrections	1,770,100	1,770,100	-	1,737	1,737
Macomb Community Action	32,627,600	33,269,200	(641,600)	715,376	73,776
Friend of the Court	12,649,900	12,649,900	-	(367,443)	(367,443)
Health Grants	8,160,700	8,390,800	(230,100)	2,275,916	2,045,816
MIDC	7,121,400	7,121,400	-	-	-
MSUE Grants	-	20,400	(20,400)	205,941	185,541
Prosecuting Attorney Grants	3,228,700	3,228,700	-	(250,862)	(250,862)
Roads	147,684,000	158,149,800	(10,465,800)	59,776,125	49,310,325
Sheriff Grants	2,635,900	2,660,900	(25,000)	(136,589)	(161,589)
Veterans Grants	200,000	200,000	-	-	-
Enterprise Funds					
Community Mental Health	202,317,100	201,885,100	432,000	5,959,437	6,391,437
Substance Abuse	20,703,400	24,137,100	(3,433,700)	10,881,049	7,447,349
	<u>459,111,500</u>	<u>473,496,100</u>	<u>(14,384,600)</u>	<u>78,289,180</u>	<u>63,904,580</u>
	<u>\$ 801,890,000</u>	<u>\$ 815,241,600</u>	<u>\$ (13,351,600)</u>	<u>\$ 141,128,062</u>	<u>\$ 127,776,462</u>

MACOMB COUNTY, MICHIGAN
Summary of Budgeted and Forecasted Revenues and Expenditures By Fund

Fiscal Year 2021 - Forecasted					
Fund	Revenues and	Expenditures and	Fund Balance		
	Other Sources	Other Uses	Incr (Decr)	Beginning	Ending
December 31 Year End Funds					
General Fund	\$ 276,821,000	\$ 289,052,400	\$ (12,231,400)	\$ 52,844,923	40,613,523
Special Revenue Funds					
Community Corrections	211,600	211,600	-	4,399	4,399
Macomb Community Action	9,554,800	9,802,400	(247,600)	7,147,255	6,899,655
Health Grants	-	37,600	(37,600)	404,695	367,095
Homeland Security Grants	1,801,600	1,801,600	-	(748,370)	(748,370)
Michigan Works!	4,931,200	4,931,200	-	-	-
MSUE Grants	5,000	24,300	(19,300)	84,122	64,822
Planning Grants	110,000	184,000	(74,000)	411,745	337,745
Prosecuting Attorney Federal Forfeitures	-	15,000	(15,000)	16,814	1,814
Prosecuting Attorney Forfeitures	110,000	197,400	(87,400)	87,585	185
Register of Deeds Remonumentation Fund	233,100	233,100	-	-	-
Register of Deeds Technology Fund	965,000	665,600	299,400	1,073,623	1,373,023
Concealed Pistol License	295,500	263,300	32,200	1,003,920	1,036,120
Sheriff Grants	345,000	345,000	-	477,957	477,957
Veterans' Affairs	1,974,000	1,815,000	159,000	1,416,847	1,575,847
Enterprise Funds					
Freedom Hill Park	326,000	521,900	(195,900)	1,687,418	1,491,518
Martha T. Berry Medical Care Facility	30,646,800	30,518,000	128,800	(2,075,862)	(1,947,062)
Debt Service Fund	8,292,300	8,320,900	(28,600)	34,811	6,211
	<u>336,622,900</u>	<u>348,940,300</u>	<u>(12,317,400)</u>	<u>63,871,882</u>	<u>51,554,482</u>
September 30 Year End Funds					
Special Revenue Funds					
Circuit Court Programs	416,000	416,000	-	(4,041)	(4,041)
Child Care	19,923,500	19,923,500	-	(767,466)	(767,466)
Community Corrections	1,772,400	1,772,400	-	1,737	1,737
Macomb Community Action	32,940,900	33,587,100	(646,200)	73,776	(572,424)
Friend of the Court	12,899,900	12,899,900	-	(367,443)	(367,443)
Health Grants	8,102,800	8,332,800	(230,000)	2,045,816	1,815,816
MIDC	6,995,300	6,995,300	-	-	-
MSUE Grants	-	15,600	(15,600)	185,541	169,941
Prosecuting Attorney Grants	3,264,500	3,264,500	-	(250,862)	(250,862)
Roads	152,295,800	155,268,600	(2,972,800)	49,310,325	46,337,525
Sheriff Grants	2,662,700	2,687,700	(25,000)	(161,589)	(186,589)
Veterans Grants	200,000	200,000	-	-	-
Enterprise Funds					
Community Mental Health	202,843,200	202,432,800	410,400	6,391,437	6,801,837
Substance Abuse	19,496,600	22,828,300	(3,331,700)	7,447,349	4,115,649
	<u>463,813,600</u>	<u>470,624,500</u>	<u>(6,810,900)</u>	<u>63,904,580</u>	<u>57,093,680</u>
	<u>\$ 800,436,500</u>	<u>\$ 819,564,800</u>	<u>\$ (19,128,300)</u>	<u>\$ 127,776,462</u>	<u>\$ 108,648,162</u>

MACOMB COUNTY, MICHIGAN
Summary of Budgeted and Forecasted Revenues and Expenditures By Fund

Fiscal Year 2022 - Forecasted					
Fund	Revenues and	Expenditures and	Fund Balance		
	Other Sources	Other Uses	Incr (Decr)	Beginning	Ending
December 31 Year End Funds					
General Fund	\$ 277,332,400	\$ 291,900,400	\$ (14,568,000)	\$ 40,613,523	26,045,523
Special Revenue Funds					
Community Corrections	220,500	220,500	-	4,399	4,399
Macomb Community Action	9,554,800	9,802,400	(247,600)	6,899,655	6,652,055
Health Grants	-	37,600	(37,600)	367,095	329,495
Homeland Security Grants	-	-	-	(748,370)	(748,370)
Michigan Works!	5,045,600	5,045,600	-	-	-
MSUE Grants	5,000	7,500	(2,500)	64,822	62,322
Planning Grants	110,000	181,800	(71,800)	337,745	265,945
Prosecuting Attorney Federal Forfeitures	-	-	-	1,814	1,814
Prosecuting Attorney Forfeitures	110,000	140,000	(30,000)	185	(29,815)
Register of Deeds Remonumentation Fund	233,100	233,100	-	-	-
Register of Deeds Technology Fund	965,000	670,100	294,900	1,373,023	1,667,923
Concealed Pistol License	295,500	266,300	29,200	1,036,120	1,065,320
Sheriff Grants	345,000	345,000	-	477,957	477,957
Veterans' Affairs	2,013,500	1,854,500	159,000	1,575,847	1,734,847
Enterprise Funds					
Freedom Hill Park	326,000	523,900	(197,900)	1,491,518	1,293,618
Martha T. Berry Medical Care Facility	30,225,100	30,840,500	(615,400)	(1,947,062)	(2,562,462)
Debt Service Fund	8,196,600	8,202,800	(6,200)	6,211	11
	<u>334,978,100</u>	<u>350,272,000</u>	<u>(15,293,900)</u>	<u>51,554,482</u>	<u>36,260,582</u>
September 30 Year End Funds					
Special Revenue Funds					
Circuit Court Programs	416,000	416,000	-	(4,041)	(4,041)
Child Care	20,247,000	20,247,000	-	(767,466)	(767,466)
Community Corrections	1,774,700	1,774,700	-	1,737	1,737
Macomb Community Action	33,218,800	33,866,400	(647,600)	(572,424)	(1,220,024)
Friend of the Court	13,161,200	13,161,200	-	(367,443)	(367,443)
Health Grants	8,293,700	8,535,500	(241,800)	1,815,816	1,574,016
MIDC	6,995,300	6,995,300	-	-	-
MSUE Grants	-	15,600	(15,600)	169,941	154,341
Prosecuting Attorney Grants	3,297,100	3,297,100	-	(250,862)	(250,862)
Roads	154,122,200	157,474,500	(3,352,300)	46,337,525	42,985,225
Sheriff Grants	2,685,100	2,710,100	(25,000)	(186,589)	(211,589)
Veterans Grants	200,000	200,000	-	-	-
Enterprise Funds					
Community Mental Health	203,371,100	202,981,200	389,900	6,801,837	7,191,737
Substance Abuse	19,387,600	22,719,300	(3,331,700)	4,115,649	783,949
	<u>467,169,800</u>	<u>474,393,900</u>	<u>(7,224,100)</u>	<u>57,093,680</u>	<u>49,869,580</u>
	<u>\$ 802,147,900</u>	<u>\$ 824,665,900</u>	<u>\$ (22,518,000)</u>	<u>\$ 108,648,162</u>	<u>\$ 86,130,162</u>

MACOMB COUNTY, MICHIGAN
Statement of Revenues, Expenditures and Changes in Fund Balance
All Funds Summary By Category
Fiscal Years Ending September 30 and December 31

	Audited			Budgeted			
	2017 Actual	2018 Actual	2019 Amended	2020 Adopted 12/04/19	2020 Amended 12/19/19	2021 Forecasted	2022 Forecasted
Revenues:							
Property Taxes	\$ 119,562,508	\$ 122,784,468	\$ 128,645,068	\$ 135,597,600	\$ 135,597,600	\$ 136,950,400	\$ 136,995,300
Licenses & Permits	2,681,790	2,915,364	2,482,606	2,642,000	2,642,000	2,642,000	2,642,000
Intergovernmental	185,407,482	197,254,811	260,821,820	257,840,200	257,840,200	256,451,100	257,324,500
Charges for Services	288,350,762	281,242,106	277,404,553	290,824,600	290,824,600	289,678,800	290,390,000
Investment Income	1,390,279	2,764,312	1,842,968	2,817,800	2,817,800	2,389,600	1,969,000
Fines & Forfeitures	1,114,495	1,358,687	985,000	984,500	984,500	984,500	984,500
Reimbursements	9,382,365	8,781,268	9,598,009	9,825,500	9,825,500	9,988,100	10,073,000
Indirect Cost Allocation	14,546,439	14,633,570	45,128,208	48,455,200	48,455,200	48,438,500	48,438,500
Other Revenue	1,018,277	2,703,487	1,137,505	1,495,200	1,495,200	1,495,400	1,495,800
Total Revenues	623,454,397	634,438,073	728,045,737	750,482,600	750,482,600	749,018,400	750,312,600
Expenditures By Category:							
Personnel	252,775,117	254,598,595	272,026,435	284,950,300	284,950,300	291,807,200	297,974,200
Supplies & Services	55,364,152	53,130,434	72,590,477	72,536,100	72,536,100	68,012,300	66,924,800
Room & Board	4,958,548	5,372,430	5,210,000	5,130,000	5,130,000	5,130,000	5,130,000
Conferences & Training	1,438,085	1,372,212	2,154,117	1,630,200	1,630,200	1,611,200	1,595,100
Utilities	4,996,868	5,464,662	5,537,373	5,731,500	5,731,500	5,737,300	5,698,900
Repairs & Maintenance	8,277,309	8,572,199	10,690,507	12,151,700	12,151,700	12,266,100	12,330,000
Road Construction & Maintenance	41,071,664	43,877,822	100,237,960	95,327,900	95,327,900	90,039,500	91,289,500
Vehicle Operations	2,159,856	2,764,388	4,087,168	3,840,800	3,840,800	3,831,800	3,830,900
Contract Services	209,291,797	215,414,529	204,478,699	219,171,200	219,171,200	223,609,000	223,409,800
Internal Services	15,498,769	16,471,847	47,106,358	47,840,800	47,840,800	47,893,800	48,163,000
Capital Outlay	7,116,568	8,559,166	29,990,266	17,270,600	17,270,600	17,975,500	16,369,500
Debt Service - Principal	6,840,000	6,995,000	7,265,000	6,810,000	6,810,000	6,855,000	6,935,000
Debt Service - Interest and fees	2,153,037	1,981,584	1,789,786	1,578,400	1,578,400	1,382,200	1,184,100
Unallocated Reduction	-	-	-	(1,711,100)	(1,879,400)	-	-
Total Expenditures	611,941,770	624,574,868	763,164,146	772,258,400	772,090,100	776,150,900	780,834,800
Revenues Over (Under) Expenditures	11,512,627	9,863,205	(35,118,409)	(21,775,800)	(21,607,500)	(27,132,500)	(30,522,200)
Other Financing Sources (Uses):							
Transfers in - General Fund	33,824,592	33,541,363	40,533,103	41,870,200	41,870,200	42,240,200	42,643,300
Transfers in - Other Funds	10,140,184	31,613,015	9,557,950	9,537,200	9,537,200	9,177,900	9,192,000
Transfers out	(58,855,068)	(49,638,352)	(48,198,138)	(42,983,200)	(42,983,200)	(43,413,900)	(43,831,100)
Total Other Financing Sources (Uses):	(14,890,292)	15,516,026	1,892,915	8,424,200	8,424,200	8,004,200	8,004,200
Net Increase (Decrease) in Fund Balance	(3,377,665)	25,379,231	(33,225,494)	(13,351,600)	(13,183,300)	(19,128,300)	(22,518,000)
Fund Balance, Beginning of Year	152,351,990	148,974,325	174,353,556	141,128,062	141,128,062	127,776,462	108,648,162
Fund Balance, End of Year	\$ 148,974,325	\$ 174,353,556	\$ 141,128,062	\$ 127,776,462	\$ 127,944,762	\$ 108,648,162	\$ 86,130,162

MACOMB COUNTY, MICHIGAN
Statement of Revenues, Expenditures and Changes in Fund Balance
All Funds Summary By Function
Fiscal Years Ending September 30 and December 31

	<u>Audited</u>		<u>Budgeted</u>				
	<u>2017 Actual</u>	<u>2018 Actual</u>	<u>2019 Amended</u>	<u>2020 Adopted 12/04/19</u>	<u>2020 Amended 12/19/19</u>	<u>2021 Forecasted</u>	<u>2022 Forecasted</u>
Revenues:							
Property Taxes	\$ 119,562,508	\$ 122,784,468	\$ 128,645,068	\$ 135,597,600	\$ 135,597,600	\$ 136,950,400	\$ 136,995,300
Licenses & Permits	2,681,790	2,915,364	2,482,606	2,642,000	2,642,000	2,642,000	2,642,000
Intergovernmental	185,407,482	197,254,811	260,821,820	257,840,200	257,840,200	256,451,100	257,324,500
Charges for Services	288,350,762	281,242,106	277,404,553	290,824,600	290,824,600	289,678,800	290,390,000
Investment Income	1,390,279	2,764,312	1,842,968	2,817,800	2,817,800	2,389,600	1,969,000
Fines & Forfeitures	1,114,495	1,358,687	985,000	984,500	984,500	984,500	984,500
Reimbursements	9,382,365	8,781,268	9,598,009	9,825,500	9,825,500	9,988,100	10,073,000
Indirect Cost Allocation	14,546,439	14,633,570	45,128,208	48,455,200	48,455,200	48,438,500	48,438,500
Other Revenue	1,018,277	2,703,487	1,137,505	1,495,200	1,495,200	1,495,400	1,495,800
Total Revenues	<u>623,454,397</u>	<u>634,438,073</u>	<u>728,045,737</u>	<u>750,482,600</u>	<u>750,482,600</u>	<u>749,018,400</u>	<u>750,312,600</u>
Expenditures:							
Legislative	1,481,977	1,453,198	2,244,673	2,163,700	2,142,100	2,192,400	2,219,500
Judicial	46,028,701	45,952,536	62,317,460	65,971,600	65,862,900	67,306,600	68,213,700
General Government	47,420,653	48,475,505	56,385,567	59,156,000	59,790,900	60,705,400	62,043,100
Public Safety	78,636,106	80,695,416	102,976,916	103,298,100	102,825,800	100,614,900	100,280,000
Public Works	83,976,036	88,086,950	154,434,402	158,480,900	158,401,300	160,403,700	162,686,200
Health & Welfare	337,812,769	341,793,622	343,114,044	356,725,400	356,604,400	358,159,600	360,346,100
Recreation & Culture	339,010	423,744	462,349	470,000	470,000	471,900	473,900
Capital Outlay	7,116,568	8,559,166	29,990,266	17,270,600	17,270,600	17,975,500	16,369,500
Debt Service - Principal	6,840,000	6,995,000	7,265,000	6,810,000	6,810,000	6,855,000	6,935,000
Debt Service - Interest & Fees	2,289,950	2,139,731	3,973,469	1,912,100	1,912,100	1,465,900	1,267,800
Total Expenditures	<u>611,941,770</u>	<u>624,574,868</u>	<u>763,164,146</u>	<u>772,258,400</u>	<u>772,090,100</u>	<u>776,150,900</u>	<u>780,834,800</u>
Revenues Over (Under) Expenditures	<u>11,512,627</u>	<u>9,863,205</u>	<u>(35,118,409)</u>	<u>(21,775,800)</u>	<u>(21,607,500)</u>	<u>(27,132,500)</u>	<u>(30,522,200)</u>
Other Financing Sources (Uses):							
Transfers in - General Fund	33,824,592	33,541,363	40,533,103	41,870,200	41,870,200	42,240,200	42,643,300
Transfers in - Other Fund s	10,140,184	31,613,015	9,557,950	9,537,200	9,537,200	9,177,900	9,192,000
Transfers out	(58,855,068)	(49,638,352)	(48,198,138)	(42,983,200)	(42,983,200)	(43,413,900)	(43,831,100)
Total Other Financing Sources (Uses):	<u>(14,890,292)</u>	<u>15,516,026</u>	<u>1,892,915</u>	<u>8,424,200</u>	<u>8,424,200</u>	<u>8,004,200</u>	<u>8,004,200</u>
Net Increase (Decrease) in Fund Balance	(3,377,665)	25,379,231	(33,225,494)	(13,351,600)	(13,183,300)	(19,128,300)	(22,518,000)
Fund Balance, Beginning of Year	<u>152,351,990</u>	<u>148,974,325</u>	<u>174,353,556</u>	<u>141,128,062</u>	<u>141,128,062</u>	<u>127,776,462</u>	<u>108,648,162</u>
Fund Balance, End of Year	<u>\$ 148,974,325</u>	<u>\$ 174,353,556</u>	<u>\$ 141,128,062</u>	<u>\$ 127,776,462</u>	<u>\$ 127,944,762</u>	<u>\$ 108,648,162</u>	<u>\$ 86,130,162</u>

MACOMB COUNTY, MICHIGAN
Statement of Expenditures
All Funds Summary By Function By Detail
Fiscal Years Ending September 30 and December 31

	Audited			Budgeted			
	2017 Actual	2018 Actual	2019 Amended	2020 Adopted 12/04/19	2020 Amended 12/19/19	2021 Forecasted	2022 Forecasted
Legislative							
General Fund	\$ 1,481,977	\$ 1,453,198	\$ 2,244,673	\$ 2,163,700	\$ 2,142,100	\$ 2,192,400	\$ 2,219,500
Judicial							
General Fund	33,262,955	32,713,303	41,837,539	42,636,400	42,527,700	43,668,800	44,337,200
Circuit Court Programs	272,993	296,025	415,870	416,000	416,000	416,000	416,000
Friend of the Court	9,994,011	10,123,204	11,239,344	12,584,900	12,584,900	12,834,900	13,096,200
MIDC	-	-	6,100,114	6,992,300	6,992,300	6,992,300	6,992,300
Prosecuting Attorney Federal Forfeiture	-	-	-	15,000	15,000	15,000	-
Prosecuting Attorney Forfeiture	-	490,271	207,500	197,500	197,500	197,400	140,000
Prosecuting Attorney Grants	2,498,742	2,329,733	2,517,093	3,129,500	3,129,500	3,182,200	3,232,000
General government							
General Fund	45,554,783	46,790,597	54,109,583	57,743,300	58,378,200	59,359,400	60,691,800
Community Development Block Grant	427,682	439,485	617,016	184,000	184,000	184,000	181,800
Register of Deeds Remonumentation Fund	223,926	232,784	247,062	233,100	233,100	233,100	233,100
Register of Deeds Technology Fund	1,118,930	882,100	1,261,050	736,300	736,300	665,600	670,100
Clerk CPL	95,332	130,539	150,856	259,300	259,300	263,300	266,300
Public Safety							
General Fund	69,884,226	72,495,892	86,740,693	92,580,800	92,108,500	93,927,600	95,310,700
Community Corrections - Dec 31 Year End	259,363	146,661	220,070	199,400	199,400	211,600	220,500
Community Corrections - Sep 30 Year End	1,622,312	1,664,493	1,820,349	1,770,100	1,770,100	1,772,400	1,774,700
Homeland Security Grants	4,336,532	3,687,291	10,609,392	5,818,000	5,818,000	1,751,600	-
Sheriff Grants - Dec 31 Year End	393,322	630,799	1,097,328	280,000	280,000	280,000	280,000
Sheriff Grants - Sep 30 Year End	2,140,351	2,070,280	2,489,084	2,649,800	2,649,800	2,671,700	2,694,100
Public Works							
General Fund	5,744,644	6,009,697	7,675,919	7,956,900	7,877,300	8,139,600	8,211,700
Roads	78,231,392	82,077,253	146,758,483	150,524,000	150,524,000	152,264,100	154,474,500
Health & Welfare							
General Fund	21,733,866	22,768,426	24,755,111	25,048,900	24,927,900	25,648,800	26,094,900
Child Care Fund	17,715,292	18,577,594	19,789,543	19,596,700	19,596,700	19,923,500	20,247,000
Community Mental Health	211,141,608	210,458,904	194,133,883	201,642,700	201,642,700	202,190,400	202,738,800
Macomb Community Action - Dec 31 Year End	3,122,904	2,810,081	9,494,625	9,782,100	9,782,100	9,802,400	9,802,400
Macomb Community Action - Sep 30 Year End	28,277,059	29,206,260	31,396,888	32,024,900	32,024,900	32,353,200	32,618,400
Health Grants - Dec 31 Year End	37,175	61,787	60,949	40,300	40,300	17,600	17,600
Health Grants - Sep 30 Year End	6,445,785	6,936,803	8,276,726	8,371,500	8,371,500	8,324,500	8,527,200
Martha T Berry Medical Care Facility	28,005,113	28,188,851	28,111,132	29,460,400	29,460,400	30,131,500	30,504,000
Michigan Works!	4,281,100	4,158,580	4,536,468	4,626,200	4,626,200	4,921,500	5,035,900
MSUE Grants - Dec 31 Year End	17,547	7,210	35,175	33,200	33,200	24,300	7,500
MSUE Grants - Sep 30 Year End	7,660	18,626	22,600	20,400	20,400	15,600	15,600
Substance Abuse	15,835,745	17,285,580	20,726,462	24,136,100	24,136,100	22,827,300	22,718,300
Veterans' Affairs	1,191,915	1,314,920	1,573,639	1,762,000	1,762,000	1,799,000	1,838,500
Veterans Grants	-	-	200,843	180,000	180,000	180,000	180,000
Recreation & Culture							
Freedom Hill Park	339,010	423,744	462,349	470,000	470,000	471,900	473,900
Debt Service							
Principal	6,840,000	6,995,000	7,265,000	6,810,000	6,810,000	6,855,000	6,935,000
Interest & Fees	2,289,950	2,139,731	3,973,469	1,912,100	1,912,100	1,465,900	1,267,800
Capital Outlay	7,116,568	8,559,166	29,990,266	17,270,600	17,270,600	17,975,500	16,369,500
Total Operating Expenditures	<u>611,941,770</u>	<u>624,574,868</u>	<u>763,164,146</u>	<u>772,258,400</u>	<u>772,090,100</u>	<u>776,150,900</u>	<u>780,834,800</u>

MACOMB COUNTY, MICHIGAN
Statement of Expenditures
All Funds Summary By Function By Detail
Fiscal Years Ending September 30 and December 31

	<u>Audited</u>		<u>Budgeted</u>				
	<u>2017 Actual</u>	<u>2018 Actual</u>	<u>2019 Amended</u>	<u>2020 Adopted 12/04/19</u>	<u>2020 Amended 12/19/19</u>	<u>2021 Forecasted</u>	<u>2022 Forecasted</u>
Transfers Out							
General Fund	56,410,594	46,537,306	47,198,523	41,870,200	41,870,200	42,240,200	42,643,300
Macomb Community Action - Dec 31 Year End	40,538	34,130	67,585	-	-	-	-
Macomb Community Action - Sep 30 Year End	1,877,967	1,153,233	867,030	1,113,000	1,113,000	1,173,700	1,187,800
MSUE Grants - Sep 30 Year End	-	4,265	-	-	-	-	-
Parks Fund	7,471	-	-	-	-	-	-
Roads	457,029	1,738,659	-	-	-	-	-
Sheriff Grants - Dec 31 Year End	61,469	150,000	-	-	-	-	-
Sheriff Grants - Sep 30 Year End	-	20,759	-	-	-	-	-
Veterans Affairs	-	-	65,000	-	-	-	-
Total Transfers	<u>58,855,068</u>	<u>49,638,352</u>	<u>48,198,138</u>	<u>42,983,200</u>	<u>42,983,200</u>	<u>43,413,900</u>	<u>43,831,100</u>
Total Expenditures	<u>\$ 670,796,838</u>	<u>\$ 674,213,220</u>	<u>\$ 811,362,284</u>	<u>\$ 815,241,600</u>	<u>\$ 815,073,300</u>	<u>\$ 819,564,800</u>	<u>\$ 824,665,900</u>

MACOMB COUNTY, MICHIGAN
Statement of Budgeted Revenues, Expenditures and Changes in Fund Balance
All Funds Summary By Category and Fund Classification
Fiscal Years Ending September 30 and December 31, 2020

	Major Funds				Total
	General	Roads	Community	Nonmajor	
	Fund	Special Revenue Fund	Mental Health Enterprise Fund		
Revenues:					
Property Taxes	\$ 131,094,600	\$ -	\$ -	\$ 4,503,000	\$ 135,597,600
Licenses & Permits	1,522,800	823,700	-	295,500	2,642,000
Intergovernmental	37,230,400	143,351,600	8,135,800	69,122,400	257,840,200
Charges for Services	41,306,800	2,117,500	190,061,400	57,338,900	290,824,600
Investment Income	1,699,500	1,118,300	-	-	2,817,800
Fines & Forfeitures	609,500	-	-	375,000	984,500
Reimbursements	7,833,600	-	131,500	1,860,400	9,825,500
Indirect Cost Allocation	48,389,000	-	66,200	-	48,455,200
Other Revenue	79,100	272,900	170,200	973,000	1,495,200
Total Revenues	269,765,300	147,684,000	198,565,100	134,468,200	750,482,600
Expenditures By Category:					
Personnel	153,087,800	36,914,500	25,580,800	69,367,200	284,950,300
Supplies & Services	15,491,800	2,409,100	13,393,800	41,241,400	72,536,100
Room & Board	-	-	-	5,130,000	5,130,000
Conferences & Training	600,400	194,700	57,900	777,200	1,630,200
Utilities	3,630,900	719,000	396,500	985,100	5,731,500
Repairs & Maintenance	10,733,800	553,400	69,000	795,500	12,151,700
Road Construction & Maintenance	-	95,327,900	-	-	95,327,900
Vehicle Operations	1,044,100	2,462,000	-	334,700	3,840,800
Contract Services	9,972,000	11,943,400	160,208,200	37,047,600	219,171,200
Internal Services	35,280,300	-	1,936,500	10,624,000	47,840,800
Capital Outlay	7,939,300	7,625,800	242,400	1,463,100	17,270,600
Debt Service - Principal	-	-	-	6,810,000	6,810,000
Debt Service - Interest and fees	-	-	-	1,578,400	1,578,400
Unallocated Reduction	(1,711,100)	-	-	-	(1,711,100)
Total Expenditures	236,069,300	158,149,800	201,885,100	176,154,200	772,258,400
Revenues Over (Under) Expenditures	33,696,000	(10,465,800)	(3,320,000)	(41,686,000)	(21,775,800)
Other Financing Sources (Uses):					
Transfers in - General Fund	-	-	3,752,000	38,118,200	41,870,200
Transfers in - Other Funds	8,174,200	-	-	1,363,000	9,537,200
Transfers out	(41,870,200)	-	-	(1,113,000)	(42,983,200)
Total Other Financing Sources (Uses):	(33,696,000)	-	3,752,000	38,368,200	8,424,200
Net Increase (Decrease) in Fund Balance	-	(10,465,800)	432,000	(3,317,800)	(13,351,600)
Fund Balance, Beginning of Year	52,844,923	59,776,125	5,959,437	22,547,577	141,128,062
Fund Balance, End of Year	\$ 52,844,923	\$ 49,310,325	\$ 6,391,437	\$ 19,229,777	\$ 127,776,462

MACOMB COUNTY, MICHIGAN
Statement of Budgeted Revenues, Expenditures and Changes in Fund Balance
Individual Nonmajor Funds By Category
Fiscal Year Ending December 31, 2020

	Community Corrections	Planning Grants	Macomb Community Action
Revenues:			
Property Taxes	\$ -	\$ -	\$ -
Licenses & Permits	-	-	-
Intergovernmental	-	-	8,665,500
Charges for Services	-	-	-
Fines & Forfeitures	-	-	-
Reimbursements	-	3,500	204,000
Other Revenue	-	106,500	665,000
Total Revenues	-	110,000	9,534,500
Expenditures:			
Personnel	192,600	-	1,304,600
Supplies & Services	-	119,200	8,255,700
Room & Board	-	-	-
Conferences & Training	-	-	20,000
Utilities	-	-	-
Repairs & Maintenance	-	-	12,000
Vehicle Operations	-	-	4,000
Contract Services	-	59,800	175,900
Internal Services	6,800	5,000	9,900
Capital Outlay	-	-	-
Debt Service - Principal	-	-	-
Debt Service - Interest and fees	-	-	-
Total Expenditures	199,400	184,000	9,782,100
Revenues Over (Under) Expenditures	(199,400)	(74,000)	(247,600)
Other Financing Sources (Uses):			
Transfers in from General Fund	199,400	-	-
Transfers in from Other Funds	-	-	-
Transfers out	-	-	-
Total Other Financing Sources (Uses):	199,400	-	-
Net Increase (Decrease) in Fund Balance	-	(74,000)	(247,600)
Fund Balance, Beginning of Year	4,399	485,745	7,394,855
Fund Balance, End of Year	\$ 4,399	\$ 411,745	\$ 7,147,255

continued on next page

MACOMB COUNTY, MICHIGAN
Statement of Budgeted Revenues, Expenditures and Changes in Fund Balance
Individual Nonmajor Funds By Category
Fiscal Year Ending December 31, 2020

	Emergency		
	Debt	Management	Freedom Hill
	Service Fund	Grants	Park
Revenues:			
Property Taxes	\$ -	\$ -	\$ -
Licenses & Permits	-	-	-
Intergovernmental	-	6,033,000	-
Charges for Services	-	-	235,000
Fines & Forfeitures	-	-	-
Reimbursements	-	-	5,000
Other Revenue	-	-	-
Total Revenues	<u>-</u>	<u>6,033,000</u>	<u>240,000</u>
Expenditures:			
Personnel	-	164,000	83,100
Supplies & Services	333,700	5,289,000	206,000
Room & Board	-	-	-
Conferences & Training	-	8,000	-
Utilities	-	-	125,000
Repairs & Maintenance	-	3,500	37,500
Vehicle Operations	-	13,000	8,500
Contract Services	-	337,000	1,000
Internal Services	-	3,500	8,900
Capital Outlay	-	215,000	50,000
Debt Service - Principal	6,810,000	-	-
Debt Service - Interest and fees	1,578,400	-	-
Total Expenditures	<u>8,722,100</u>	<u>6,033,000</u>	<u>520,000</u>
Revenues Over (Under) Expenditures	<u>(8,722,100)</u>	<u>-</u>	<u>(280,000)</u>
Other Financing Sources (Uses):			
Transfers in from General Fund	8,443,500	-	86,000
Transfers in from Other Funds	250,000	-	-
Transfers out	-	-	-
Total Other Financing Sources (Uses):	<u>8,693,500</u>	<u>-</u>	<u>86,000</u>
Net Increase (Decrease) in Fund Balance	(28,600)	-	(194,000)
Fund Balance, Beginning of Year	63,411	(748,370)	1,881,418
Fund Balance, End of Year	<u>\$ 34,811</u>	<u>\$ (748,370)</u>	<u>\$ 1,687,418</u>

continued on next page

MACOMB COUNTY, MICHIGAN
Statement of Budgeted Revenues, Expenditures and Changes in Fund Balance
Individual Nonmajor Funds By Category
Fiscal Year Ending December 31, 2020

	Health Grants	Prosecuting Attorney Forfeitures	Martha T Berry Medical Care Facility
Revenues:			
Property Taxes	\$ -	\$ -	\$ 2,600,000
Licenses & Permits	-	-	-
Intergovernmental	17,600	-	-
Charges for Services	-	-	28,437,400
Fines & Forfeitures	-	110,000	-
Reimbursements	-	-	305,000
Other Revenue	-	-	27,800
Total Revenues	<u>17,600</u>	<u>110,000</u>	<u>31,370,200</u>
Expenditures:			
Personnel	2,700	-	18,533,300
Supplies & Services	35,000	172,500	6,469,300
Room & Board	-	-	-
Conferences & Training	2,200	15,000	70,000
Utilities	-	-	533,300
Repairs & Maintenance	-	-	316,800
Vehicle Operations	-	-	3,600
Contract Services	-	10,000	3,534,100
Internal Services	400	-	-
Capital Outlay	20,800	-	600,000
Debt Service - Principal	-	-	-
Debt Service - Interest and fees	-	-	-
Total Expenditures	<u>61,100</u>	<u>197,500</u>	<u>30,060,400</u>
Revenues Over (Under) Expenditures	<u>(43,500)</u>	<u>(87,500)</u>	<u>1,309,800</u>
Other Financing Sources (Uses):			
Transfers in from General Fund	-	-	-
Transfers in from Other Funds	-	-	-
Transfers out	-	-	-
Total Other Financing Sources (Uses):	<u>-</u>	<u>-</u>	<u>-</u>
Net Increase (Decrease) in Fund Balance	(43,500)	(87,500)	1,309,800
Fund Balance, Beginning of Year	<u>448,195</u>	<u>175,085</u>	<u>(3,385,662)</u>
Fund Balance, End of Year	<u>\$ 404,695</u>	<u>\$ 87,585</u>	<u>\$ (2,075,862)</u>

continued on next page

MACOMB COUNTY, MICHIGAN
Statement of Budgeted Revenues, Expenditures and Changes in Fund Balance
Individual Nonmajor Funds By Category
Fiscal Year Ending December 31, 2020

	Michigan Works!	MSUE Grants	Prosecuting Attorney Federal Forfeitures
Revenues:			
Property Taxes	\$ -	\$ -	\$ -
Licenses & Permits	-	-	-
Intergovernmental	-	-	-
Charges for Services	4,635,900	-	-
Fines & Forfeitures	-	-	-
Reimbursements	-	5,000	-
Other Revenue	-	-	-
Total Revenues	<u>4,635,900</u>	<u>5,000</u>	<u>-</u>
Expenditures:			
Personnel	4,342,600	-	-
Supplies & Services	55,600	11,900	-
Room & Board	-	-	-
Conferences & Training	23,000	1,700	15,000
Utilities	-	-	-
Repairs & Maintenance	-	2,700	-
Vehicle Operations	-	-	-
Contract Services	-	16,900	-
Internal Services	205,000	-	-
Capital Outlay	9,700	600	10,000
Debt Service - Principal	-	-	-
Debt Service - Interest and fees	-	-	-
Total Expenditures	<u>4,635,900</u>	<u>33,800</u>	<u>25,000</u>
Revenues Over (Under) Expenditures	<u>-</u>	<u>(28,800)</u>	<u>(25,000)</u>
Other Financing Sources (Uses):			
Transfers in from General Fund	-	-	-
Transfers in from Other Funds	-	-	-
Transfers out	-	-	-
Total Other Financing Sources (Uses):	<u>-</u>	<u>-</u>	<u>-</u>
Net Increase (Decrease) in Fund Balance	-	(28,800)	(25,000)
Fund Balance, Beginning of Year	-	112,922	41,814
Fund Balance, End of Year	<u>\$ -</u>	<u>\$ 84,122</u>	<u>\$ 16,814</u>

continued on next page

MACOMB COUNTY, MICHIGAN
Statement of Budgeted Revenues, Expenditures and Changes in Fund Balance
Individual Nonmajor Funds By Category
Fiscal Year Ending December 31, 2020

	Register of Deeds Remonumentation	Register of Deeds Technology Fund	Sheriff Grants
Revenues:			
Property Taxes	\$ -	\$ -	\$ -
Licenses & Permits	-	-	-
Intergovernmental	233,100	-	40,000
Charges for Services	-	995,000	50,000
Fines & Forfeitures	-	-	255,000
Reimbursements	-	-	-
Other Revenue	-	-	-
Total Revenues	<u>233,100</u>	<u>995,000</u>	<u>345,000</u>
Expenditures:			
Personnel	-	181,100	-
Supplies & Services	5,500	29,200	103,000
Room & Board	-	-	-
Conferences & Training	-	5,000	101,000
Utilities	-	-	-
Repairs & Maintenance	-	3,500	30,000
Vehicle Operations	-	-	30,000
Contract Services	227,200	500,000	4,000
Internal Services	400	17,500	12,000
Capital Outlay	-	-	65,000
Debt Service - Principal	-	-	-
Debt Service - Interest and fees	-	-	-
Total Expenditures	<u>233,100</u>	<u>736,300</u>	<u>345,000</u>
Revenues Over (Under) Expenditures	<u>-</u>	<u>258,700</u>	<u>-</u>
Other Financing Sources (Uses):			
Transfers in from General Fund	-	-	-
Transfers in from Other Funds	-	-	-
Transfers out	-	-	-
Total Other Financing Sources (Uses):	<u>-</u>	<u>-</u>	<u>-</u>
Net Increase (Decrease) in Fund Balance	-	258,700	-
Fund Balance, Beginning of Year	-	814,923	477,957
Fund Balance, End of Year	<u>\$ -</u>	<u>\$ 1,073,623</u>	<u>\$ 477,957</u>

continued on next page

MACOMB COUNTY, MICHIGAN
Statement of Budgeted Revenues, Expenditures and Changes in Fund Balance
Individual Nonmajor Funds By Category
Fiscal Year Ending December 31, 2020

	Concealed Pistol Licenses	Veterans' Affairs	December Year End Sub-total
Revenues:			
Property Taxes	\$ -	\$ 1,903,000	\$ 4,503,000
Licenses & Permits	295,500	-	295,500
Intergovernmental	-	32,300	15,021,500
Charges for Services	-	-	34,353,300
Fines & Forfeitures	-	-	365,000
Reimbursements	-	-	522,500
Other Revenue	-	-	799,300
Total Revenues	<u>295,500</u>	<u>1,935,300</u>	<u>55,860,100</u>
Expenditures:			
Personnel	119,700	1,196,800	26,120,500
Supplies & Services	22,400	252,700	21,360,700
Room & Board	-	-	-
Conferences & Training	15,000	26,000	301,900
Utilities	-	-	658,300
Repairs & Maintenance	-	2,000	408,000
Vehicle Operations	-	-	59,100
Contract Services	82,800	53,600	5,002,300
Internal Services	19,400	230,900	519,700
Capital Outlay	-	16,000	987,100
Debt Service - Principal	-	-	6,810,000
Debt Service - Interest and fees	-	-	1,578,400
Total Expenditures	<u>259,300</u>	<u>1,778,000</u>	<u>63,806,000</u>
Revenues Over (Under) Expenditures	<u>36,200</u>	<u>157,300</u>	<u>(7,945,900)</u>
Other Financing Sources (Uses):			
Transfers in from General Fund	-	-	8,728,900
Transfers in from Other Funds	-	-	250,000
Transfers out	-	-	-
Total Other Financing Sources (Uses):	<u>-</u>	<u>-</u>	<u>8,978,900</u>
Net Increase (Decrease) in Fund Balance	36,200	157,300	1,033,000
Fund Balance, Beginning of Year	<u>967,720</u>	<u>1,259,547</u>	<u>9,993,959</u>
Fund Balance, End of Year	<u>\$ 1,003,920</u>	<u>\$ 1,416,847</u>	<u>\$ 11,026,959</u>

continued on next page

MACOMB COUNTY, MICHIGAN
Statement of Budgeted Revenues, Expenditures and Changes in Fund Balance
Individual Nonmajor Funds By Category
Fiscal Year Ending September 30, 2020

	Circuit Court Programs	Child Care	Community Corrections
Revenues:			
Property Taxes	\$ -	\$ -	\$ -
Licenses & Permits	-	-	-
Intergovernmental	302,600	6,949,800	1,420,200
Charges for Services	5,000	481,000	-
Fines & Forfeitures	-	-	-
Reimbursements	-	420,000	-
Other Revenue	-	-	-
Total Revenues	<u>307,600</u>	<u>7,850,800</u>	<u>1,420,200</u>
Expenditures:			
Personnel	25,800	9,478,500	984,900
Supplies & Services	22,500	1,049,400	107,000
Room & Board	-	5,130,000	-
Conferences & Training	2,700	45,800	4,000
Utilities	-	279,000	-
Repairs & Maintenance	-	222,000	2,000
Vehicle Operations	-	4,500	-
Contract Services	355,400	704,800	615,000
Internal Services	9,600	2,682,700	57,200
Capital Outlay	-	-	-
Debt Service - Principal	-	-	-
Debt Service - Interest and fees	-	-	-
Total Expenditures	<u>416,000</u>	<u>19,596,700</u>	<u>1,770,100</u>
Revenues Over (Under) Expenditures	<u>(108,400)</u>	<u>(11,745,900)</u>	<u>(349,900)</u>
Other Financing Sources (Uses):			
Transfers in from General Fund	108,400	11,745,900	349,900
Transfers in from Other Funds	-	-	-
Transfers out	-	-	-
Total Other Financing Sources (Uses):	<u>108,400</u>	<u>11,745,900</u>	<u>349,900</u>
Net Increase (Decrease) in Fund Balance	-	-	-
Fund Balance, Beginning of Year	<u>(4,041)</u>	<u>(767,466)</u>	<u>1,737</u>
Fund Balance, End of Year	<u>\$ (4,041)</u>	<u>\$ (767,466)</u>	<u>\$ 1,737</u>

continued on next page

MACOMB COUNTY, MICHIGAN
Statement of Budgeted Revenues, Expenditures and Changes in Fund Balance
Individual Nonmajor Funds By Category
Fiscal Year Ending September 30, 2020

	Macomb Community <u>Action</u>	Friend of <u>the Court</u>	Health <u>Grants</u>
Revenues:			
Property Taxes	\$ -	\$ -	\$ -
Licenses & Permits	-	-	-
Intergovernmental	18,031,500	8,247,500	5,230,800
Charges for Services	9,209,000	740,000	587,000
Fines & Forfeitures	-	-	-
Reimbursements	49,900	-	-
Other Revenue	170,000	-	3,700
Total Revenues	<u>27,460,400</u>	<u>8,987,500</u>	<u>5,821,500</u>
Expenditures:			
Personnel	13,243,800	9,040,800	4,645,100
Supplies & Services	9,577,800	157,400	668,400
Room & Board	-	-	-
Conferences & Training	123,200	48,700	58,900
Utilities	44,800	-	-
Repairs & Maintenance	78,500	72,400	8,000
Vehicle Operations	122,800	18,000	1,300
Contract Services	6,473,300	690,000	1,140,300
Internal Services	2,360,700	2,557,600	1,849,500
Capital Outlay	131,300	65,000	19,300
Debt Service - Principal	-	-	-
Debt Service - Interest and fees	-	-	-
Total Expenditures	<u>32,156,200</u>	<u>12,649,900</u>	<u>8,390,800</u>
Revenues Over (Under) Expenditures	<u>(4,695,800)</u>	<u>(3,662,400)</u>	<u>(2,569,300)</u>
Other Financing Sources (Uses):			
Transfers in from General Fund	4,054,200	3,662,400	2,339,200
Transfers in from Other Funds	1,113,000	-	-
Transfers out	(1,113,000)	-	-
Total Other Financing Sources (Uses):	<u>4,054,200</u>	<u>3,662,400</u>	<u>2,339,200</u>
Net Increase (Decrease) in Fund Balance	(641,600)	-	(230,100)
Fund Balance, Beginning of Year	715,376	(367,443)	2,275,916
Fund Balance, End of Year	<u>\$ 73,776</u>	<u>\$ (367,443)</u>	<u>\$ 2,045,816</u>

continued on next page

MACOMB COUNTY, MICHIGAN
Statement of Budgeted Revenues, Expenditures and Changes in Fund Balance
Individual Nonmajor Funds By Category
Fiscal Year Ending September 30, 2020

	MSUE Grants	Prosecuting Attorney Grants	Veterans Grants	Sheriff Grants
Revenues:				
Property Taxes	\$ -	\$ -	\$ -	\$ -
Licenses & Permits	-	-	-	-
Intergovernmental	-	2,353,700	200,000	1,682,200
Charges for Services	-	45,300	-	533,000
Fines & Forfeitures	-	-	-	10,000
Reimbursements	-	-	-	-
Other Revenue	-	-	-	-
Total Revenues	-	2,399,000	200,000	2,225,200
Expenditures:				
Personnel	-	2,506,600	26,600	1,078,900
Supplies & Services	2,000	206,700	123,000	1,281,000
Room & Board	-	-	-	-
Conferences & Training	-	20,700	-	12,000
Utilities	-	-	-	-
Repairs & Maintenance	-	2,100	-	1,000
Vehicle Operations	-	-	-	129,000
Contract Services	10,800	69,500	30,000	-
Internal Services	7,600	323,900	400	147,900
Capital Outlay	-	99,200	20,000	11,100
Debt Service - Principal	-	-	-	-
Debt Service - Interest and fees	-	-	-	-
Total Expenditures	20,400	3,228,700	200,000	2,660,900
Revenues Over (Under) Expenditures	(20,400)	(829,700)	-	(435,700)
Other Financing Sources (Uses):				
Transfers in from General Fund	-	829,700	-	410,700
Transfers in from Other Funds	-	-	-	-
Transfers out	-	-	-	-
Total Other Financing Sources (Uses):	-	829,700	-	410,700
Net Increase (Decrease) in Fund Balance	(20,400)	-	-	(25,000)
Fund Balance, Beginning of Year	205,941	(250,862)	-	(136,589)
Fund Balance, End of Year	\$ 185,541	\$ (250,862)	\$ -	\$ (161,589)

continued on next page

MACOMB COUNTY, MICHIGAN
Statement of Budgeted Revenues, Expenditures and Changes in Fund Balance
Individual Nonmajor Funds By Category
Fiscal Year Ending September 30, 2020

	Substance		September Year End	
	Abuse	MIDC	Sub-total	Total
Revenues:				
Property Taxes	\$ -	\$ -	\$ -	\$ 4,503,000
Licenses & Permits	-	-	-	295,500
Intergovernmental	6,012,100	3,670,500	54,100,900	69,122,400
Charges for Services	11,385,300	-	22,985,600	57,338,900
Fines & Forfeitures	-	-	10,000	375,000
Reimbursements	-	868,000	1,337,900	1,860,400
Other Revenue	-	-	173,700	973,000
Total Revenues	17,397,400	4,538,500	78,608,100	134,468,200
Expenditures:				
Personnel	1,344,300	871,400	43,246,700	69,367,200
Supplies & Services	719,300	5,966,200	19,880,700	41,241,400
Room & Board	-	-	5,130,000	5,130,000
Conferences & Training	21,200	138,100	475,300	777,200
Utilities	3,000	-	326,800	985,100
Repairs & Maintenance	1,500	-	387,500	795,500
Vehicle Operations	-	-	275,600	334,700
Contract Services	21,956,200	-	32,045,300	37,047,600
Internal Services	90,600	16,600	10,104,300	10,624,000
Capital Outlay	1,000	129,100	476,000	1,463,100
Debt Service - Principal	-	-	-	6,810,000
Debt Service - Interest and fees	-	-	-	1,578,400
Total Expenditures	24,137,100	7,121,400	112,348,200	176,154,200
Revenues Over (Under) Expenditures	(6,739,700)	(2,582,900)	(33,740,100)	(41,686,000)
Other Financing Sources (Uses):				
Transfers in from General Fund	3,306,000	2,582,900	29,389,300	38,118,200
Transfers in from Other Funds	-	-	1,113,000	1,363,000
Transfers out	-	-	(1,113,000)	(1,113,000)
Total Other Financing Sources (Uses):	3,306,000	2,582,900	29,389,300	38,368,200
Net Increase (Decrease) in Fund Balance	(3,433,700)	-	(4,350,800)	(3,317,800)
Fund Balance, Beginning of Year	10,881,049	-	12,553,618	22,547,577
Fund Balance, End of Year	\$ 7,447,349	\$ -	\$ 8,202,818	\$ 19,229,777

MACOMB COUNTY, MICHIGAN
Statement of Budgeted Revenues, Expenditures and Changes in Fund Balance
All Funds Summary By Category and Fund Classification
Fiscal Years Ending September 30 and December 31, 2021

	Major Funds					
	General Fund	Roads		Community Mental Health Enterprise Fund	Nonmajor Funds	Total
		Special Revenue Fund				
Revenues:						
Property Taxes	\$ 133,709,400	\$ -	\$ -	\$ 3,241,000	\$ 136,950,400	
Licenses & Permits	1,522,800	823,700	-	295,500	2,642,000	
Intergovernmental	36,460,600	147,966,800	8,165,400	63,858,300	256,451,100	
Charges for Services	38,801,200	2,117,500	190,556,200	58,203,900	289,678,800	
Investment Income	1,274,600	1,115,000	-	-	2,389,600	
Fines & Forfeitures	609,500	-	-	375,000	984,500	
Reimbursements	7,987,300	-	131,500	1,869,300	9,988,100	
Indirect Cost Allocation	48,372,300	-	66,200	-	48,438,500	
Other Revenue	79,100	272,800	170,200	973,300	1,495,400	
Total Revenues	268,816,800	152,295,800	199,089,500	128,816,300	749,018,400	
Expenditures By Category:						
Personnel	156,681,000	37,743,700	26,140,800	71,241,700	291,807,200	
Supplies & Services	14,853,200	2,449,500	13,388,200	37,321,400	68,012,300	
Room & Board	-	-	-	5,130,000	5,130,000	
Conferences & Training	593,400	193,600	57,900	766,300	1,611,200	
Utilities	3,631,300	719,000	396,500	990,500	5,737,300	
Repairs & Maintenance	10,843,800	558,400	69,000	794,900	12,266,100	
Road Construction & Maintenance	-	90,039,500	-	-	90,039,500	
Vehicle Operations	1,045,100	2,462,000	-	324,700	3,831,800	
Contract Services	9,901,500	18,098,400	160,265,600	35,343,500	223,609,000	
Internal Services	35,387,300	-	1,872,400	10,634,100	47,893,800	
Capital Outlay	13,875,600	3,004,500	242,400	853,000	17,975,500	
Debt Service - Principal	-	-	-	6,855,000	6,855,000	
Debt Service - Interest and fees	-	-	-	1,382,200	1,382,200	
Total Expenditures	246,812,200	155,268,600	202,432,800	171,637,300	776,150,900	
Revenues Over (Under) Expenditures	22,004,600	(2,972,800)	(3,343,300)	(42,821,000)	(27,132,500)	
Other Financing Sources (Uses):						
Transfers in - General Fund	-	-	3,753,700	38,486,500	42,240,200	
Transfers in - Other Funds	8,004,200	-	-	1,173,700	9,177,900	
Transfers out	(42,240,200)	-	-	(1,173,700)	(43,413,900)	
Total Other Financing Sources (Uses):	(34,236,000)	-	3,753,700	38,486,500	8,004,200	
Net Increase (Decrease) in Fund Balance	(12,231,400)	(2,972,800)	410,400	(4,334,500)	(19,128,300)	
Fund Balance, Beginning of Year	52,844,923	49,310,325	6,391,437	19,229,777	127,776,462	
Prior Period Adjustment	-	-	-	-	-	
Fund Balance, End of Year	\$ 40,613,523	\$ 46,337,525	\$ 6,801,837	\$ 14,895,277	\$ 108,648,162	

MACOMB COUNTY, MICHIGAN
Statement of Budgeted Revenues, Expenditures and Changes in Fund Balance
Individual Nonmajor Funds By Category
Fiscal Year Ending December 31, 2021

	Community Corrections	Planning Grants	Macomb Community Action
Revenues:			
Property Taxes	\$ -	\$ -	\$ -
Licenses & Permits	-	-	-
Intergovernmental	-	-	8,685,800
Charges for Services	-	-	-
Fines & Forfeitures	-	-	-
Reimbursements	-	3,500	204,000
Other Revenue	-	106,500	665,000
Total Revenues	-	110,000	9,554,800
Expenditures:			
Personnel	204,700	-	1,324,600
Supplies & Services	-	119,200	8,255,700
Room & Board	-	-	-
Conferences & Training	-	-	20,000
Utilities	-	-	-
Repairs & Maintenance	-	-	12,000
Contract Services	-	59,800	175,900
Internal Services	6,900	5,000	10,200
Capital Outlay	-	-	-
Debt Service - Principal	-	-	-
Debt Service - Interest and fees	-	-	-
Total Expenditures	211,600	184,000	9,802,400
Revenues Over (Under) Expenditures	(211,600)	(74,000)	(247,600)
Other Financing Sources (Uses):			
Transfers in from General Fund	211,600	-	-
Transfers in from Other Funds	-	-	-
Transfers out	-	-	-
Total Other Financing Sources (Uses):	211,600	-	-
Net Increase (Decrease) in Fund Balance	-	(74,000)	(247,600)
Fund Balance, Beginning of Year	4,399	411,745	7,147,255
Fund Balance, End of Year	\$ 4,399	\$ 337,745	\$ 6,899,655

continued on next page

MACOMB COUNTY, MICHIGAN
Statement of Budgeted Revenues, Expenditures and Changes in Fund Balance
Individual Nonmajor Funds By Category
Fiscal Year Ending December 31, 2021

	Debt Service Fund	Emergency Management Grants	Freedom Hill Park
Revenues:			
Property Taxes	\$ -	\$ -	\$ -
Licenses & Permits	-	-	-
Intergovernmental	-	1,801,600	-
Charges for Services	-	-	235,000
Fines & Forfeitures	-	-	-
Reimbursements	-	-	5,000
Other Revenue	-	-	-
Total Revenues	<u>-</u>	<u>1,801,600</u>	<u>240,000</u>
Expenditures:			
Personnel	-	-	85,000
Supplies & Services	83,700	1,606,600	206,000
Room & Board	-	-	-
Conferences & Training	-	2,000	-
Utilities	-	-	125,000
Repairs & Maintenance	-	-	37,500
Contract Services	-	140,000	1,000
Internal Services	-	-	8,900
Capital Outlay	-	50,000	50,000
Debt Service - Principal	6,855,000	-	-
Debt Service - Interest and fees	1,382,200	-	-
Total Expenditures	<u>8,320,900</u>	<u>1,801,600</u>	<u>521,900</u>
Revenues Over (Under) Expenditures	<u>(8,320,900)</u>	<u>-</u>	<u>(281,900)</u>
Other Financing Sources (Uses):			
Transfers in from General Fund	8,292,300	-	86,000
Transfers in from Other Funds	-	-	-
Transfers out	-	-	-
Total Other Financing Sources (Uses):	<u>8,292,300</u>	<u>-</u>	<u>86,000</u>
Net Increase (Decrease) in Fund Balance	(28,600)	-	(195,900)
Fund Balance, Beginning of Year	<u>34,811</u>	<u>(748,370)</u>	<u>1,687,418</u>
Fund Balance, End of Year	<u>\$ 6,211</u>	<u>\$ (748,370)</u>	<u>\$ 1,491,518</u>

continued on next page

MACOMB COUNTY, MICHIGAN
Statement of Budgeted Revenues, Expenditures and Changes in Fund Balance
Individual Nonmajor Funds By Category
Fiscal Year Ending December 31, 2021

	Health Grants	Prosecuting Attorney Forfeitures	Martha T Berry Medical Care Facility
Revenues:			
Property Taxes	\$ -	\$ -	\$ 1,300,000
Licenses & Permits	-	-	-
Intergovernmental	-	-	-
Charges for Services	-	-	29,006,100
Fines & Forfeitures	-	110,000	-
Reimbursements	-	-	312,600
Other Revenue	-	-	28,100
Total Revenues	<u>-</u>	<u>110,000</u>	<u>30,646,800</u>
Expenditures:			
Personnel	-	-	19,095,000
Supplies & Services	17,600	172,400	6,534,000
Room & Board	-	-	-
Conferences & Training	-	15,000	70,700
Utilities	-	-	538,700
Repairs & Maintenance	-	-	320,000
Contract Services	-	10,000	3,569,500
Internal Services	-	-	-
Capital Outlay	20,000	-	386,500
Debt Service - Principal	-	-	-
Debt Service - Interest and fees	-	-	-
Total Expenditures	<u>37,600</u>	<u>197,400</u>	<u>30,518,000</u>
Revenues Over (Under) Expenditures	<u>(37,600)</u>	<u>(87,400)</u>	<u>128,800</u>
Other Financing Sources (Uses):			
Transfers in from General Fund	-	-	-
Transfers in from Other Funds	-	-	-
Transfers out	-	-	-
Total Other Financing Sources (Uses):	<u>-</u>	<u>-</u>	<u>-</u>
Net Increase (Decrease) in Fund Balance	(37,600)	(87,400)	128,800
Fund Balance, Beginning of Year	<u>404,695</u>	<u>87,585</u>	<u>(2,075,862)</u>
Fund Balance, End of Year	<u>\$ 367,095</u>	<u>\$ 185</u>	<u>\$ (1,947,062)</u>

continued on next page

MACOMB COUNTY, MICHIGAN
Statement of Budgeted Revenues, Expenditures and Changes in Fund Balance
Individual Nonmajor Funds By Category
Fiscal Year Ending December 31, 2021

	Michigan <u>Works!</u>	MSUE <u>Grants</u>	Prosecuting Attorney <u>Federal Forfeitures</u>
Revenues:			
Property Taxes	\$ -	\$ -	\$ -
Licenses & Permits	-	-	-
Intergovernmental	-	-	-
Charges for Services	4,931,200	-	-
Fines & Forfeitures	-	-	-
Reimbursements	-	5,000	-
Other Revenue	-	-	-
Total Revenues	<u>4,931,200</u>	<u>5,000</u>	<u>-</u>
Expenditures:			
Personnel	4,636,900	-	-
Supplies & Services	55,600	6,400	-
Room & Board	-	-	-
Conferences & Training	23,000	-	15,000
Utilities	-	-	-
Repairs & Maintenance	-	2,400	-
Contract Services	-	15,500	-
Internal Services	206,000	-	-
Capital Outlay	9,700	-	-
Debt Service - Principal	-	-	-
Debt Service - Interest and fees	-	-	-
Total Expenditures	<u>4,931,200</u>	<u>24,300</u>	<u>15,000</u>
Revenues Over (Under) Expenditures	<u>-</u>	<u>(19,300)</u>	<u>(15,000)</u>
Other Financing Sources (Uses):			
Transfers in from General Fund	-	-	-
Transfers in from Other Funds	-	-	-
Transfers out	-	-	-
Total Other Financing Sources (Uses):	<u>-</u>	<u>-</u>	<u>-</u>
Net Increase (Decrease) in Fund Balance	-	(19,300)	(15,000)
Fund Balance, Beginning of Year	-	84,122	16,814
Fund Balance, End of Year	<u>\$ -</u>	<u>\$ 64,822</u>	<u>\$ 1,814</u>

continued on next page

MACOMB COUNTY, MICHIGAN
Statement of Budgeted Revenues, Expenditures and Changes in Fund Balance
Individual Nonmajor Funds By Category
Fiscal Year Ending December 31, 2021

	Register of Deeds Remonumentation	Register of Deeds Technology Fund	Sheriff Grants
Revenues:			
Property Taxes	\$ -	\$ -	\$ -
Licenses & Permits	-	-	-
Intergovernmental	233,100	-	40,000
Charges for Services	-	965,000	50,000
Fines & Forfeitures	-	-	255,000
Reimbursements	-	-	-
Other Revenue	-	-	-
Total Revenues	<u>233,100</u>	<u>965,000</u>	<u>345,000</u>
Expenditures:			
Personnel	-	185,400	-
Supplies & Services	5,500	29,200	103,000
Room & Board	-	-	-
Conferences & Training	-	5,000	101,000
Utilities	-	-	-
Repairs & Maintenance	-	3,500	30,000
Contract Services	227,200	425,000	4,000
Internal Services	400	17,500	12,000
Capital Outlay	-	-	65,000
Debt Service - Principal	-	-	-
Debt Service - Interest and fees	-	-	-
Total Expenditures	<u>233,100</u>	<u>665,600</u>	<u>345,000</u>
Revenues Over (Under) Expenditures	<u>-</u>	<u>299,400</u>	<u>-</u>
Other Financing Sources (Uses):			
Transfers in from General Fund	-	-	-
Transfers in from Other Funds	-	-	-
Transfers out	-	-	-
Total Other Financing Sources (Uses):	<u>-</u>	<u>-</u>	<u>-</u>
Net Increase (Decrease) in Fund Balance	-	299,400	-
Fund Balance, Beginning of Year	<u>-</u>	<u>1,073,623</u>	<u>477,957</u>
Fund Balance, End of Year	<u>\$ -</u>	<u>\$ 1,373,023</u>	<u>\$ 477,957</u>

continued on next page

MACOMB COUNTY, MICHIGAN
Statement of Budgeted Revenues, Expenditures and Changes in Fund Balance
Individual Nonmajor Funds By Category
Fiscal Year Ending December 31, 2021

	Concealed Pistol Licenses	Veterans' Affairs	December Year End Sub-total
Revenues:			
Property Taxes	\$ -	\$ 1,941,000	\$ 3,241,000
Licenses & Permits	295,500	-	295,500
Intergovernmental	-	33,000	10,793,500
Charges for Services	-	-	35,187,300
Fines & Forfeitures	-	-	365,000
Reimbursements	-	-	530,100
Other Revenue	-	-	799,600
Total Revenues	<u>295,500</u>	<u>1,974,000</u>	<u>51,212,000</u>
Expenditures:			
Personnel	123,600	1,232,900	26,888,100
Supplies & Services	22,400	252,700	17,470,000
Room & Board	-	-	-
Conferences & Training	15,000	26,000	292,700
Utilities	-	-	663,700
Repairs & Maintenance	-	2,000	407,400
Contract Services	82,800	53,600	4,764,300
Internal Services	19,500	231,800	518,200
Capital Outlay	-	16,000	597,200
Debt Service - Principal	-	-	6,855,000
Debt Service - Interest and fees	-	-	1,382,200
Total Expenditures	<u>263,300</u>	<u>1,815,000</u>	<u>59,887,900</u>
Revenues Over (Under) Expenditures	<u>32,200</u>	<u>159,000</u>	<u>(8,675,900)</u>
Other Financing Sources (Uses):			
Transfers in from General Fund	-	-	8,589,900
Transfers in from Other Funds	-	-	-
Transfers out	-	-	-
Total Other Financing Sources (Uses):	<u>-</u>	<u>-</u>	<u>8,589,900</u>
Net Increase (Decrease) in Fund Balance	32,200	159,000	(86,000)
Fund Balance, Beginning of Year	<u>1,003,920</u>	<u>1,416,847</u>	<u>11,026,959</u>
Fund Balance, End of Year	<u>\$ 1,036,120</u>	<u>\$ 1,575,847</u>	<u>\$ 10,940,959</u>

continued on next page

MACOMB COUNTY, MICHIGAN
Statement of Budgeted Revenues, Expenditures and Changes in Fund Balance
Individual Nonmajor Funds By Category
Fiscal Year Ending September 30, 2021

	Circuit Court Programs	Child Care	Community Corrections
Revenues:			
Property Taxes	\$ -	\$ -	\$ -
Licenses & Permits	-	-	-
Intergovernmental	302,600	7,126,400	1,420,200
Charges for Services	5,000	481,000	-
Fines & Forfeitures	-	-	-
Reimbursements	-	420,000	-
Other Revenue	-	-	-
Total Revenues	<u>307,600</u>	<u>8,027,400</u>	<u>1,420,200</u>
Expenditures:			
Personnel	25,800	9,772,800	987,100
Supplies & Services	22,500	1,049,400	107,000
Room & Board	-	5,130,000	-
Conferences & Training	2,700	45,800	4,000
Utilities	-	279,000	-
Repairs & Maintenance	-	222,000	2,000
Contract Services	355,400	704,800	615,000
Internal Services	9,600	2,715,200	57,300
Capital Outlay	-	-	-
Debt Service - Principal	-	-	-
Debt Service - Interest and fees	-	-	-
Total Expenditures	<u>416,000</u>	<u>19,923,500</u>	<u>1,772,400</u>
Revenues Over (Under) Expenditures	<u>(108,400)</u>	<u>(11,896,100)</u>	<u>(352,200)</u>
Other Financing Sources (Uses):			
Transfers in from General Fund	108,400	11,896,100	352,200
Transfers in from Other Funds	-	-	-
Transfers out	-	-	-
Total Other Financing Sources (Uses):	<u>108,400</u>	<u>11,896,100</u>	<u>352,200</u>
Net Increase (Decrease) in Fund Balance	-	-	-
Fund Balance, Beginning of Year	<u>(4,041)</u>	<u>(767,466)</u>	<u>1,737</u>
Fund Balance, End of Year	<u>\$ (4,041)</u>	<u>\$ (767,466)</u>	<u>\$ 1,737</u>

continued on next page

MACOMB COUNTY, MICHIGAN
Statement of Budgeted Revenues, Expenditures and Changes in Fund Balance
Individual Nonmajor Funds By Category
Fiscal Year Ending September 30, 2021

	Macomb Community Action	Friend of the Court	Health Grants
Revenues:			
Property Taxes	\$ -	\$ -	\$ -
Licenses & Permits	-	-	-
Intergovernmental	18,196,400	8,372,500	5,039,100
Charges for Services	9,222,900	740,000	587,000
Fines & Forfeitures	-	-	-
Reimbursements	51,200	-	-
Other Revenue	170,000	-	3,700
Total Revenues	27,640,500	9,112,500	5,629,800
Expenditures:			
Personnel	13,561,100	9,284,800	4,785,000
Supplies & Services	9,589,000	157,400	627,100
Room & Board	-	-	-
Conferences & Training	123,200	48,700	57,200
Utilities	44,800	-	-
Repairs & Maintenance	78,500	72,400	8,000
Contract Services	6,472,300	690,000	1,031,000
Internal Services	2,361,500	2,563,600	1,814,900
Capital Outlay	60,200	65,000	8,300
Debt Service - Principal	-	-	-
Debt Service - Interest and fees	-	-	-
Total Expenditures	32,413,400	12,899,900	8,332,800
Revenues Over (Under) Expenditures	(4,772,900)	(3,787,400)	(2,703,000)
Other Financing Sources (Uses):			
Transfers in from General Fund	4,126,700	3,787,400	2,473,000
Transfers in from Other Funds	1,173,700	-	-
Transfers out	(1,173,700)	-	-
Total Other Financing Sources (Uses):	4,126,700	3,787,400	2,473,000
Net Increase (Decrease) in Fund Balance	(646,200)	-	(230,000)
Fund Balance, Beginning of Year	73,776	(367,443)	2,045,816
Fund Balance, End of Year	\$ (572,424)	\$ (367,443)	\$ 1,815,816

continued on next page

MACOMB COUNTY, MICHIGAN
Statement of Budgeted Revenues, Expenditures and Changes in Fund Balance
Individual Nonmajor Funds By Category
Fiscal Year Ending September 30, 2021

	MSUE Grants	Prosecuting Attorney Grants	Veterans Grants	Sheriff Grants
Revenues:				
Property Taxes	\$ -	\$ -	\$ -	\$ -
Licenses & Permits	-	-	-	-
Intergovernmental	-	2,376,700	200,000	1,702,000
Charges for Services	-	45,300	-	533,000
Fines & Forfeitures	-	-	-	10,000
Reimbursements	-	-	-	-
Other Revenue	-	-	-	-
Total Revenues	-	2,422,000	200,000	2,245,000
Expenditures:				
Personnel	-	2,562,400	27,100	1,100,300
Supplies & Services	2,000	202,900	122,500	1,281,000
Room & Board	-	-	-	-
Conferences & Training	-	20,700	-	12,000
Utilities	-	-	-	-
Repairs & Maintenance	-	2,100	-	1,000
Contract Services	6,000	69,500	30,000	-
Internal Services	7,600	324,600	400	148,400
Capital Outlay	-	82,300	20,000	16,000
Debt Service - Principal	-	-	-	-
Debt Service - Interest and fees	-	-	-	-
Total Expenditures	15,600	3,264,500	200,000	2,687,700
Revenues Over (Under) Expenditures	(15,600)	(842,500)	-	(442,700)
Other Financing Sources (Uses):				
Transfers in from General Fund	-	842,500	-	417,700
Transfers in from Other Funds	-	-	-	-
Transfers out	-	-	-	-
Total Other Financing Sources (Uses):	-	842,500	-	417,700
Net Increase (Decrease) in Fund Balance	(15,600)	-	-	(25,000)
Fund Balance, Beginning of Year	185,541	(250,862)	-	(161,589)
Fund Balance, End of Year	\$ 169,941	\$ (250,862)	\$ -	\$ (186,589)

continued on next page

MACOMB COUNTY, MICHIGAN
Statement of Budgeted Revenues, Expenditures and Changes in Fund Balance
Individual Nonmajor Funds By Category
Fiscal Year Ending September 30, 2021

	Substance		September Year End	
	Abuse	MIDC	Sub-total	Total
Revenues:				
Property Taxes	\$ -	\$ -	\$ -	\$ 3,241,000
Licenses & Permits	-	-	-	295,500
Intergovernmental	4,784,500	3,544,400	53,064,800	63,858,300
Charges for Services	11,402,400	-	23,016,600	58,203,900
Fines & Forfeitures	-	-	10,000	375,000
Reimbursements	-	868,000	1,339,200	1,869,300
Other Revenue	-	-	173,700	973,300
Total Revenues	16,186,900	4,412,400	77,604,300	128,816,300
Expenditures:				
Personnel	1,376,200	871,000	44,353,600	71,241,700
Supplies & Services	724,400	5,966,200	19,851,400	37,321,400
Room & Board	-	-	5,130,000	5,130,000
Conferences & Training	21,200	138,100	473,600	766,300
Utilities	3,000	-	326,800	990,500
Repairs & Maintenance	1,500	-	387,500	794,900
Contract Services	20,605,200	-	30,579,200	35,343,500
Internal Services	95,800	17,000	10,115,900	10,634,100
Capital Outlay	1,000	3,000	255,800	853,000
Debt Service - Principal	-	-	-	6,855,000
Debt Service - Interest and fees	-	-	-	1,382,200
Total Expenditures	22,828,300	6,995,300	111,749,400	171,637,300
Revenues Over (Under) Expenditures	(6,641,400)	(2,582,900)	(34,145,100)	(42,821,000)
Other Financing Sources (Uses):				
Transfers in from General Fund	3,309,700	2,582,900	29,896,600	38,486,500
Transfers in from Other Funds	-	-	1,173,700	1,173,700
Transfers out	-	-	(1,173,700)	(1,173,700)
Total Other Financing Sources (Uses):	3,309,700	2,582,900	29,896,600	38,486,500
Net Increase (Decrease) in Fund Balance	(3,331,700)	-	(4,248,500)	(4,334,500)
Fund Balance, Beginning of Year	7,447,349	-	8,202,818	19,229,777
Fund Balance, End of Year	\$ 4,115,649	\$ -	\$ 3,954,318	\$ 14,895,277

MACOMB COUNTY, MICHIGAN
Statement of Budgeted Revenues, Expenditures and Changes in Fund Balance
All Funds Summary By Category and Fund Classification
Fiscal Years Ending September 30 and December 31, 2022

	Major Funds				
	General	Roads	Community	Nonmajor	Total
	Fund	Special Revenue Fund	Mental Health Enterprise Fund		
Revenues:					
Property Taxes	\$ 134,993,000	\$ -	\$ -	\$ 2,002,300	\$ 136,995,300
Licenses & Permits	1,522,800	823,700	-	295,500	2,642,000
Intergovernmental	36,693,100	149,895,100	8,216,800	62,519,500	257,324,500
Charges for Services	38,038,300	2,117,500	191,028,900	59,205,300	290,390,000
Investment Income	956,000	1,013,000	-	-	1,969,000
Fines & Forfeitures	609,500	-	-	375,000	984,500
Reimbursements	8,064,100	-	131,500	1,877,400	10,073,000
Indirect Cost Allocation	48,372,300	-	66,200	-	48,438,500
Other Revenue	79,100	272,900	170,200	973,600	1,495,800
Total Revenues	269,328,200	154,122,200	199,613,600	127,248,600	750,312,600
Expenditures By Category:					
Personnel	159,918,300	38,624,100	26,648,700	72,783,100	297,974,200
Supplies & Services	15,292,700	2,529,500	13,382,600	35,720,000	66,924,800
Room & Board	-	-	-	5,130,000	5,130,000
Conferences & Training	593,400	193,600	57,900	750,200	1,595,100
Utilities	3,587,500	719,000	396,500	995,900	5,698,900
Repairs & Maintenance	10,905,000	558,400	69,000	797,600	12,330,000
Road Construction & Maintenance	-	91,289,500	-	-	91,289,500
Vehicle Operations	1,047,100	2,462,000	-	321,800	3,830,900
Contract Services	9,906,400	18,098,400	160,322,700	35,082,300	223,409,800
Internal Services	35,615,400	-	1,861,400	10,686,200	48,163,000
Capital Outlay	12,391,300	3,000,000	242,400	735,800	16,369,500
Debt Service - Principal	-	-	-	6,935,000	6,935,000
Debt Service - Interest and fees	-	-	-	1,184,100	1,184,100
Total Expenditures	249,257,100	157,474,500	202,981,200	171,122,000	780,834,800
Revenues Over (Under) Expenditures	20,071,100	(3,352,300)	(3,367,600)	(43,873,400)	(30,522,200)
Other Financing Sources (Uses):					
Transfers in - General Fund	-	-	3,757,500	38,885,800	42,643,300
Transfers in - Other Funds	8,004,200	-	-	1,187,800	9,192,000
Transfers out	(42,643,300)	-	-	(1,187,800)	(43,831,100)
Total Other Financing Sources (Uses):	(34,639,100)	-	3,757,500	38,885,800	8,004,200
Net Increase (Decrease) in Fund Balance	(14,568,000)	(3,352,300)	389,900	(4,987,600)	(22,518,000)
Fund Balance, Beginning of Year	40,613,523	46,337,525	6,801,837	14,895,277	108,648,162
Fund Balance, End of Year	\$ 26,045,523	\$ 42,985,225	\$ 7,191,737	\$ 9,907,677	\$ 86,130,162

MACOMB COUNTY, MICHIGAN
Statement of Budgeted Revenues, Expenditures and Changes in Fund Balance
Individual Nonmajor Funds By Category
Fiscal Year Ending December 31, 2022

	Community Corrections	Planning Grants	Macomb Community Action
Revenues:			
Property Taxes	\$ -	\$ -	\$ -
Licenses & Permits	-	-	-
Intergovernmental	-	-	8,685,800
Charges for Services	-	-	-
Fines & Forfeitures	-	-	-
Reimbursements	-	3,500	204,000
Other Revenue	-	106,500	665,000
Total Revenues	-	110,000	9,554,800
Expenditures:			
Personnel	213,500	-	1,324,500
Supplies & Services	-	119,200	8,255,700
Room & Board	-	-	-
Conferences & Training	-	-	20,000
Utilities	-	-	-
Repairs & Maintenance	-	-	12,000
Vehicle Operations	-	-	4,000
Contract Services	-	57,600	175,900
Internal Services	7,000	5,000	10,300
Capital Outlay	-	-	-
Debt Service - Principal	-	-	-
Debt Service - Interest and fees	-	-	-
Total Expenditures	220,500	181,800	9,802,400
Revenues Over (Under) Expenditures	(220,500)	(71,800)	(247,600)
Other Financing Sources (Uses):			
Transfers in from General Fund	220,500	-	-
Transfers in from Other Funds	-	-	-
Transfers out	-	-	-
Total Other Financing Sources (Uses):	220,500	-	-
Net Increase (Decrease) in Fund Balance	-	(71,800)	(247,600)
Fund Balance, Beginning of Year	4,399	337,745	6,899,655
Fund Balance, End of Year	\$ 4,399	\$ 265,945	\$ 6,652,055

continued on next page

MACOMB COUNTY, MICHIGAN
Statement of Budgeted Revenues, Expenditures and Changes in Fund Balance
Individual Nonmajor Funds By Category
Fiscal Year Ending December 31, 2022

	Debt	Emergency Management	Freedom Hill
	Service Fund	Grants	Park
Revenues:			
Property Taxes	\$ 22,400	\$ -	\$ -
Licenses & Permits	-	-	-
Intergovernmental	-	-	-
Charges for Services	-	-	235,000
Fines & Forfeitures	-	-	-
Reimbursements	-	-	5,000
Other Revenue	-	-	-
Total Revenues	<u>22,400</u>	<u>-</u>	<u>240,000</u>
Expenditures:			
Personnel	-	-	87,000
Supplies & Services	83,700	-	206,000
Room & Board	-	-	-
Conferences & Training	-	-	-
Utilities	-	-	125,000
Repairs & Maintenance	-	-	37,500
Vehicle Operations	-	-	8,500
Contract Services	-	-	1,000
Internal Services	-	-	8,900
Capital Outlay	-	-	50,000
Debt Service - Principal	6,935,000	-	-
Debt Service - Interest and fees	1,184,100	-	-
Total Expenditures	<u>8,202,800</u>	<u>-</u>	<u>523,900</u>
Revenues Over (Under) Expenditures	<u>(8,180,400)</u>	<u>-</u>	<u>(283,900)</u>
Other Financing Sources (Uses):			
Transfers in from General Fund	8,174,200	-	86,000
Transfers in from Other Funds	-	-	-
Transfers out	-	-	-
Total Other Financing Sources (Uses):	<u>8,174,200</u>	<u>-</u>	<u>86,000</u>
Net Increase (Decrease) in Fund Balance	(6,200)	-	(197,900)
Fund Balance, Beginning of Year	6,211	(748,370)	1,491,518
Fund Balance, End of Year	<u>\$ 11</u>	<u>\$ (748,370)</u>	<u>\$ 1,293,618</u>

continued on next page

MACOMB COUNTY, MICHIGAN
Statement of Budgeted Revenues, Expenditures and Changes in Fund Balance
Individual Nonmajor Funds By Category
Fiscal Year Ending December 31, 2022

	Health Grants	Prosecuting Attorney Forfeitures	Martha T Berry Medical Care Facility
Revenues:			
Property Taxes	\$ -	\$ -	\$ -
Licenses & Permits	-	-	-
Intergovernmental	-	-	-
Charges for Services	-	-	29,876,300
Fines & Forfeitures	-	110,000	-
Reimbursements	-	-	320,400
Other Revenue	-	-	28,400
Total Revenues	<u>-</u>	<u>110,000</u>	<u>30,225,100</u>
Expenditures:			
Personnel	-	-	19,357,100
Supplies & Services	17,600	115,000	6,599,300
Room & Board	-	-	-
Conferences & Training	-	15,000	71,400
Utilities	-	-	544,100
Repairs & Maintenance	-	-	323,200
Vehicle Operations	-	-	3,700
Contract Services	-	10,000	3,605,200
Internal Services	-	-	-
Capital Outlay	20,000	-	336,500
Debt Service - Principal	-	-	-
Debt Service - Interest and fees	-	-	-
Total Expenditures	<u>37,600</u>	<u>140,000</u>	<u>30,840,500</u>
Revenues Over (Under) Expenditures	<u>(37,600)</u>	<u>(30,000)</u>	<u>(615,400)</u>
Other Financing Sources (Uses):			
Transfers in from General Fund	-	-	-
Transfers in from Other Funds	-	-	-
Transfers out	-	-	-
Total Other Financing Sources (Uses):	<u>-</u>	<u>-</u>	<u>-</u>
Net Increase (Decrease) in Fund Balance	(37,600)	(30,000)	(615,400)
Fund Balance, Beginning of Year	<u>367,095</u>	<u>185</u>	<u>(1,947,062)</u>
Fund Balance, End of Year	<u>\$ 329,495</u>	<u>\$ (29,815)</u>	<u>\$ (2,562,462)</u>

continued on next page

MACOMB COUNTY, MICHIGAN
Statement of Budgeted Revenues, Expenditures and Changes in Fund Balance
Individual Nonmajor Funds By Category
Fiscal Year Ending December 31, 2022

	Michigan Works!	MSUE Grants	Prosecuting Attorney Federal Forfeitures
Revenues:			
Property Taxes	\$ -	\$ -	\$ -
Licenses & Permits	-	-	-
Intergovernmental	-	-	-
Charges for Services	5,045,600	-	-
Fines & Forfeitures	-	-	-
Reimbursements	-	5,000	-
Other Revenue	-	-	-
Total Revenues	<u>5,045,600</u>	<u>5,000</u>	<u>-</u>
Expenditures:			
Personnel	4,752,000	-	-
Supplies & Services	53,800	3,600	-
Room & Board	-	-	-
Conferences & Training	23,000	200	-
Utilities	-	-	-
Repairs & Maintenance	-	1,900	-
Vehicle Operations	-	-	-
Contract Services	-	1,800	-
Internal Services	207,100	-	-
Capital Outlay	9,700	-	-
Debt Service - Principal	-	-	-
Debt Service - Interest and fees	-	-	-
Total Expenditures	<u>5,045,600</u>	<u>7,500</u>	<u>-</u>
Revenues Over (Under) Expenditures	<u>-</u>	<u>(2,500)</u>	<u>-</u>
Other Financing Sources (Uses):			
Transfers in from General Fund	-	-	-
Transfers in from Other Funds	-	-	-
Transfers out	-	-	-
Total Other Financing Sources (Uses):	<u>-</u>	<u>-</u>	<u>-</u>
Net Increase (Decrease) in Fund Balance	-	(2,500)	-
Fund Balance, Beginning of Year	-	64,822	1,814
Fund Balance, End of Year	<u>\$ -</u>	<u>\$ 62,322</u>	<u>\$ 1,814</u>

continued on next page

MACOMB COUNTY, MICHIGAN
Statement of Budgeted Revenues, Expenditures and Changes in Fund Balance
Individual Nonmajor Funds By Category
Fiscal Year Ending December 31, 2022

	Register of Deeds Remonumentation	Register of Deeds Technology Fund	Sheriff Grants
Revenues:			
Property Taxes	\$ -	\$ -	\$ -
Licenses & Permits	-	-	-
Intergovernmental	233,100	-	40,000
Charges for Services	-	965,000	50,000
Fines & Forfeitures	-	-	255,000
Reimbursements	-	-	-
Other Revenue	-	-	-
Total Revenues	<u>233,100</u>	<u>965,000</u>	<u>345,000</u>
Expenditures:			
Personnel	-	189,800	-
Supplies & Services	5,500	29,200	103,000
Room & Board	-	-	-
Conferences & Training	-	5,000	101,000
Utilities	-	-	-
Repairs & Maintenance	-	3,500	30,000
Vehicle Operations	-	-	30,000
Contract Services	227,200	425,000	4,000
Internal Services	400	17,600	12,000
Capital Outlay	-	-	65,000
Debt Service - Principal	-	-	-
Debt Service - Interest and fees	-	-	-
Total Expenditures	<u>233,100</u>	<u>670,100</u>	<u>345,000</u>
Revenues Over (Under) Expenditures	<u>-</u>	<u>294,900</u>	<u>-</u>
Other Financing Sources (Uses):			
Transfers in from General Fund	-	-	-
Transfers in from Other Funds	-	-	-
Transfers out	-	-	-
Total Other Financing Sources (Uses):	<u>-</u>	<u>-</u>	<u>-</u>
Net Increase (Decrease) in Fund Balance	-	294,900	-
Fund Balance, Beginning of Year	-	1,373,023	477,957
Fund Balance, End of Year	<u>\$ -</u>	<u>\$ 1,667,923</u>	<u>\$ 477,957</u>

continued on next page

MACOMB COUNTY, MICHIGAN
Statement of Budgeted Revenues, Expenditures and Changes in Fund Balance
Individual Nonmajor Funds By Category
Fiscal Year Ending December 31, 2022

	Concealed Pistol Licenses	Veterans' Affairs	December Year End Sub-total
Revenues:			
Property Taxes	\$ -	\$ 1,979,900	\$ 2,002,300
Licenses & Permits	295,500	-	295,500
Intergovernmental	-	33,600	8,992,500
Charges for Services	-	-	36,171,900
Fines & Forfeitures	-	-	365,000
Reimbursements	-	-	537,900
Other Revenue	-	-	799,900
Total Revenues	<u>295,500</u>	<u>2,013,500</u>	<u>49,165,000</u>
Expenditures:			
Personnel	126,500	1,271,200	27,321,600
Supplies & Services	22,400	252,700	15,866,700
Room & Board	-	-	-
Conferences & Training	15,000	26,000	276,600
Utilities	-	-	669,100
Repairs & Maintenance	-	2,000	410,100
Vehicle Operations	-	-	46,200
Contract Services	82,800	53,600	4,644,100
Internal Services	19,600	233,000	520,900
Capital Outlay	-	16,000	497,200
Debt Service - Principal	-	-	6,935,000
Debt Service - Interest and fees	-	-	1,184,100
Total Expenditures	<u>266,300</u>	<u>1,854,500</u>	<u>58,371,600</u>
Revenues Over (Under) Expenditures	<u>29,200</u>	<u>159,000</u>	<u>(9,206,600)</u>
Other Financing Sources (Uses):			
Transfers in from General Fund	-	-	8,480,700
Transfers in from Other Funds	-	-	-
Transfers out	-	-	-
Total Other Financing Sources (Uses):	<u>-</u>	<u>-</u>	<u>8,480,700</u>
Net Increase (Decrease) in Fund Balance	29,200	159,000	(725,900)
Fund Balance, Beginning of Year	<u>1,036,120</u>	<u>1,575,847</u>	<u>10,940,959</u>
Fund Balance, End of Year	<u>\$ 1,065,320</u>	<u>\$ 1,734,847</u>	<u>\$ 10,215,059</u>

continued on next page

MACOMB COUNTY, MICHIGAN
Statement of Budgeted Revenues, Expenditures and Changes in Fund Balance
Individual Nonmajor Funds By Category
Fiscal Year Ending September 30, 2022

	Circuit Court Programs	Child Care	Community Corrections
Revenues:			
Property Taxes	\$ -	\$ -	\$ -
Licenses & Permits	-	-	-
Intergovernmental	302,600	7,301,200	1,420,200
Charges for Services	5,000	481,000	-
Fines & Forfeitures	-	-	-
Reimbursements	-	420,000	-
Other Revenue	-	-	-
Total Revenues	307,600	8,202,200	1,420,200
Expenditures:			
Personnel	25,800	10,064,100	989,400
Supplies & Services	22,500	1,049,400	107,000
Room & Board	-	5,130,000	-
Conferences & Training	2,700	45,800	4,000
Utilities	-	279,000	-
Repairs & Maintenance	-	222,000	2,000
Vehicle Operations	-	4,500	-
Contract Services	355,400	704,800	615,000
Internal Services	9,600	2,747,400	57,300
Capital Outlay	-	-	-
Debt Service - Principal	-	-	-
Debt Service - Interest and fees	-	-	-
Total Expenditures	416,000	20,247,000	1,774,700
Revenues Over (Under) Expenditures	(108,400)	(12,044,800)	(354,500)
Other Financing Sources (Uses):			
Transfers in from General Fund	108,400	12,044,800	354,500
Transfers in from Other Funds	-	-	-
Transfers out	-	-	-
Total Other Financing Sources (Uses):	108,400	12,044,800	354,500
Net Increase (Decrease) in Fund Balance	-	-	-
Fund Balance, Beginning of Year	(4,041)	(767,466)	1,737
Fund Balance, End of Year	\$ (4,041)	\$ (767,466)	\$ 1,737

continued on next page

MACOMB COUNTY, MICHIGAN
Statement of Budgeted Revenues, Expenditures and Changes in Fund Balance
Individual Nonmajor Funds By Category
Fiscal Year Ending September 30, 2022

	Macomb Community Action	Friend of the Court	Health Grants
Revenues:			
Property Taxes	\$ -	\$ -	\$ -
Licenses & Permits	-	-	-
Intergovernmental	18,442,800	8,503,100	5,039,100
Charges for Services	9,224,100	740,000	587,000
Fines & Forfeitures	-	-	-
Reimbursements	51,500	-	-
Other Revenue	170,000	-	3,700
Total Revenues	27,888,400	9,243,100	5,629,800
Expenditures:			
Personnel	13,824,300	9,539,300	4,984,100
Supplies & Services	9,590,100	157,400	627,100
Room & Board	-	-	-
Conferences & Training	123,200	48,700	57,200
Utilities	44,800	-	-
Repairs & Maintenance	78,500	72,400	8,000
Vehicle Operations	122,800	18,000	1,300
Contract Services	6,473,200	690,000	1,031,000
Internal Services	2,361,500	2,570,400	1,818,500
Capital Outlay	60,200	65,000	8,300
Debt Service - Principal	-	-	-
Debt Service - Interest and fees	-	-	-
Total Expenditures	32,678,600	13,161,200	8,535,500
Revenues Over (Under) Expenditures	(4,790,200)	(3,918,100)	(2,905,700)
Other Financing Sources (Uses):			
Transfers in from General Fund	4,142,600	3,918,100	2,663,900
Transfers in from Other Funds	1,187,800	-	-
Transfers out	(1,187,800)	-	-
Total Other Financing Sources (Uses):	4,142,600	3,918,100	2,663,900
Net Increase (Decrease) in Fund Balance	(647,600)	-	(241,800)
Fund Balance, Beginning of Year	(572,424)	(367,443)	1,815,816
Fund Balance, End of Year	\$ (1,220,024)	\$ (367,443)	\$ 1,574,016

continued on next page

MACOMB COUNTY, MICHIGAN
Statement of Budgeted Revenues, Expenditures and Changes in Fund Balance
Individual Nonmajor Funds By Category
Fiscal Year Ending September 30, 2022

	MSUE Grants	Prosecuting Attorney Grants	Veterans Grants	Sheriff Grants
Revenues:				
Property Taxes	\$ -	\$ -	\$ -	\$ -
Licenses & Permits	-	-	-	-
Intergovernmental	-	2,397,500	200,000	1,719,800
Charges for Services	-	45,300	-	533,000
Fines & Forfeitures	-	-	-	10,000
Reimbursements	-	-	-	-
Other Revenue	-	-	-	-
Total Revenues	-	2,442,800	200,000	2,262,800
Expenditures:				
Personnel	-	2,615,700	27,700	1,122,300
Supplies & Services	2,000	198,900	121,900	1,281,000
Room & Board	-	-	-	-
Conferences & Training	-	20,700	-	12,000
Utilities	-	-	-	-
Repairs & Maintenance	-	2,100	-	1,000
Vehicle Operations	-	-	-	129,000
Contract Services	6,000	69,500	30,000	-
Internal Services	7,600	325,100	400	148,800
Capital Outlay	-	65,100	20,000	16,000
Debt Service - Principal	-	-	-	-
Debt Service - Interest and fees	-	-	-	-
Total Expenditures	15,600	3,297,100	200,000	2,710,100
Revenues Over (Under) Expenditures	(15,600)	(854,300)	-	(447,300)
Other Financing Sources (Uses):				
Transfers in from General Fund	-	854,300	-	422,300
Transfers in from Other Funds	-	-	-	-
Transfers out	-	-	-	-
Total Other Financing Sources (Uses):	-	854,300	-	422,300
Net Increase (Decrease) in Fund Balance	(15,600)	-	-	(25,000)
Fund Balance, Beginning of Year	169,941	(250,862)	-	(186,589)
Fund Balance, End of Year	\$ 154,341	\$ (250,862)	\$ -	\$ (211,589)

continued on next page

MACOMB COUNTY, MICHIGAN
Statement of Budgeted Revenues, Expenditures and Changes in Fund Balance
Individual Nonmajor Funds By Category
Fiscal Year Ending September 30, 2022

	Substance		September Year End	
	Abuse	MIDC	Sub-total	Total
Revenues:				
Property Taxes	\$ -	\$ -	\$ -	\$ 2,002,300
Licenses & Permits	-	-	-	295,500
Intergovernmental	4,656,300	3,544,400	53,527,000	62,519,500
Charges for Services	11,418,000	-	23,033,400	59,205,300
Fines & Forfeitures	-	-	10,000	375,000
Reimbursements	-	868,000	1,339,500	1,877,400
Other Revenue	-	-	173,700	973,600
Total Revenues	16,074,300	4,412,400	78,083,600	127,248,600
Expenditures:				
Personnel	1,398,200	870,600	45,461,500	72,783,100
Supplies & Services	729,800	5,966,200	19,853,300	35,720,000
Room & Board	-	-	5,130,000	5,130,000
Conferences & Training	21,200	138,100	473,600	750,200
Utilities	3,000	-	326,800	995,900
Repairs & Maintenance	1,500	-	387,500	797,600
Vehicle Operations	-	-	275,600	321,800
Contract Services	20,463,300	-	30,438,200	35,082,300
Internal Services	101,300	17,400	10,165,300	10,686,200
Capital Outlay	1,000	3,000	238,600	735,800
Debt Service - Principal	-	-	-	6,935,000
Debt Service - Interest and fees	-	-	-	1,184,100
Total Expenditures	22,719,300	6,995,300	112,750,400	171,122,000
Revenues Over (Under) Expenditures	(6,645,000)	(2,582,900)	(34,666,800)	(43,873,400)
Other Financing Sources (Uses):				
Transfers in from General Fund	3,313,300	2,582,900	30,405,100	38,885,800
Transfers in from Other Funds	-	-	1,187,800	1,187,800
Transfers out	-	-	(1,187,800)	(1,187,800)
Total Other Financing Sources (Uses):	3,313,300	2,582,900	30,405,100	38,885,800
Net Increase (Decrease) in Fund Balance	(3,331,700)	-	(4,261,700)	(4,987,600)
Fund Balance, Beginning of Year	4,115,649	-	3,954,318	14,895,277
Fund Balance, End of Year	\$ 783,949	\$ -	\$ (307,382)	\$ 9,907,677

MACOMB COUNTY, MICHIGAN
General Fund Detail by Category - All Departments

DEPARTMENT	FUND				FUNCTION		
ALL DEPARTMENTS	GENERAL FUND				ALL FUNCTIONS		
	Year Ended December 31,						
	Audited		Budgeted				
	2017 Actual	2018 Actual	2019 Amended	2020 Adopted 12/04/19	2020 Amended 12/19/19	2021 Forecasted	2022 Forecasted
Revenues:							
Property Taxes	\$ 118,423,150	\$ 120,887,270	\$ 126,673,194	\$ 131,094,600	\$ 131,094,600	\$ 133,709,400	\$ 134,993,000
Licenses & Permits	1,577,396	1,540,465	1,509,550	1,522,800	1,522,800	1,522,800	1,522,800
Intergovernmental	38,951,865	36,560,470	39,852,384	37,230,400	37,230,400	36,460,600	36,693,100
Charges for Services	36,590,575	39,076,392	38,587,418	41,306,800	41,306,800	38,801,200	38,038,300
Investment Income	775,514	1,452,521	1,389,355	1,699,500	1,699,500	1,274,600	956,000
Fines & Forfeitures	601,507	580,241	510,000	609,500	609,500	609,500	609,500
Reimbursements	8,345,818	7,758,154	7,667,931	7,833,600	7,833,600	7,987,300	8,064,100
Indirect Cost Allocation	14,482,179	14,570,767	45,062,058	48,389,000	48,389,000	48,372,300	48,372,300
Other Revenue	185,549	213,958	114,100	79,100	79,100	79,100	79,100
Total Revenues	219,933,553	222,640,238	261,365,990	269,765,300	269,765,300	268,816,800	269,328,200
Expenditures:							
Personnel	136,608,694	138,750,246	144,020,491	153,087,800	153,087,800	156,681,000	159,918,300
Supplies & Services	16,379,056	16,772,115	13,879,840	15,491,800	15,491,800	14,853,200	15,292,700
Conferences & Training	459,761	481,318	592,757	600,400	600,400	593,400	593,400
Utilities	3,216,126	3,488,112	3,531,810	3,630,900	3,630,900	3,631,300	3,587,500
Repairs & Maintenance	7,045,677	7,496,401	9,295,887	10,733,800	10,733,800	10,843,800	10,905,000
Vehicle Operations	699,158	974,807	1,007,652	1,044,100	1,044,100	1,045,100	1,047,100
Contract Services	7,647,157	8,203,228	9,390,351	9,972,000	9,972,000	9,901,500	9,906,400
Internal Services	5,606,822	6,064,886	35,644,730	35,280,300	35,280,300	35,387,300	35,615,400
Capital Outlay	2,054,061	2,670,774	10,760,939	7,939,300	7,939,300	13,875,600	12,391,300
Unallocated Reduction	-	-	-	(1,711,100)	(1,879,400)	-	-
Total Expenditures	179,716,512	184,901,887	228,124,457	236,069,300	235,901,000	246,812,200	249,257,100
Revenues Over (Under) Expenditures	40,217,041	37,738,351	33,241,533	33,696,000	33,864,300	22,004,600	20,071,100
Other Financing Sources (Uses):							
Transfers in - Other Funds	8,150,732	13,404,216	8,605,000	8,174,200	8,174,200	8,004,200	8,004,200
Transfers out	(56,410,594)	(46,537,306)	(47,198,523)	(41,870,200)	(41,870,200)	(42,240,200)	(42,643,300)
Total Other Financing Sources (Uses):	(48,259,862)	(33,133,090)	(38,593,523)	(33,696,000)	(33,696,000)	(34,236,000)	(34,639,100)
Net Increase (Decrease) in Fund Balance	(8,042,821)	4,605,261	(5,351,990)	-	168,300	(12,231,400)	(14,568,000)
Fund Balance, Beginning of Year	61,634,473	53,591,652	58,196,913	52,844,923	52,844,923	52,844,923	40,613,523
Fund Balance, End of Year	\$ 53,591,652	\$ 58,196,913	\$ 52,844,923	\$ 52,844,923	\$ 53,013,223	\$ 40,613,523	\$ 26,045,523

MACOMB COUNTY, MICHIGAN
General Fund Detail by Function - All Departments

DEPARTMENT	FUND				FUNCTION		
ALL DEPARTMENTS	GENERAL FUND				ALL FUNCTIONS		
	Year Ended December 31,						
	Audited		Budgeted				
	2017	2018	2019	2020	2020	2021	2022
	Actual	Actual	Amended	Adopted 12/04/19	Amended 12/19/19	Forecasted	Forecasted
Revenues:							
Property Taxes	\$ 118,423,150	\$ 120,887,270	\$ 126,673,194	\$ 131,094,600	\$ 131,094,600	\$ 133,709,400	\$ 134,993,000
Licenses & Permits	1,577,396	1,540,465	1,509,550	1,522,800	1,522,800	1,522,800	1,522,800
Intergovernmental	38,951,865	36,560,470	39,852,384	37,230,400	37,230,400	36,460,600	36,693,100
Charges for Services	36,590,575	39,076,392	38,587,418	41,306,800	41,306,800	38,801,200	38,038,300
Investment Income	775,514	1,452,521	1,389,355	1,699,500	1,699,500	1,274,600	956,000
Fines & Forfeitures	601,507	580,241	510,000	609,500	609,500	609,500	609,500
Reimbursements	8,345,818	7,758,154	7,667,931	7,833,600	7,833,600	7,987,300	8,064,100
Indirect Cost Allocation	14,482,179	14,570,767	45,062,058	48,389,000	48,389,000	48,372,300	48,372,300
Other Revenue	185,549	213,958	114,100	79,100	79,100	79,100	79,100
Total Revenues	219,933,553	222,640,238	261,365,990	269,765,300	269,765,300	268,816,800	269,328,200
Expenditures:							
Legislative	1,481,977	1,453,198	2,244,673	2,163,700	2,142,100	2,192,400	2,219,500
Judicial	33,262,955	32,713,303	41,837,539	42,636,400	42,527,700	43,668,800	44,337,200
General Government	45,554,783	46,790,597	54,109,583	57,743,300	58,378,200	59,359,400	60,691,800
Public Safety	69,884,226	72,495,892	86,740,693	92,580,800	92,108,500	93,927,600	95,310,700
Public Works	5,744,644	6,009,697	7,675,919	7,956,900	7,877,300	8,139,600	8,211,700
Health & Welfare	21,733,866	22,768,426	24,755,111	25,048,900	24,927,900	25,648,800	26,094,900
Capital Outlay	2,054,061	2,670,774	10,760,939	7,939,300	7,939,300	13,875,600	12,391,300
Total Expenditures	179,716,512	184,901,887	228,124,457	236,069,300	235,901,000	246,812,200	249,257,100
Revenues Over (Under) Expenditures	40,217,041	37,738,351	33,241,533	33,696,000	33,864,300	22,004,600	20,071,100
Other Financing Sources (Uses):							
Transfers in - Other Funds	8,150,732	13,404,216	8,605,000	8,174,200	8,174,200	8,004,200	8,004,200
Transfers out	(56,410,594)	(46,537,306)	(47,198,523)	(41,870,200)	(41,870,200)	(42,240,200)	(42,643,300)
Total Other Financing Sources (Uses):	(48,259,862)	(33,133,090)	(38,593,523)	(33,696,000)	(33,696,000)	(34,236,000)	(34,639,100)
Net Increase (Decrease) in Fund Balance	(8,042,821)	4,605,261	(5,351,990)	-	168,300	(12,231,400)	(14,568,000)
Fund Balance, Beginning of Year	61,634,473	53,591,652	58,196,913	52,844,923	52,844,923	52,844,923	40,613,523
Fund Balance, End of Year	\$ 53,591,652	\$ 58,196,913	\$ 52,844,923	\$ 52,844,923	\$ 53,013,223	\$ 40,613,523	\$ 26,045,523

MACOMB COUNTY, MICHIGAN
General Fund Revenues by Type and Department

	Year Ended December 31,						
	Audited		Budgeted				
	2017 Actual	2018 Actual	2019 Amended	2020 Adopted 12/04/19	2020 Amended 12/19/19	2021 Forecasted	2022 Forecasted
Property Taxes							
Non-Departmental	\$ 118,423,150	\$ 120,887,270	\$ 126,673,194	\$ 131,094,600	\$ 131,094,600	\$ 133,709,400	\$ 134,993,000
	\$ 118,423,150	\$ 120,887,270	\$ 126,673,194	\$ 131,094,600	\$ 131,094,600	\$ 133,709,400	\$ 134,993,000
Licenses & Permits							
Animal Shelter	300,074	225,574	280,000	280,000	280,000	280,000	280,000
Clerk	28,925	28,875	25,000	26,000	26,000	26,000	26,000
Family Counseling	77,355	76,635	78,000	78,000	78,000	78,000	78,000
Health Department	1,016,172	1,047,872	993,550	993,300	993,300	993,300	993,300
Public Works	83,050	84,650	62,000	75,000	75,000	75,000	75,000
Treasurer	450	500	1,000	500	500	500	500
Non-Departmental	71,370	76,359	70,000	70,000	70,000	70,000	70,000
	1,577,396	1,540,465	1,509,550	1,522,800	1,522,800	1,522,800	1,522,800
Intergovernmental							
Animal Shelter	-	4,525	-	-	-	-	-
Circuit Court	4,275,185	4,655,242	4,380,000	4,380,000	4,380,000	4,380,000	4,380,000
District Court - Romeo	53,801	55,083	53,224	53,200	53,200	53,200	53,200
District Court - New Baltimore	61,294	62,652	60,725	61,200	61,200	61,200	61,200
Elections	2,755	2,727	3,000	3,000	3,000	3,000	3,000
Emergency Management	56,866	47,974	50,000	50,000	50,000	50,000	50,000
Health Department	3,556,546	3,829,881	4,021,639	4,020,700	4,020,700	4,020,700	4,020,700
Juvenile Court	225,666	180,533	180,000	180,000	180,000	180,000	180,000
Probate Court - Wills & Estates	257,223	313,912	312,705	312,700	312,700	312,700	312,700
Sheriff	558,820	154,424	150,000	150,000	150,000	150,000	150,000
Non-Departmental	29,903,709	27,253,517	30,641,091	28,019,600	28,019,600	27,249,800	27,482,300
	38,951,865	36,560,470	39,852,384	37,230,400	37,230,400	36,460,600	36,693,100

MACOMB COUNTY, MICHIGAN
General Fund Revenues by Type and Department

	Year Ended December 31,						
	Audited		Budgeted				
	2017 Actual	2018 Actual	2019 Amended	2020 Adopted 12/04/19	2020 Amended 12/19/19	2021 Forecasted	2022 Forecasted
Charges for Services							
Animal Shelter	202,627	153,533	163,500	138,000	138,000	138,000	138,000
Circuit Court	1,526,414	1,586,245	1,271,500	1,311,500	1,311,500	1,311,500	1,311,500
Clerk	609,281	616,836	574,620	589,600	589,600	589,600	589,600
District Court - Romeo	321,565	324,375	634,250	705,000	705,000	705,000	705,000
District Court - New Baltimore	343,331	358,386	433,250	466,500	466,500	466,500	466,500
Elections	324	425	200	200	200	200	200
Equalization	3,500	3,500	3,500	7,000	7,000	7,000	7,000
Emergency Management	259,389	230,647	249,500	249,500	249,500	249,500	249,500
Facilities & Operations	3,077,285	3,161,001	3,157,897	3,407,900	3,407,900	1,696,900	1,608,900
Family Counseling	1,870	-	-	-	-	-	-
Finance	525	1,260	500	1,000	1,000	1,000	1,000
Health Department	2,344,625	2,545,051	2,130,750	2,183,000	2,183,000	2,184,000	2,185,500
Human Resources	1,614	1,196	1,000	1,000	1,000	1,000	1,000
Juvenile Court	117,646	85,204	321,900	303,400	303,400	303,400	303,400
Probate Court - Wills & Estates	342,927	346,050	320,000	325,000	325,000	325,000	325,000
Planning & Economic Development	-	10	-	-	-	-	-
Probation - Circuit Court	972	2,349	1,000	1,000	1,000	1,000	1,000
Probation - District Court	380,991	362,811	-	-	-	-	-
Prosecuting Attorney	-	65	200	-	-	-	-
Purchasing	97,433	97,596	95,000	95,000	95,000	95,000	95,000
Public Works	1,217,384	1,160,492	1,039,400	919,000	919,000	919,000	919,000
Register of Deeds	3,590,012	3,220,382	3,396,100	3,156,500	3,156,500	3,156,500	3,156,500
Sheriff	17,548,053	18,860,471	19,817,470	21,164,200	21,164,200	21,164,200	21,164,200
Treasurer	134,254	137,278	91,500	128,000	128,000	128,000	128,000
Non-Departmental	4,468,553	5,821,229	4,884,381	6,154,500	6,154,500	5,358,900	4,682,500
	<u>36,590,575</u>	<u>39,076,392</u>	<u>38,587,418</u>	<u>41,306,800</u>	<u>41,306,800</u>	<u>38,801,200</u>	<u>38,038,300</u>
Investment Income							
District Court - Romeo	60	139	-	-	-	-	-
Sheriff	335	52	-	-	-	-	-
Non-Departmental	775,119	1,452,330	1,389,355	1,699,500	1,699,500	1,274,600	956,000
	<u>775,514</u>	<u>1,452,521</u>	<u>1,389,355</u>	<u>1,699,500</u>	<u>1,699,500</u>	<u>1,274,600</u>	<u>956,000</u>

MACOMB COUNTY, MICHIGAN
General Fund Revenues by Type and Department

	Year Ended December 31,						
	Audited		Budgeted				
	2017 Actual	2018 Actual	2019 Amended	2020 Adopted 12/04/19	2020 Amended 12/19/19	2021 Forecasted	2022 Forecasted
Fines & Forfeitures							
Circuit Court	65,632	56,105	55,000	55,000	55,000	55,000	55,000
District Court - Romeo	283,150	305,192	254,000	324,000	324,000	324,000	324,000
District Court - New Baltimore	220,222	183,069	173,000	173,000	173,000	173,000	173,000
Elections	14,765	19,845	12,000	42,500	42,500	42,500	42,500
Ethics Board	125	-	-	-	-	-	-
Juvenile Court	3,019	2,270	1,500	1,500	1,500	1,500	1,500
Law Library	8,500	8,500	8,500	8,500	8,500	8,500	8,500
Sheriff	5,391	5,260	6,000	5,000	5,000	5,000	5,000
Treasurer	703	-	-	-	-	-	-
	<u>601,507</u>	<u>580,241</u>	<u>510,000</u>	<u>609,500</u>	<u>609,500</u>	<u>609,500</u>	<u>609,500</u>
Reimbursements							
Animal Shelter	142,787	197,608	333,301	210,000	210,000	210,000	210,000
Board of Commissioners	-	1,317	-	-	-	-	-
Circuit Court	1,271,244	1,031,996	-	-	-	-	-
Clerk	104,272	119,183	100,000	182,800	182,800	182,800	182,800
Corporation Counsel	15	-	-	-	-	-	-
District Court - Romeo	34,509	21,198	25	-	-	-	-
District Court - New Baltimore	36,023	25,622	1,200	900	900	900	900
Elections	3,303	901	1,050	1,000	1,000	1,000	1,000
Equalization	-	15	-	-	-	-	-
Emergency Management	87,325	73,453	110,000	102,000	102,000	104,000	105,500
Facilities & Operations	1,340,595	1,157,722	1,650,000	1,400,000	1,400,000	1,400,000	1,400,000
Finance	-	23	-	-	-	-	-
Health Department	19,351	20,573	10,425	12,900	12,900	12,900	12,900
Human Resources	192,477	200,776	238,021	310,000	310,000	316,200	322,500
Information Technology	36,591	1,389	-	-	-	-	-
Juvenile Court	351,573	395,468	510,000	510,000	510,000	510,000	510,000
Law Library	890	1,788	800	800	800	800	800
MSU Extension	-	33	-	-	-	-	-
Probate Court - Wills & Estates	4,099	1,372	-	-	-	-	-
Planning & Economic Development	-	25	-	-	-	-	-
Probation - District Court	3	-	-	-	-	-	-
Prosecuting Attorney	19,063	26,433	17,000	18,500	18,500	18,500	18,500
Public Works	1,938,615	2,400,313	2,733,109	2,932,300	2,932,300	3,077,800	3,146,800
Sheriff	2,763,068	2,080,946	1,963,000	2,152,400	2,152,400	2,152,400	2,152,400
Treasurer	15	-	-	-	-	-	-
	<u>8,345,818</u>	<u>7,758,154</u>	<u>7,667,931</u>	<u>7,833,600</u>	<u>7,833,600</u>	<u>7,987,300</u>	<u>8,064,100</u>

MACOMB COUNTY, MICHIGAN
General Fund Revenues by Type and Department

	Year Ended December 31,						
	Audited		Budgeted				
	2017 Actual	2018 Actual	2019 Amended	2020 Adopted 12/04/19	2020 Amended 12/19/19	2021 Forecasted	2022 Forecasted
Indirect Cost Allocation							
Health Department	472,641	673,363	751,499	787,400	787,400	770,700	770,700
Information Technology	-	246,334	50,000	50,000	50,000	50,000	50,000
Non-Departmental	14,009,538	13,651,070	44,260,559	47,551,600	47,551,600	47,551,600	47,551,600
	<u>14,482,179</u>	<u>14,570,767</u>	<u>45,062,058</u>	<u>48,389,000</u>	<u>48,389,000</u>	<u>48,372,300</u>	<u>48,372,300</u>
Other Revenue							
Animal Shelter	10,025	-	-	-	-	-	-
Board of Commissioners	675	1,450	500	500	500	500	500
Clerk	100	107	-	-	-	-	-
Corporation Counsel	3,749	2,432	1,500	1,500	1,500	1,500	1,500
District Court - Romeo	815	1,248	-	-	-	-	-
Ethics Board	20	-	-	-	-	-	-
Facilities & Operations	16,166	-	-	-	-	-	-
Finance	200	-	-	-	-	-	-
Health Department	13,473	6,514	10,100	100	100	100	100
Probation - Circuit Court	-	1,680	-	-	-	-	-
Prosecuting Attorney	54	25,679	-	-	-	-	-
Purchasing	108,368	67,973	102,000	77,000	77,000	77,000	77,000
Public Works	180	400	-	-	-	-	-
Register of Deeds	3,273	2,678	-	-	-	-	-
Sheriff	7,198	2,382	-	-	-	-	-
Non-Departmental	21,253	101,415	-	-	-	-	-
	<u>185,549</u>	<u>213,958</u>	<u>114,100</u>	<u>79,100</u>	<u>79,100</u>	<u>79,100</u>	<u>79,100</u>
Total Operating Revenues	<u>219,933,553</u>	<u>222,640,238</u>	<u>261,365,990</u>	<u>269,765,300</u>	<u>269,765,300</u>	<u>268,816,800</u>	<u>269,328,200</u>
Transfers In							
Emergency Management	63,243	29,609	-	-	-	-	-
Planning & Economic Development	87,489	-	-	-	-	-	-
Prosecuting Attorney	-	-	-	4,200	4,200	4,200	4,200
Sheriff	-	-	40,000	-	-	-	-
Non-Departmental	8,000,000	13,374,607	8,565,000	8,170,000	8,170,000	8,000,000	8,000,000
	<u>8,150,732</u>	<u>13,404,216</u>	<u>8,605,000</u>	<u>8,174,200</u>	<u>8,174,200</u>	<u>8,004,200</u>	<u>8,004,200</u>
	<u>\$ 228,084,285</u>	<u>\$ 236,044,454</u>	<u>\$ 269,970,990</u>	<u>\$ 277,939,500</u>	<u>\$ 277,939,500</u>	<u>\$ 276,821,000</u>	<u>\$ 277,332,400</u>

MACOMB COUNTY, MICHIGAN
General Fund Expenditures by Function and Department

	Year Ended December 31,						
	Audited		Budgeted				
	2017 Actual	2018 Actual	2019 Amended	2020 Adopted 12/04/19	2020 Amended 12/19/19	2021 Forecasted	2022 Forecasted
Legislative							
Board of Commissioners	\$ 1,481,977	\$ 1,453,198	\$ 2,244,673	\$ 2,163,700	\$ 2,142,100	\$ 2,192,400	\$ 2,219,500
Judicial							
Circuit Court	12,088,798	11,160,689	12,678,919	12,878,100	12,749,300	13,053,900	13,238,300
District Court - Romeo	944,920	900,924	1,753,378	1,788,400	1,847,800	1,896,900	1,932,400
District Court - New Baltimore	1,272,280	1,219,107	2,432,747	2,481,400	2,508,300	2,567,300	2,604,700
District Court - 3rd Class	15,876	16,523	20,000	20,000	19,800	20,000	20,000
Family Counseling	20,900	39,876	85,616	87,300	87,700	90,100	91,700
Jury Commission	163,941	157,613	324,450	330,900	334,200	337,600	337,600
Juvenile Court	5,144,304	5,172,775	7,313,636	7,459,900	7,423,000	7,656,800	7,780,700
Law Library	36,052	43,433	67,550	36,400	36,000	36,400	36,400
Probate Court - Wills & Estates	3,018,724	3,107,522	4,177,069	4,319,300	4,282,400	4,398,400	4,464,000
Probation - Circuit Court	111,039	112,098	547,092	548,900	543,400	552,400	556,000
Probation - District Court	481,324	461,401	-	-	-	-	-
Prosecuting Attorney	9,964,797	10,321,342	12,437,082	12,685,800	12,695,800	13,059,000	13,275,400
	<u>33,262,955</u>	<u>32,713,303</u>	<u>41,837,539</u>	<u>42,636,400</u>	<u>42,527,700</u>	<u>43,668,800</u>	<u>44,337,200</u>
General Government							
Building Authority	140	-	500	500	500	500	500
Clerk	4,421,816	4,520,321	6,018,138	5,853,800	5,977,600	6,201,900	6,335,500
Corporation Counsel	1,037,354	1,093,739	1,278,933	1,304,600	1,291,600	1,331,700	1,354,300
County Executive	1,495,453	1,401,953	1,948,330	1,987,300	2,132,600	2,183,600	2,218,900
Equalization	814,191	820,693	1,100,993	1,123,000	1,155,900	1,197,100	1,238,100
Elections	13,621	29,062	54,538	996,900	1,019,100	398,100	841,500
Ethics Board	2,901	306	11,600	5,000	5,000	5,000	5,000
Facilities & Operations	15,024,210	16,111,512	18,377,817	19,551,000	19,645,300	20,020,800	20,090,000
Finance	2,159,575	2,163,654	2,784,965	2,789,200	2,761,300	2,855,100	2,915,000
Human Resources	2,230,304	2,199,903	2,802,548	2,933,600	3,038,100	3,066,700	3,137,100
Information Technology	7,927,517	8,008,162	9,394,502	10,340,300	10,483,100	10,863,600	11,082,800
MSU Extension	910,909	920,499	1,272,230	1,298,600	1,302,700	1,325,900	1,336,100
Planning & Economic Development	3,133,710	3,236,906	4,184,545	4,268,200	4,229,000	4,341,400	4,411,800
Purchasing	1,273,828	1,222,865	2,100,019	2,142,000	2,147,500	2,203,000	2,232,500
Register of Deeds	1,714,969	1,625,201	2,254,349	2,299,400	2,340,500	2,413,700	2,469,000
Treasurer	2,158,901	2,189,875	2,871,441	2,928,800	2,927,300	3,024,200	3,090,600
Non Departmental Appropriations	1,235,384	1,245,946	(2,345,865)	(2,078,900)	(2,078,900)	(2,072,900)	(2,066,900)
	<u>45,554,783</u>	<u>46,790,597</u>	<u>54,109,583</u>	<u>57,743,300</u>	<u>58,378,200</u>	<u>59,359,400</u>	<u>60,691,800</u>

MACOMB COUNTY, MICHIGAN
General Fund Expenditures by Function and Department

	Year Ended December 31,						
	Audited		Budgeted				
	2017 Actual	2018 Actual	2019 Amended	2020 Adopted 12/04/19	2020 Amended 12/19/19	2021 Forecasted	2022 Forecasted
Public Safety							
Civil Service Commission	51,404	32,780	62,625	62,500	61,900	62,500	62,500
Emergency Management	1,127,071	1,152,582	1,640,792	1,698,700	1,681,700	1,758,600	1,788,800
Sheriff	68,705,751	71,310,530	85,037,276	90,819,600	90,364,900	92,106,500	93,459,400
	<u>69,884,226</u>	<u>72,495,892</u>	<u>86,740,693</u>	<u>92,580,800</u>	<u>92,108,500</u>	<u>93,927,600</u>	<u>95,310,700</u>
Public Works							
Public Works Commissioner	5,744,644	6,009,697	7,675,919	7,956,900	7,877,300	8,139,600	8,211,700
Health & Welfare							
Animal Shelter	2,046,850	2,370,106	2,444,890	2,494,100	2,599,600	2,681,000	2,734,300
Health and Community Services	290,228	292,843	444,393	388,900	385,000	394,800	400,900
Health Department	19,338,431	20,047,358	21,806,328	22,106,400	21,884,400	22,513,500	22,900,200
Department of Human Services	58,357	58,119	59,500	59,500	58,900	59,500	59,500
	<u>21,733,866</u>	<u>22,768,426</u>	<u>24,755,111</u>	<u>25,048,900</u>	<u>24,927,900</u>	<u>25,648,800</u>	<u>26,094,900</u>
Capital Outlay	<u>2,054,061</u>	<u>2,670,774</u>	<u>10,760,939</u>	<u>7,939,300</u>	<u>7,939,300</u>	<u>13,875,600</u>	<u>12,391,300</u>
Total Operating Expenditures	179,716,512	184,901,887	228,124,457	236,069,300	235,901,000	246,812,200	249,257,100
Transfers Out	<u>56,410,594</u>	<u>46,537,306</u>	<u>47,198,523</u>	<u>41,870,200</u>	<u>41,870,200</u>	<u>42,240,200</u>	<u>42,643,300</u>
Total Expenditures	<u>\$236,127,106</u>	<u>\$231,439,193</u>	<u>\$275,322,980</u>	<u>\$277,939,500</u>	<u>\$277,771,200</u>	<u>\$289,052,400</u>	<u>\$291,900,400</u>

MACOMB COUNTY, MICHIGAN
General Fund Expenditures by Category and Department

Year Ended December 31,

	Audited		Budgeted				
	2017 Actual	2018 Actual	2019 Amended	2020 Adopted 12/04/19	2020 Amended 12/19/19	2021 Forecasted	2022 Forecasted
Personnel							
Animal Shelter	1,359,780	1,459,123	1,757,512	1,770,000	1,770,000	1,824,100	1,876,500
Board of Commissioners	1,318,020	1,315,774	1,473,601	1,493,500	1,493,500	1,521,400	1,547,500
Circuit Court	6,934,477	6,880,437	6,999,553	7,141,000	7,141,000	7,310,100	7,487,300
Clerk	4,105,490	4,133,581	4,858,640	4,855,500	4,855,500	5,019,500	5,148,800
Corporation Counsel	996,036	1,055,004	1,069,985	1,093,600	1,093,600	1,120,000	1,142,000
County Executive	1,301,165	1,185,821	1,384,869	1,582,700	1,582,700	1,611,400	1,645,800
District Court - Romeo	780,266	772,830	1,162,836	1,224,500	1,224,500	1,253,500	1,287,600
District Court - New Baltimore	1,053,958	1,038,685	1,255,969	1,327,200	1,327,200	1,359,700	1,395,700
Equalization	775,453	779,717	892,666	954,700	954,700	990,500	1,030,700
Elections	-	-	-	282,300	282,300	297,200	309,900
Emergency Management	1,042,968	1,076,760	1,180,996	1,237,100	1,237,100	1,294,800	1,322,900
Facilities & Operations	7,481,148	7,679,144	7,836,041	8,213,400	8,213,400	8,391,700	8,563,000
Family Counseling	20,247	39,234	69,943	72,900	72,900	74,400	75,900
Finance	2,077,057	2,088,614	2,276,367	2,285,300	2,285,300	2,349,500	2,406,800
Health Department	12,108,726	12,170,490	13,482,833	14,145,600	14,145,600	14,531,400	14,899,900
Health & Community Services	272,026	272,270	307,341	316,800	316,800	322,600	328,600
Human Resources	2,069,093	2,035,797	2,230,173	2,415,600	2,415,600	2,486,800	2,555,300
Information Technology	4,258,908	4,236,050	4,550,462	4,746,200	4,746,200	4,900,900	5,010,000
Juvenile Court	4,066,746	4,036,114	4,891,255	5,040,200	5,040,200	5,194,200	5,313,500
MSU Extension	426,527	348,775	390,852	415,100	415,100	423,200	431,500
Probate Court - Wills & Estates	2,390,038	2,495,989	2,658,197	2,800,100	2,800,100	2,870,400	2,933,700
Planning & Economic Development	2,552,658	2,627,287	2,866,005	2,967,000	2,967,000	3,034,900	3,103,400
Probation - District Court	462,282	442,848	-	-	-	-	-
Prosecuting Attorney	9,513,531	9,860,207	10,266,398	10,648,300	10,648,300	10,877,500	11,088,100
Purchasing	1,101,776	1,070,459	1,257,826	1,309,200	1,309,200	1,342,000	1,370,400
Public Works	5,391,337	5,692,242	6,409,512	6,685,100	6,685,100	6,863,400	6,931,100
Register of Deeds	1,568,094	1,513,020	1,794,453	1,909,000	1,909,000	1,957,400	2,011,400
Sheriff	59,136,922	60,360,889	62,197,325	67,427,000	67,427,000	68,664,100	69,842,000
Treasurer	2,043,965	2,083,085	2,178,246	2,261,300	2,261,300	2,326,800	2,391,400
Non-Departmental	-	-	(3,679,365)	(3,532,400)	(3,532,400)	(3,532,400)	(3,532,400)
	<u>136,608,694</u>	<u>138,750,246</u>	<u>144,020,491</u>	<u>153,087,800</u>	<u>153,087,800</u>	<u>156,681,000</u>	<u>159,918,300</u>

MACOMB COUNTY, MICHIGAN
General Fund Expenditures by Category and Department

Year Ended December 31,

	Audited		Budgeted				
	2017 Actual	2018 Actual	2019 Amended	2020 Adopted 12/04/19	2020 Amended 12/19/19	2021 Forecasted	2022 Forecasted
Supplies and Services							
Animal Shelter	182,430	175,836	163,100	158,400	158,400	158,400	158,400
Board of Commissioners	22,186	20,546	32,850	32,800	32,800	32,800	32,800
Building Authority	140	-	500	500	500	500	500
Circuit Court	4,947,488	4,056,105	1,410,850	1,462,000	1,462,000	1,462,000	1,462,000
Civil Service Commission	40,639	20,625	45,925	45,800	45,800	45,800	45,800
Clerk	195,040	215,176	238,739	259,200	259,200	254,500	254,500
Corporation Counsel	25,049	23,135	25,290	26,800	26,800	26,800	26,800
County Executive	28,088	26,897	38,500	38,500	38,500	38,500	38,500
District Court - Romeo	136,577	100,200	72,940	74,600	74,600	74,600	74,600
District Court - New Baltimore	187,973	150,817	79,240	81,300	81,300	81,300	81,300
Department of Human Services	58,357	58,119	59,500	59,500	59,500	59,500	59,500
District Court - 3rd Class	15,876	16,523	20,000	20,000	20,000	20,000	20,000
Equalization	17,600	18,106	17,100	18,300	18,300	18,300	18,300
Elections	12,269	27,799	45,575	731,500	731,500	85,300	516,000
Emergency Management	22,093	13,456	21,898	21,500	21,500	21,500	21,500
Ethics Board	401	306	1,600	1,600	1,600	1,600	1,600
Facilities & Operations	639,182	699,166	777,705	845,900	845,900	845,900	845,900
Family Counseling	-	-	500	500	500	500	500
Finance	43,887	36,201	45,760	38,400	38,400	38,400	38,400
Health Department	3,327,054	3,789,956	3,703,190	3,686,000	3,686,000	3,692,300	3,695,300
Health & Community Services	3,436	6,367	10,760	8,800	8,800	8,800	8,800
Human Resources	94,555	50,689	33,900	33,600	33,600	33,600	33,600
Information Technology	53,744	31,370	62,250	62,200	62,200	62,200	62,000
Jury Commission	36,182	39,861	49,250	47,400	47,400	47,400	47,400
Juvenile Court	968,599	1,027,431	992,500	1,027,500	1,027,500	1,027,500	1,027,500
Law Library	35,514	42,895	40,400	9,200	9,200	9,200	9,200
MSU Extension	433,762	525,702	542,137	561,900	561,900	561,900	561,900
Probate Court - Wills & Estates	461,897	452,526	474,450	476,100	476,100	476,100	476,100
Planning & Economic Development	237,510	229,632	266,100	266,500	266,500	266,500	266,500
Probation - Circuit Court	40,870	33,811	35,700	36,200	36,200	36,200	36,200
Probation - District Court	12,767	13,603	-	-	-	-	-
Prosecuting Attorney	326,255	314,407	346,858	347,300	347,300	347,300	347,300
Purchasing	81,417	66,425	81,075	90,900	90,900	90,900	90,900
Public Works	48,291	31,694	48,700	47,000	47,000	47,000	47,000
Register of Deeds	125,431	90,911	113,500	108,500	108,500	108,500	108,500
Sheriff	2,209,402	3,055,275	2,551,748	3,211,800	3,211,800	3,211,800	3,211,800
Treasurer	71,711	64,601	96,250	100,300	100,300	100,300	100,300
Non-Departmental	1,235,384	1,245,946	1,333,500	1,453,500	1,453,500	1,459,500	1,465,500
	<u>16,379,056</u>	<u>16,772,115</u>	<u>13,879,840</u>	<u>15,491,800</u>	<u>15,491,800</u>	<u>14,853,200</u>	<u>15,292,700</u>

MACOMB COUNTY, MICHIGAN
General Fund Expenditures by Category and Department

	Year Ended December 31,						
	Audited		Budgeted				
	2017 Actual	2018 Actual	2019 Amended	2020 Adopted 12/04/19	2020 Amended 12/19/19	2021 Forecasted	2022 Forecasted
Conferences & Training							
Apportionment Commission	6,631	7,825	13,000	10,000	10,000	10,000	10,000
Board of Commissioners	13,049	12,800	20,000	20,000	20,000	20,000	20,000
Circuit Court	27,055	23,785	28,500	26,000	26,000	26,000	26,000
Clerk	1,689	5,553	9,375	20,000	20,000	20,000	20,000
County Executive	8,882	7,904	15,000	16,000	16,000	16,000	16,000
District Court - Romeo	1,420	785	4,000	4,000	4,000	4,000	4,000
District Court - New Baltimore	581	461	2,000	2,000	2,000	2,000	2,000
Equalization	5,242	6,339	8,500	15,500	15,500	8,500	8,500
Emergency Management	3,430	6,203	8,500	9,500	9,500	9,500	9,500
Finance	3,355	4,099	10,000	10,000	10,000	10,000	10,000
Health Department	61,125	60,860	82,200	74,400	74,400	74,400	74,400
Health & Community Services	11,316	8,959	9,040	9,000	9,000	9,000	9,000
Human Resources	10,236	17,403	12,000	18,000	18,000	18,000	18,000
Information Technology	55,859	35,589	45,000	45,000	45,000	45,000	45,000
Juvenile Court	13,040	4,488	15,000	15,000	15,000	15,000	15,000
MSU Extension	327	261	500	500	500	500	500
Probate Court - Wills & Estates	1,083	706	3,000	2,000	2,000	2,000	2,000
Planning & Economic Development	24,003	31,639	25,000	25,000	25,000	25,000	25,000
Probation - District Court	1,392	25	-	-	-	-	-
Prosecuting Attorney	250	743	2,242	1,500	1,500	1,500	1,500
Purchasing	395	300	500	500	500	500	500
Public Works	6,969	16,996	11,400	9,000	9,000	9,000	9,000
Register of Deeds	1,439	230	1,000	1,000	1,000	1,000	1,000
Sheriff	194,696	223,629	250,500	250,500	250,500	250,500	250,500
Treasurer	6,297	3,736	16,500	16,000	16,000	16,000	16,000
	<u>459,761</u>	<u>481,318</u>	<u>592,757</u>	<u>600,400</u>	<u>600,400</u>	<u>593,400</u>	<u>593,400</u>

MACOMB COUNTY, MICHIGAN
General Fund Expenditures by Category and Department

Year Ended December 31,

	Audited		Budgeted				
	2017 Actual	2018 Actual	2019 Amended	2020 Adopted 12/04/19	2020 Amended 12/19/19	2021 Forecasted	2022 Forecasted
Utilities							
Facilities & Operations	3,216,126	3,488,050	3,530,310	3,629,400	3,629,400	3,629,800	3,586,000
Jury Commission	-	62	1,500	1,500	1,500	1,500	1,500
	<u>3,216,126</u>	<u>3,488,112</u>	<u>3,531,810</u>	<u>3,630,900</u>	<u>3,630,900</u>	<u>3,631,300</u>	<u>3,587,500</u>
Repairs & Maintenance							
Animal Shelter	17,781	7,093	7,850	7,500	7,500	7,500	7,500
Board of Commissioners	6,271	5,149	7,000	7,000	7,000	7,000	7,000
Circuit Court	3,760	4,363	4,500	4,500	4,500	4,500	4,500
Clerk	16,270	15,135	17,000	17,000	17,000	17,000	17,000
Corporation Counsel	836	634	1,000	1,000	1,000	1,000	1,000
County Executive	3,323	2,262	2,000	2,000	2,000	2,000	2,000
District Court - Romeo	1,410	1,420	2,750	2,500	2,500	2,500	2,500
District Court - New Baltimore	644	785	750	700	700	700	700
Equalization	223	391	500	500	500	500	500
Elections	89	-	500	500	500	500	500
Emergency Management	3,850	1,715	9,322	12,500	12,500	12,500	12,500
Facilities & Operations	3,085,488	3,574,912	4,631,850	5,528,900	5,528,900	5,524,100	5,467,900
Finance	4,661	2,561	4,500	4,500	4,500	4,500	4,500
Health Department	29,450	21,367	41,912	30,300	30,300	30,300	30,300
Human Resources	1,079	1,889	2,750	2,000	2,000	2,000	2,000
Information Technology	3,284,748	3,330,651	3,977,443	4,421,000	4,421,000	4,525,800	4,633,200
Jury Commission	42,693	45,105	30,700	45,700	45,700	45,700	45,700
Juvenile Court	4,431	2,344	4,750	4,500	4,500	4,500	4,500
MSU Extension	575	288	2,000	1,000	1,000	1,000	1,000
Probate Court - Wills & Estates	1,879	1,672	2,500	2,500	2,500	2,500	2,500
Planning & Economic Development	36,452	41,021	48,500	46,000	46,000	46,000	46,000
Probation - Circuit Court	9,060	8,780	9,000	9,500	9,500	9,500	9,500
Probation - District Court	178	89	-	-	-	-	-
Prosecuting Attorney	2,225	6,773	4,000	4,600	4,600	4,600	4,600
Purchasing	43,740	43,352	55,000	53,000	53,000	53,000	53,000
Public Works	7,255	8,525	8,900	11,000	11,000	11,000	11,000
Register of Deeds	266	224	5,000	-	-	-	-
Sheriff	434,839	365,897	409,715	510,100	510,100	520,100	530,100
Treasurer	2,201	2,004	4,195	3,500	3,500	3,500	3,500
	<u>7,045,677</u>	<u>7,496,401</u>	<u>9,295,887</u>	<u>10,733,800</u>	<u>10,733,800</u>	<u>10,843,800</u>	<u>10,905,000</u>

MACOMB COUNTY, MICHIGAN
General Fund Expenditures by Category and Department

Year Ended December 31,

	Audited		Budgeted				
	2017 Actual	2018 Actual	2019 Amended	2020 Adopted 12/04/19	2020 Amended 12/19/19	2021 Forecasted	2022 Forecasted
Vehicle Operations							
Animal Shelter	57,042	101,280	77,000	122,500	122,500	122,500	122,500
Clerk	60	-	1,080	-	-	-	-
County Executive	6,970	4,766	6,000	6,000	6,000	6,000	6,000
Emergency Management	9,696	9,633	13,000	13,000	13,000	13,000	13,000
Facilities & Operations	45,780	65,448	70,000	70,000	70,000	71,000	73,000
Health Department	34,081	28,375	44,408	45,100	45,100	45,100	45,100
Information Technology	801	467	1,500	1,500	1,500	1,500	1,500
Juvenile Court	82	-	-	-	-	-	-
Planning & Economic Development	3,986	5,020	7,500	7,500	7,500	7,500	7,500
Prosecuting Attorney	2,496	2,852	3,300	3,000	3,000	3,000	3,000
Purchasing	15,290	10,252	16,000	15,000	15,000	15,000	15,000
Public Works	20,487	15,155	18,000	18,000	18,000	18,000	18,000
Sheriff	502,029	731,559	748,059	742,500	742,500	742,500	742,500
Treasurer	358	-	1,805	-	-	-	-
	<u>699,158</u>	<u>974,807</u>	<u>1,007,652</u>	<u>1,044,100</u>	<u>1,044,100</u>	<u>1,045,100</u>	<u>1,047,100</u>
Contract Services							
Animal Shelter	73,233	68,774	70,000	75,000	75,000	75,000	75,000
Board of Commissioners	88,786	71,902	302,350	202,400	202,400	202,400	202,400
Circuit Court	41,452	45,499	60,150	57,500	57,500	57,500	57,500
Civil Service Commission	10,765	12,155	15,000	15,000	15,000	15,000	15,000
Clerk	12,636	62,087	7,144	7,100	7,100	7,100	7,100
County Executive	127,937	154,580	208,500	212,500	212,500	212,500	212,500
District Court - Romeo	50	1,580	1,000	1,000	1,000	1,000	1,000
District Court - New Baltimore	4,373	2,070	3,000	3,000	3,000	3,000	3,000
Elections	-	-	-	5,000	5,000	5,000	5,000
Emergency Management	-	200	10,000	10,000	10,000	10,000	10,000
Ethics Board	2,500	-	10,000	3,400	3,400	3,400	3,400
Facilities & Operations	270,717	291,248	264,100	271,000	271,000	267,000	263,200
Family Counseling	-	-	2,500	2,500	2,500	2,500	2,500
Finance	-	-	2,610	5,000	5,000	5,000	5,000
Health Department	791,927	792,090	1,158,082	1,235,100	1,235,100	1,243,600	1,252,300
Health & Community Services	374	3,000	66,415	4,000	4,000	4,000	4,000
Human Resources	17,326	55,096	86,000	160,000	160,000	85,000	85,000
Information Technology	213,693	291,200	280,000	865,000	865,000	865,000	865,000
Jury Commission	85,066	72,585	100,000	100,000	100,000	100,000	100,000
Juvenile Court	11,996	14,374	25,000	25,000	25,000	25,000	25,000
MSU Extension	10,034	9,592	22,000	22,000	22,000	22,000	22,000
Probate Court - Wills & Estates	98,757	103,028	86,500	96,500	96,500	96,500	96,500
Planning & Economic Development	240,580	261,273	380,000	365,000	365,000	365,000	365,000
Prosecuting Attorney	-	600	-	-	-	-	-
Sheriff	5,544,955	5,890,295	6,230,000	6,229,000	6,229,000	6,229,000	6,229,000
	<u>7,647,157</u>	<u>8,203,228</u>	<u>9,390,351</u>	<u>9,972,000</u>	<u>9,972,000</u>	<u>9,901,500</u>	<u>9,906,400</u>

MACOMB COUNTY, MICHIGAN
General Fund Expenditures by Category and Department

Year Ended December 31,

	Audited		Budgeted				
	2017 Actual	2018 Actual	2019 Amended	2020 Adopted 12/04/19	2020 Amended 12/19/19	2021 Forecasted	2022 Forecasted
Internal Services							
Animal Shelter	349,953	550,175	356,428	482,700	482,700	483,500	484,400
Board of Commissioners	33,665	27,027	408,872	408,000	408,000	408,800	409,800
Circuit Court	134,566	150,500	4,175,366	4,187,100	4,187,100	4,193,800	4,201,000
Civil Service Commission	-	-	1,700	1,700	1,700	1,700	1,700
Clerk	90,631	88,789	886,160	879,200	879,200	883,800	888,100
Corporation Counsel	15,433	14,966	182,658	183,200	183,200	183,900	184,500
County Executive	19,088	19,723	293,461	296,400	296,400	297,200	298,100
District Court - Romeo	25,197	24,109	509,852	559,900	559,900	561,300	562,700
District Court - New Baltimore	24,751	26,289	1,091,788	1,119,400	1,119,400	1,120,600	1,122,000
Equalization	15,673	16,140	182,227	178,600	178,600	179,300	180,100
Elections	1,263	1,263	8,463	10,100	10,100	10,100	10,100
Emergency Management	45,034	44,615	397,076	395,100	395,100	397,300	399,400
Facilities & Operations	285,769	313,544	1,267,811	1,285,900	1,285,900	1,291,300	1,291,000
Family Counseling	653	642	12,673	12,700	12,700	12,700	12,800
Finance	30,615	32,179	445,728	446,000	446,000	447,700	450,300
Health Department	2,986,068	3,184,220	3,293,703	2,889,900	2,889,900	2,896,400	2,902,900
Health & Community Services	3,076	2,247	50,837	50,300	50,300	50,400	50,500
Human Resources	38,015	39,029	437,725	439,600	439,600	441,300	443,200
Information Technology	59,764	82,835	477,847	459,700	459,700	463,200	466,100
Jury Commission	-	-	143,000	143,000	143,000	143,000	143,000
Juvenile Court	79,410	88,024	1,385,131	1,385,800	1,385,800	1,390,600	1,395,200
Law Library	538	538	27,150	27,200	27,200	27,200	27,200
MSU Extension	39,684	35,881	314,741	315,400	315,400	317,300	319,200
Probate Court - Wills & Estates	65,070	53,601	952,422	948,500	948,500	950,900	953,200
Planning & Economic Development	38,521	41,034	591,440	594,700	594,700	596,500	598,400
Probation - Circuit Court	61,109	69,507	502,392	503,200	503,200	506,700	510,300
Probation - District Court	4,705	4,836	-	-	-	-	-
Prosecuting Attorney	120,040	135,760	1,814,284	1,819,300	1,819,300	1,825,100	1,830,900
Purchasing	31,210	32,077	689,618	700,600	700,600	701,600	702,700
Public Works	270,305	245,085	1,179,407	1,186,800	1,186,800	1,191,200	1,195,600
Register of Deeds	19,739	20,816	340,396	345,600	345,600	346,800	348,100
Sheriff	682,908	682,986	12,649,929	12,448,700	12,448,700	12,488,500	12,653,500
Treasurer	34,369	36,449	574,445	576,000	576,000	577,600	579,400
	<u>5,606,822</u>	<u>6,064,886</u>	<u>35,644,730</u>	<u>35,280,300</u>	<u>35,280,300</u>	<u>35,387,300</u>	<u>35,615,400</u>
Capital Outlay							
Animal Shelter	57,776	38,026	20,000	20,000	20,000	20,000	20,000
Board of Commissioners	7,729	-	-	-	-	-	-
Circuit Court	20,048	49,607	12,050	-	-	-	-
Clerk	-	220	10,400	-	-	-	-
Corporation Counsel	-	249	710	-	-	-	-
County Executive	200	5,579	-	-	-	-	-
District Court - New Baltimore	1,652	-	-	-	-	-	-
Elections	-	-	141,000	-	-	-	-
Emergency Management	-	10,403	-	-	-	-	-
Facilities & Operations	36,073	28,134	72,800	73,000	73,000	73,000	73,000
Finance	6,765	-	-	2,000	2,000	2,000	2,000
Health Department	61,364	73,454	97,728	90,100	90,100	90,100	90,100
Health & Community Services	11,227	1,930	-	-	-	-	-
Human Resources	118	1,961	-	-	-	-	-
Information Technology	570	1,456,316	1,866,777	1,146,200	1,146,200	1,146,200	1,146,200
MSU Extension	2,180	3,952	950	-	-	-	-
Planning & Economic Development	42,311	-	-	-	-	-	-

MACOMB COUNTY, MICHIGAN
General Fund Expenditures by Category and Department

Year Ended December 31,

	Audited		Budgeted				
	2017 Actual	2018 Actual	2019 Amended	2020 Adopted 12/04/19	2020 Amended 12/19/19	2021 Forecasted	2022 Forecasted
Capital Outlay (continued)							
Prosecuting Attorney	1,089	-	-	-	-	-	-
Purchasing	43,165	-	-	-	-	-	-
Public Works	228	-	-	-	-	-	-
Sheriff	1,150,460	154,577	252,009	125,000	125,000	125,000	125,000
Treasurer	14,059	-	-	25,000	25,000	-	-
Non-Departmental	597,047	846,366	8,286,515	6,458,000	6,458,000	12,419,300	10,935,000
	<u>2,054,061</u>	<u>2,670,774</u>	<u>10,760,939</u>	<u>7,939,300</u>	<u>7,939,300</u>	<u>13,875,600</u>	<u>12,391,300</u>
Unallocated Reduction							
Animal Shelter	-	-	-	(132,000)	(26,500)	-	-
Board of Commissioners	-	-	-	-	(21,600)	-	-
Circuit Court	-	-	-	-	(128,800)	-	-
Civil Service Commission	-	-	-	-	(600)	-	-
Clerk	-	-	-	(184,200)	(60,400)	-	-
Corporation Counsel	-	-	-	-	(13,000)	-	-
County Executive	-	-	-	(166,800)	(21,500)	-	-
District Court - Romeo	-	-	-	(78,100)	(18,700)	-	-
District Court - New Baltimore	-	-	-	(52,200)	(25,300)	-	-
Department of Human Services	-	-	-	-	(600)	-	-
District Court - 3rd Class	-	-	-	-	(200)	-	-
Equalization	-	-	-	(44,600)	(11,700)	-	-
Elections	-	-	-	(32,500)	(10,300)	-	-
Emergency Management	-	-	-	-	(17,000)	-	-
Facilities & Operations	-	-	-	(293,500)	(199,200)	-	-
Family Counseling	-	-	-	(1,300)	(900)	-	-
Finance	-	-	-	-	(27,900)	-	-
Health Department	-	-	-	-	(222,000)	-	-
Health & Community Services	-	-	-	-	(3,900)	-	-
Human Resources	-	-	-	(135,200)	(30,700)	-	-
Information Technology	-	-	-	(260,300)	(117,500)	-	-
Jury Commission	-	-	-	(6,700)	(3,400)	-	-
Juvenile Court	-	-	-	(38,100)	(75,000)	-	-
Law Library	-	-	-	-	(400)	-	-
MSU Extension	-	-	-	(17,300)	(13,200)	-	-
Probate Court - Wills & Estates	-	-	-	(6,400)	(43,300)	-	-
Planning & Economic Development	-	-	-	(3,500)	(42,700)	-	-
Probation - Circuit Court	-	-	-	-	(5,500)	-	-
Prosecuting Attorney	-	-	-	(138,200)	(128,200)	-	-
Purchasing	-	-	-	(27,200)	(21,700)	-	-
Public Works	-	-	-	-	(79,600)	-	-
Register of Deeds	-	-	-	(64,700)	(23,600)	-	-
Sheriff	-	-	-	-	(454,700)	-	-
Treasurer	-	-	-	(28,300)	(29,800)	-	-
	<u>-</u>	<u>-</u>	<u>-</u>	<u>(1,711,100)</u>	<u>(1,879,400)</u>	<u>-</u>	<u>-</u>
Transfers Out							
Public Works	125,000	-	-	-	-	-	-
Sheriff	81,544	347	500	-	-	-	-
Non-Departmental	56,204,050	46,536,959	47,198,023	41,870,200	41,870,200	42,240,200	42,643,300
	<u>56,410,594</u>	<u>46,537,306</u>	<u>47,198,523</u>	<u>41,870,200</u>	<u>41,870,200</u>	<u>42,240,200</u>	<u>42,643,300</u>
	<u>\$ 236,127,106</u>	<u>\$231,439,193</u>	<u>\$275,322,980</u>	<u>\$277,939,500</u>	<u>\$277,771,200</u>	<u>\$289,052,400</u>	<u>\$291,900,400</u>

MACOMB COUNTY, MICHIGAN
General Fund Detail by Category

DEPARTMENT	FUND	FUNCTION
615 - ANIMAL CONTROL	101 - GENERAL FUND	GENERAL GOVERNMENT

MISSION STATEMENT:

The Macomb County Animal Control serves to protect the health and safety of our residents, to safeguard animals and promote their humane treatment. Additionally, Animal Control will make every effort to promote pet adoptions of healthy, non-aggressive animals by the general public and approved animal organizations and reduce the number of homeless pets by ensuring and promoting wellness clinics.

	Year Ended December 31,						
	Audited		Budgeted				
	2017 Actual	2018 Actual	2019 Amended	2020 Adopted 12/04/19	2020 Amended 12/19/19	2021 Forecasted	2022 Forecasted
Revenues:							
Licenses & Permits	\$ 300,074	\$ 225,574	\$ 280,000	\$ 280,000	\$ 280,000	\$ 280,000	\$ 280,000
Intergovernmental	-	4,525	-	-	-	-	-
Charges for Services	202,627	153,533	163,500	138,000	138,000	138,000	138,000
Reimbursements	142,787	197,608	333,301	210,000	210,000	210,000	210,000
Other Revenue	10,025	-	-	-	-	-	-
Total Revenues	655,513	581,240	776,801	628,000	628,000	628,000	628,000
Expenditures:							
Personnel	1,359,780	1,459,123	1,757,512	1,770,000	1,770,000	1,824,100	1,876,500
Supplies & Services	182,430	175,836	163,100	158,400	158,400	158,400	158,400
Conferences & Training	6,631	7,825	13,000	10,000	10,000	10,000	10,000
Repairs & Maintenance	17,781	7,093	7,850	7,500	7,500	7,500	7,500
Vehicle Operations	57,042	101,280	77,000	122,500	122,500	122,500	122,500
Contract Services	73,233	68,774	70,000	75,000	75,000	75,000	75,000
Internal Services	349,953	550,175	356,428	482,700	482,700	483,500	484,400
Capital Outlay	57,776	38,026	20,000	20,000	20,000	20,000	20,000
Unallocated Reduction	-	-	-	(132,000)	(26,500)	-	-
Total Expenditures	2,104,626	2,408,132	2,464,890	2,514,100	2,619,600	2,701,000	2,754,300
Revenues Over (Under) Expenditures	\$(1,449,113)	\$(1,826,892)	\$(1,688,089)	\$(1,886,100)	\$(1,991,600)	\$(2,073,000)	\$(2,126,300)

POSITION TYPE

Managers & Supervisors	1.0	1.0	1.0	1.0	1.0	1.0	1.0
Professional Support	16.5	17.5	16.5	16.5	16.5	16.5	16.5
Clerical Staff	4.0	4.0	4.0	4.0	4.0	4.0	4.0
Total Position Count	21.5	22.5	21.5	21.5	21.5	21.5	21.5

MACOMB COUNTY, MICHIGAN
General Fund Detail by Category

DEPARTMENT	FUND	FUNCTION
101 - BOARD OF COMMISSIONERS	101 - GENERAL FUND	LEGISLATIVE

MISSION STATEMENT:

The Macomb County Board of Commissioners is committed to efficiency and quality in public service as it carries out its duties as the county's legislative branch. The Board provides a forum for public interaction in government, creates sound public policy responsive to the needs of a diverse community, and provides objective oversight of the expenditure of public resources.

	Year Ended December 31,						
	Audited		Budgeted				
	2017 Actual	2018 Actual	2019 Amended	2020 Adopted 12/04/19	2020 Amended 12/19/19	2021 Forecasted	2022 Forecasted
Revenues:							
Reimbursements	\$ -	\$ 1,317	\$ -	\$ -	\$ -	\$ -	\$ -
Other Revenue	675	1,450	500	500	500	500	500
Total Revenues	<u>675</u>	<u>2,767</u>	<u>500</u>	<u>500</u>	<u>500</u>	<u>500</u>	<u>500</u>
Expenditures:							
Personnel	1,318,020	1,315,774	1,473,601	1,493,500	1,493,500	1,521,400	1,547,500
Supplies & Services	22,186	20,546	32,850	32,800	32,800	32,800	32,800
Conferences & Training	13,049	12,800	20,000	20,000	20,000	20,000	20,000
Repairs & Maintenance	6,271	5,149	7,000	7,000	7,000	7,000	7,000
Contract Services	88,786	71,902	302,350	202,400	202,400	202,400	202,400
Internal Services	33,665	27,027	408,872	408,000	408,000	408,800	409,800
Capital Outlay	7,729	-	-	-	-	-	-
Unallocated Reduction	-	-	-	-	(21,600)	-	-
Total Expenditures	<u>1,489,706</u>	<u>1,453,198</u>	<u>2,244,673</u>	<u>2,163,700</u>	<u>2,142,100</u>	<u>2,192,400</u>	<u>2,219,500</u>
Revenues Over (Under) Expenditures	<u>\$ (1,489,031)</u>	<u>\$ (1,450,431)</u>	<u>\$ (2,244,173)</u>	<u>\$ (2,163,200)</u>	<u>\$ (2,141,600)</u>	<u>\$ (2,191,900)</u>	<u>\$ (2,219,000)</u>

POSITION TYPE

Managers & Supervisors	15.0	15.0	15.0	15.0	15.0	15.0	15.0
Professional Support	3.5	3.5	3.5	3.5	3.5	3.5	3.5
Clerical Staff	1.0	1.0	1.0	1.0	1.0	1.0	1.0
Total Position Count	<u>19.5</u>	<u>19.5</u>	<u>19.5</u>	<u>19.5</u>	<u>19.5</u>	<u>19.5</u>	<u>19.5</u>

MACOMB COUNTY, MICHIGAN
General Fund Detail by Category

DEPARTMENT	FUND	FUNCTION
261 - BUILDING AUTHORITY	101 - GENERAL FUND	GENERAL GOVERNMENT

MISSION STATEMENT:

The Building Authority was incorporated as a non-profit Authority for the purpose of acquiring, constructing, furnishing, equipping, owning, improving, enlarging, operating and maintaining buildings used by departments and agencies of the County. In acquiring property, it may do so by purchase, construction, lease, gift, devise or condemnation. In addition, it may issue self-liquidating revenue bonds provided that such bonds shall be payable solely from the revenues of such property.

	Year Ended December 31,						
	Audited		Budgeted				
	2017 Actual	2018 Actual	2019 Amended	2020 Adopted 12/04/19	2020 Amended 12/19/19	2021 Forecasted	2022 Forecasted
Expenditures:							
Supplies & Services	\$ 140	\$ -	\$ 500	\$ 500	\$ 500	\$ 500	\$ 500
Total Expenditures	140	-	500	500	500	500	500
Revenues Over (Under) Expenditures	\$ (140)	\$ -	\$ (500)	\$ (500)	\$ (500)	\$ (500)	\$ (500)

MACOMB COUNTY, MICHIGAN
General Fund Detail by Category

DEPARTMENT	FUND	FUNCTION
131 - CIRCUIT COURT	101 - GENERAL FUND	JUDICIAL

MISSION STATEMENT:

Our mission is to serve the public by providing a fair, expeditious, and impartial forum for the resolution of civil and criminal matters through the rule of law.

	Year Ended December 31,						
	Audited		Budgeted				
	2017 Actual	2018 Actual	2019 Amended	2020 Adopted 12/04/19	2020 Amended 12/19/19	2021 Forecasted	2022 Forecasted
Revenues:							
Intergovernmental	\$ 4,275,185	\$ 4,655,242	\$ 4,380,000	\$ 4,380,000	\$ 4,380,000	\$ 4,380,000	\$ 4,380,000
Charges for Services	1,526,414	1,586,245	1,271,500	1,311,500	1,311,500	1,311,500	1,311,500
Fines & Forfeitures	65,632	56,105	55,000	55,000	55,000	55,000	55,000
Reimbursements	1,271,244	1,031,996	-	-	-	-	-
Total Revenues	7,138,475	7,329,588	5,706,500	5,746,500	5,746,500	5,746,500	5,746,500
Expenditures:							
Personnel	6,934,477	6,880,437	6,999,553	7,141,000	7,141,000	7,310,100	7,487,300
Supplies & Services	4,947,488	4,056,105	1,410,850	1,462,000	1,462,000	1,462,000	1,462,000
Conferences & Training	27,055	23,785	28,500	26,000	26,000	26,000	26,000
Repairs & Maintenance	3,760	4,363	4,500	4,500	4,500	4,500	4,500
Contract Services	41,452	45,499	60,150	57,500	57,500	57,500	57,500
Internal Services	134,566	150,500	4,175,366	4,187,100	4,187,100	4,193,800	4,201,000
Capital Outlay	20,048	49,607	12,050	-	-	-	-
Unallocated Reduction	-	-	-	-	(128,800)	-	-
Total Expenditures	12,108,846	11,210,296	12,690,969	12,878,100	12,749,300	13,053,900	13,238,300
Revenues Over (Under) Expenditures	\$ (4,970,371)	\$ (3,880,708)	\$ (6,984,469)	\$ (7,131,600)	\$ (7,002,800)	\$ (7,307,400)	\$ (7,491,800)

POSITION TYPE

Managers & Supervisors	22.0	24.0	24.0	24.0	24.0	24.0	24.0
Professional Support	25.0	26.0	23.0	23.0	23.0	23.0	23.0
Clerical Staff	32.0	33.5	28.5	28.5	28.5	28.5	28.5
Total Position Count	79.0	83.5	75.5	75.5	75.5	75.5	75.5

MACOMB COUNTY, MICHIGAN
General Fund Detail by Category

DEPARTMENT	FUND	FUNCTION
220 - CIVIL SERVICE COMMISSION	101 - GENERAL FUND	PUBLIC SAFETY

MISSION STATEMENT:

The Civil Service Commission oversees the Civil Service system for the Macomb County Sheriff's Office for employing, promoting, and disciplining employees pursuant to Act Number 298 of the Public Acts of 1966. The Commission is responsible for the examination and investigation of all Civil Service officers and personnel in regards to merit, efficiency and fitness for appointment, employment and promotion. The Commission also regulates the transfer, reinstatement, suspension and discharge of officers and provides for referendums.

	Year Ended December 31,						
	Audited		Budgeted				
	2017 Actual	2018 Actual	2019 Amended	2020 Adopted 12/04/19	2020 Amended 12/19/19	2021 Forecasted	2022 Forecasted
Expenditures:							
Supplies & Services	\$ 40,639	\$ 20,625	\$ 45,925	\$ 45,800	\$ 45,800	\$ 45,800	\$ 45,800
Contract Services	10,765	12,155	15,000	15,000	15,000	15,000	15,000
Internal Services	-	-	1,700	1,700	1,700	1,700	1,700
Unallocated Reduction	-	-	-	-	(600)	-	-
Total Expenditures	51,404	32,780	62,625	62,500	61,900	62,500	62,500
Revenues Over (Under) Expenditures	\$ (51,404)	\$ (32,780)	\$ (62,625)	\$ (62,500)	\$ (61,900)	\$ (62,500)	\$ (62,500)

MACOMB COUNTY, MICHIGAN
General Fund Detail by Category

DEPARTMENT	FUND	FUNCTION
215 - COUNTY CLERK	101 - GENERAL FUND	GENERAL GOVERNMENT

MISSION STATEMENT:

To provide courteous, professional, efficient, and effective customer-oriented service to all who utilize the various services the Clerk's Office offers. To provide the opportunity to exercise the right to vote and encourage participation in the electoral process. To serve the citizens and participants of the judiciary system by providing all court records, information and services with courtesy, efficiency and impartiality.

	Year Ended December 31,						
	Audited		Budgeted				
	2017 Actual	2018 Actual	2019 Amended	2020 Adopted 12/04/19	2020 Amended 12/19/19	2021 Forecasted	2022 Forecasted
Revenues:							
Licenses & Permits	\$ 28,925	\$ 28,875	\$ 25,000	\$ 26,000	\$ 26,000	\$ 26,000	\$ 26,000
Charges for Services	609,281	616,836	574,620	589,600	589,600	589,600	589,600
Reimbursements	104,272	119,183	100,000	182,800	182,800	182,800	182,800
Other Revenue	100	107	-	-	-	-	-
Total Revenues	742,578	765,001	699,620	798,400	798,400	798,400	798,400
Expenditures:							
Personnel	4,105,490	4,133,581	4,858,640	4,855,500	4,855,500	5,019,500	5,148,800
Supplies & Services	195,040	215,176	238,739	259,200	259,200	254,500	254,500
Conferences & Training	1,689	5,553	9,375	20,000	20,000	20,000	20,000
Repairs & Maintenance	16,270	15,135	17,000	17,000	17,000	17,000	17,000
Vehicle Operations	60	-	1,080	-	-	-	-
Contract Services	12,636	62,087	7,144	7,100	7,100	7,100	7,100
Internal Services	90,631	88,789	886,160	879,200	879,200	883,800	888,100
Capital Outlay	-	220	10,400	-	-	-	-
Unallocated Reduction	-	-	-	(184,200)	(60,400)	-	-
Total Expenditures	4,421,816	4,520,541	6,028,538	5,853,800	5,977,600	6,201,900	6,335,500
Revenues Over (Under) Expenditures	\$ (3,679,238)	\$ (3,755,540)	\$ (5,328,918)	\$ (5,055,400)	\$ (5,179,200)	\$ (5,403,500)	\$ (5,537,100)

POSITION TYPE

Managers & Supervisors	7.0	7.0	7.0	6.0	6.0	6.0	6.0
Professional Support	26.0	26.0	27.0	24.0	24.0	24.0	24.0
Clerical Staff	27.0	27.0	28.0	28.0	28.0	28.0	28.0
Total Position Count	60.0	60.0	62.0	58.0	58.0	58.0	58.0

MACOMB COUNTY, MICHIGAN
General Fund Detail by Category

DEPARTMENT	FUND	FUNCTION
210 - CORPORATION COUNSEL	101 - GENERAL FUND	GENERAL GOVERNMENT

MISSION STATEMENT:

To provide accurate, quality and timely legal services for the benefit of the County of Macomb, its departments and agencies, its elected and appointed officials and its employees to assure that they meet their legal obligations and official duties.

	Year Ended December 31,						
	Audited		Budgeted				
	2017 Actual	2018 Actual	2019 Amended	2020 Adopted 12/04/19	2020 Amended 12/19/19	2021 Forecasted	2022 Forecasted
Revenues:							
Reimbursements	\$ 15	\$ -	\$ -	\$ -	\$ -	\$ -	\$ -
Other Revenue	3,749	2,432	1,500	1,500	1,500	1,500	1,500
Total Revenues	3,764	2,432	1,500	1,500	1,500	1,500	1,500
Expenditures:							
Personnel	996,036	1,055,004	1,069,985	1,093,600	1,093,600	1,120,000	1,142,000
Supplies & Services	25,049	23,135	25,290	26,800	26,800	26,800	26,800
Repairs & Maintenance	836	634	1,000	1,000	1,000	1,000	1,000
Internal Services	15,433	14,966	182,658	183,200	183,200	183,900	184,500
Capital Outlay	-	249	710	-	-	-	-
Unallocated Reduction	-	-	-	-	(13,000)	-	-
Total Expenditures	1,037,354	1,093,988	1,279,643	1,304,600	1,291,600	1,331,700	1,354,300
Revenues Over (Under) Expenditures	<u><u>\$(1,033,590)</u></u>	<u><u>\$(1,091,556)</u></u>	<u><u>\$(1,278,143)</u></u>	<u><u>\$(1,303,100)</u></u>	<u><u>\$(1,290,100)</u></u>	<u><u>\$(1,330,200)</u></u>	<u><u>\$(1,352,800)</u></u>

POSITION TYPE

Managers & Supervisors	1.0	1.0	1.0	1.0	1.0	1.0	1.0
Professional Support	5.0	5.0	5.0	5.0	5.0	5.0	5.0
Clerical Staff	2.5	2.5	2.5	2.5	2.5	2.5	2.5
Total Position Count	8.5	8.5	8.5	8.5	8.5	8.5	8.5

MACOMB COUNTY, MICHIGAN
General Fund Detail by Category

DEPARTMENT	FUND	FUNCTION
171 - COUNTY EXECUTIVE	101 - GENERAL FUND	GENERAL GOVERNMENT

MISSION STATEMENT:

The County Executive serves as chief executive officer of the County and is responsible for supervising the activities of all County departments, except for those headed by Countywide Elected Officials. The mission of the County Executive's Office is to ensure that all county activities are geared toward efficiency, economy, and maximum service effectiveness for the citizens of Macomb County.

	Year Ended December 31,						
	Audited		Budgeted				
	2017 Actual	2018 Actual	2019 Amended	2020 Adopted 12/04/19	2020 Amended 12/19/19	2021 Forecasted	2022 Forecasted
Expenditures:							
Personnel	\$ 1,301,165	\$ 1,185,821	\$ 1,384,869	\$ 1,582,700	\$ 1,582,700	\$ 1,611,400	\$ 1,645,800
Supplies & Services	28,088	26,897	38,500	38,500	38,500	38,500	38,500
Conferences & Training	8,882	7,904	15,000	16,000	16,000	16,000	16,000
Repairs & Maintenance	3,323	2,262	2,000	2,000	2,000	2,000	2,000
Vehicle Operations	6,970	4,766	6,000	6,000	6,000	6,000	6,000
Contract Services	127,937	154,580	208,500	212,500	212,500	212,500	212,500
Internal Services	19,088	19,723	293,461	296,400	296,400	297,200	298,100
Capital Outlay	200	5,579	-	-	-	-	-
Unallocated Reduction	-	-	-	(166,800)	(21,500)	-	-
Total Expenditures	<u>1,495,653</u>	<u>1,407,532</u>	<u>1,948,330</u>	<u>1,987,300</u>	<u>2,132,600</u>	<u>2,183,600</u>	<u>2,218,900</u>
Revenues Over (Under) Expenditures	<u>\$(1,495,653)</u>	<u>\$(1,407,532)</u>	<u>\$(1,948,330)</u>	<u>\$(1,987,300)</u>	<u>\$(2,132,600)</u>	<u>\$(2,183,600)</u>	<u>\$(2,218,900)</u>

POSITION TYPE

Managers & Supervisors	5.0	6.0	6.0	6.0	6.0	6.0	6.0
Professional Support	2.0	2.0	1.5	1.5	1.5	1.5	1.5
Clerical Staff	3.0	2.0	3.0	3.0	3.0	3.0	3.0
Total Position Count	<u>10.0</u>	<u>10.0</u>	<u>10.5</u>	<u>10.5</u>	<u>10.5</u>	<u>10.5</u>	<u>10.5</u>

MACOMB COUNTY, MICHIGAN
General Fund Detail by Category

DEPARTMENT	FUND	FUNCTION
139 - DISTRICT COURT - NEW BALTIMORE	101 - GENERAL FUND	JUDICIAL

MISSION STATEMENT:

The New Baltimore District Court services Chesterfield Township, Lenox Township, the City of New Baltimore and the Village of New Haven. Our mission is to serve the public by providing a fair, expeditious, and impartial forum for the resolution of civil and criminal matters through the rule of law.

	Year Ended December 31,						
	Audited		Budgeted				
	2017 Actual	2018 Actual	2019 Amended	2020 Adopted 12/04/19	2020 Amended 12/19/19	2021 Forecasted	2022 Forecasted
Revenues:							
Intergovernmental	\$ 61,294	\$ 62,652	\$ 60,725	\$ 61,200	\$ 61,200	\$ 61,200	\$ 61,200
Charges for Services	343,331	358,386	433,250	466,500	466,500	466,500	466,500
Fines & Forfeitures	220,222	183,069	173,000	173,000	173,000	173,000	173,000
Reimbursements	36,023	25,622	1,200	900	900	900	900
Total Revenues	660,870	629,729	668,175	701,600	701,600	701,600	701,600
Expenditures:							
Personnel	1,053,958	1,038,685	1,255,969	1,327,200	1,327,200	1,359,700	1,395,700
Supplies & Services	187,973	150,817	79,240	81,300	81,300	81,300	81,300
Conferences & Training	581	461	2,000	2,000	2,000	2,000	2,000
Repairs & Maintenance	644	785	750	700	700	700	700
Contract Services	4,373	2,070	3,000	3,000	3,000	3,000	3,000
Internal Services	24,751	26,289	1,091,788	1,119,400	1,119,400	1,120,600	1,122,000
Capital Outlay	1,652	-	-	-	-	-	-
Unallocated Reduction	-	-	-	(52,200)	(25,300)	-	-
Total Expenditures	1,273,932	1,219,107	2,432,747	2,481,400	2,508,300	2,567,300	2,604,700
Revenues Over (Under) Expenditures	\$ (613,062)	\$ (589,378)	\$(1,764,572)	\$(1,779,800)	\$(1,806,700)	\$(1,865,700)	\$(1,903,100)

POSITION TYPE

Managers & Supervisors	2.0	2.0	2.0	2.0	2.0	2.0	2.0
Professional Support	3.6	3.6	4.6	4.6	4.6	4.6	4.6
Clerical Staff	9.0	9.0	10.0	10.0	10.0	10.0	10.0
Total Position Count	14.6	14.6	16.6	16.6	16.6	16.6	16.6

MACOMB COUNTY, MICHIGAN
General Fund Detail by Category

DEPARTMENT	FUND	FUNCTION
136 - DISTRICT COURT - ROMEO	101 - GENERAL FUND	JUDICIAL

MISSION STATEMENT:

The Romeo District Court serves the Village of Armada, Armada Township, Bruce Township, Memphis, Ray Township, the City of Richmond, Richmond Township, Romeo and Washington Township. Our mission is to serve the public by providing a fair, expeditious, and impartial forum for the resolution of civil and criminal matters through the rule of law.

	Year Ended December 31,						
	Audited		Budgeted				
	2017 Actual	2018 Actual	2019 Amended	2020 Adopted 12/04/19	2020 Amended 12/19/19	2021 Forecasted	2022 Forecasted
Revenues:							
Intergovernmental	\$ 53,801	\$ 55,083	\$ 53,224	\$ 53,200	\$ 53,200	\$ 53,200	\$ 53,200
Charges for Services	321,565	324,375	634,250	705,000	705,000	705,000	705,000
Investment Income	60	139	-	-	-	-	-
Fines & Forfeitures	283,150	305,192	254,000	324,000	324,000	324,000	324,000
Reimbursements	34,509	21,198	25	-	-	-	-
Other Revenue	815	1,248	-	-	-	-	-
Total Revenues	<u>693,900</u>	<u>707,235</u>	<u>941,499</u>	<u>1,082,200</u>	<u>1,082,200</u>	<u>1,082,200</u>	<u>1,082,200</u>
Expenditures:							
Personnel	780,266	772,830	1,162,836	1,224,500	1,224,500	1,253,500	1,287,600
Supplies & Services	136,577	100,200	72,940	74,600	74,600	74,600	74,600
Conferences & Training	1,420	785	4,000	4,000	4,000	4,000	4,000
Repairs & Maintenance	1,410	1,420	2,750	2,500	2,500	2,500	2,500
Contract Services	50	1,580	1,000	1,000	1,000	1,000	1,000
Internal Services	25,197	24,109	509,852	559,900	559,900	561,300	562,700
Unallocated Reduction	-	-	-	(78,100)	(18,700)	-	-
Total Expenditures	<u>944,920</u>	<u>900,924</u>	<u>1,753,378</u>	<u>1,788,400</u>	<u>1,847,800</u>	<u>1,896,900</u>	<u>1,932,400</u>
Revenues Over (Under) Expenditures	<u>\$ (251,020)</u>	<u>\$ (193,689)</u>	<u>\$ (811,879)</u>	<u>\$ (706,200)</u>	<u>\$ (765,600)</u>	<u>\$ (814,700)</u>	<u>\$ (850,200)</u>

POSITION TYPE

Managers & Supervisors	2.0	2.0	3.0	3.0	3.0	3.0	3.0
Professional Support	1.6	1.6	3.6	3.6	3.6	3.6	3.6
Clerical Staff	8.0	8.0	8.0	8.0	8.0	8.0	8.0
Total Position Count	<u>11.6</u>	<u>11.6</u>	<u>14.6</u>	<u>14.6</u>	<u>14.6</u>	<u>14.6</u>	<u>14.6</u>

MACOMB COUNTY, MICHIGAN
General Fund Detail by Category

DEPARTMENT	FUND	FUNCTION
670 - DEPARTMENT OF HUMAN SERVICES	101 - GENERAL FUND	HEALTH & WELFARE

MISSION STATEMENT:

The Department of Human Services provides public assistance, child and family welfare support to residents of the State through a network of over 100 county satellite offices throughout the state.

	Year Ended December 31,					
	Audited		Budgeted			
	2017 Actual	2018 Actual	2019 Amended	2020 Adopted 12/04/19	2020 Amended 12/19/19	2021 Forecasted
Expenditures:						
Supplies & Services	\$ 58,357	\$ 58,119	\$ 59,500	\$ 59,500	\$ 59,500	\$ 59,500
Unallocated Reduction	-	-	-	-	(600)	-
Total Expenditures	<u>58,357</u>	<u>58,119</u>	<u>59,500</u>	<u>59,500</u>	<u>58,900</u>	<u>59,500</u>
Revenues Over (Under) Expenditures	<u>\$ (58,357)</u>	<u>\$ (58,119)</u>	<u>\$ (59,500)</u>	<u>\$ (59,500)</u>	<u>\$ (58,900)</u>	<u>\$ (59,500)</u>
 EXPENDITURES BY SERVICE						
Administration	\$ 11,039	\$ 10,214	\$ 11,000	\$ 11,000	\$ 10,400	\$ 11,000
County Emergency	47,318	47,905	48,500	48,500	48,500	48,500
Total	<u>\$ 58,357</u>	<u>\$ 58,119</u>	<u>\$ 59,500</u>	<u>\$ 59,500</u>	<u>\$ 58,900</u>	<u>\$ 59,500</u>

MACOMB COUNTY, MICHIGAN
General Fund Detail by Category

DEPARTMENT	FUND	FUNCTION
137 - DISTRICT COURT - WITNESS FEES	101 - GENERAL FUND	JUDICIAL

MISSION STATEMENT:

The County is responsible for paying witness fees to witnesses called by the County Prosecutor's Office to testify in matters being handled in the various District Courts throughout the County.

	Year Ended December 31,						
	Audited		Budgeted				
	2017 Actual	2018 Actual	2019 Amended	2020 Adopted 12/04/19	2020 Amended 12/19/19	2021 Forecasted	2022 Forecasted
Expenditures:							
Supplies & Services	\$ 15,876	\$ 16,523	\$ 20,000	\$ 20,000	\$ 20,000	\$ 20,000	\$ 20,000
Unallocated Reduction	-	-	-	-	(200)	-	-
Total Expenditures	15,876	16,523	20,000	20,000	19,800	20,000	20,000
Revenues Over (Under) Expenditures	\$ (15,876)	\$ (16,523)	\$ (20,000)	\$ (20,000)	\$ (19,800)	\$ (20,000)	\$ (20,000)

MACOMB COUNTY, MICHIGAN
General Fund Detail by Category

DEPARTMENT	FUND	FUNCTION
191 - ELECTIONS	101 - GENERAL FUND	GENERAL GOVERNMENT

MISSION STATEMENT:

As a division of the County Clerk, the Elections department conducts and oversees all federal, state, county and school elections conducted in the County. It is also responsible for ensuring compliance with the Michigan Campaign Finance Act and serves as clerk to the Apportionment Commission, Election Commission and Board of Canvassers.

	Year Ended December 31,						
	Audited		Budgeted				
	2017 Actual	2018 Actual	2019 Amended	2020 Adopted 12/04/19	2020 Amended 12/19/19	2021 Forecasted	2022 Forecasted
Revenues:							
Intergovernmental	\$ 2,755	\$ 2,727	\$ 3,000	\$ 3,000	\$ 3,000	\$ 3,000	\$ 3,000
Charges for Services	324	425	200	200	200	200	200
Fines & Forfeitures	14,765	19,845	12,000	42,500	42,500	42,500	42,500
Reimbursements	3,303	901	1,050	1,000	1,000	1,000	1,000
Total Revenues	<u>21,147</u>	<u>23,898</u>	<u>16,250</u>	<u>46,700</u>	<u>46,700</u>	<u>46,700</u>	<u>46,700</u>
Expenditures:							
Personnel	-	-	-	282,300	282,300	297,200	309,900
Supplies & Services	12,269	27,799	45,575	731,500	731,500	85,300	516,000
Repairs & Maintenance	89	-	500	500	500	500	500
Contract Services	-	-	-	5,000	5,000	5,000	5,000
Internal Services	1,263	1,263	8,463	10,100	10,100	10,100	10,100
Capital Outlay	-	-	141,000	-	-	-	-
Unallocated Reduction	-	-	-	(32,500)	(10,300)	-	-
Total Expenditures	<u>13,621</u>	<u>29,062</u>	<u>195,538</u>	<u>996,900</u>	<u>1,019,100</u>	<u>398,100</u>	<u>841,500</u>
Revenues Over (Under) Expenditures	<u>\$ 7,526</u>	<u>\$ (5,164)</u>	<u>\$ (179,288)</u>	<u>\$ (950,200)</u>	<u>\$ (972,400)</u>	<u>\$ (351,400)</u>	<u>\$ (794,800)</u>

POSITION TYPE

Managers & Supervisors	-	-	-	1.0	1.0	1.0	1.0
Professional Support	-	-	-	3.0	3.0	3.0	3.0
Total Position Count	<u>-</u>	<u>-</u>	<u>-</u>	<u>4.0</u>	<u>4.0</u>	<u>4.0</u>	<u>4.0</u>

MACOMB COUNTY, MICHIGAN
General Fund Detail by Category

DEPARTMENT	FUND	FUNCTION
380 - EMERGENCY MANAGEMENT	101 - GENERAL FUND	PUBLIC SAFETY

MISSION STATEMENT:

To support and enhance county preparedness, mitigation, response, and recovery capabilities by facilitating and coordinating activities and resources for our first responder community and citizens in order to provide a safe and secure community. Also to coordinate, implement & maintain 2-way governmental radio systems & other electronic equipment to enhance communication capabilities.

	Year Ended December 31,						
	Audited		Budgeted				
	2017 Actual	2018 Actual	2019 Amended	2020 Adopted 12/04/19	2020 Amended 12/19/19	2021 Forecasted	2022 Forecasted
Revenues:							
Intergovernmental	\$ 56,866	\$ 47,974	\$ 50,000	\$ 50,000	\$ 50,000	\$ 50,000	\$ 50,000
Charges for Services	259,389	230,647	249,500	249,500	249,500	249,500	249,500
Reimbursements	87,325	73,453	110,000	102,000	102,000	104,000	105,500
Total Revenues	403,580	352,074	409,500	401,500	401,500	403,500	405,000
Expenditures:							
Personnel	1,042,968	1,076,760	1,180,996	1,237,100	1,237,100	1,294,800	1,322,900
Supplies & Services	22,093	13,456	21,898	21,500	21,500	21,500	21,500
Conferences & Training	3,430	6,203	8,500	9,500	9,500	9,500	9,500
Repairs & Maintenance	3,850	1,715	9,322	12,500	12,500	12,500	12,500
Vehicle Operations	9,696	9,633	13,000	13,000	13,000	13,000	13,000
Contract Services	-	200	10,000	10,000	10,000	10,000	10,000
Internal Services	45,034	44,615	397,076	395,100	395,100	397,300	399,400
Capital Outlay	-	10,403	-	-	-	-	-
Unallocated Reduction	-	-	-	-	(17,000)	-	-
Total Expenditures	1,127,071	1,162,985	1,640,792	1,698,700	1,681,700	1,758,600	1,788,800
Revenues Over (Under) Expenditures	(723,491)	(810,911)	(1,231,292)	(1,297,200)	(1,280,200)	(1,355,100)	(1,383,800)
Other Financing Sources (Uses):							
Transfers in	63,243	29,609	-	-	-	-	-
Total Other Financing Sources (Uses):	63,243	29,609	-	-	-	-	-
Revenues Over (Under) Expenditures	\$ (660,248)	\$ (781,302)	\$(1,231,292)	\$(1,297,200)	\$(1,280,200)	\$(1,355,100)	\$(1,383,800)

MACOMB COUNTY, MICHIGAN
General Fund Detail by Category

DEPARTMENT	FUND	FUNCTION
380 - EMERGENCY MANAGEMENT	101 - GENERAL FUND	PUBLIC SAFETY

MISSION STATEMENT:

To support and enhance county preparedness, mitigation, response, and recovery capabilities by facilitating and coordinating activities and resources for our first responder community and citizens in order to provide a safe and secure community. Also to coordinate, implement & maintain 2-way governmental radio systems & other electronic equipment to enhance communication capabilities.

POSITION TYPE	Year Ended December 31,						
	Audited		Budgeted				
	2017 Actual	2018 Actual	2019 Amended	2020 Adopted	2020 Amended	2021 Forecasted	2022 Forecasted
Emergency Management:							
Managers & Supervisors	2.0	2.0	2.0	2.0	2.0	2.0	2.0
Professional Support	3.0	3.0	2.0	2.0	2.0	2.0	2.0
Clerical Staff	-	-	1.0	1.0	1.0	1.0	1.0
	5.0	5.0	5.0	5.0	5.0	5.0	5.0
Technical Services:							
Managers & Supervisors	1.0	1.0	1.0	1.0	1.0	1.0	1.0
Professional Support	6.0	6.0	6.0	6.0	6.0	6.0	6.0
Clerical Staff	1.0	1.0	1.0	1.0	1.0	1.0	1.0
	8.0	8.0	8.0	8.0	8.0	8.0	8.0
Total Position Count	13.0	13.0	13.0	13.0	13.0	13.0	13.0
EXPENDITURES BY SERVICE							
Emergency Management	\$ 503,715	\$ 490,043	\$ 800,993	\$ 817,300	\$ 800,300	\$ 831,900	\$ 843,300
Technical Services	623,356	672,942	839,799	881,400	881,400	926,700	945,500
	\$ 1,127,071	\$ 1,162,985	\$ 1,640,792	\$ 1,698,700	\$ 1,681,700	\$ 1,758,600	\$ 1,788,800

MACOMB COUNTY, MICHIGAN
General Fund Detail by Category

DEPARTMENT	FUND	FUNCTION
225 - EQUALIZATION	101 - GENERAL FUND	GENERAL GOVERNMENT

MISSION STATEMENT:

To provide Macomb county with certified assessors for all matters concerning valuation of property.

	Year Ended December 31,						
	Audited		Budgeted				
	2017 Actual	2018 Actual	2019 Amended	2020 Adopted 12/04/19	2020 Amended 12/19/19	2021 Forecasted	2022 Forecasted
Revenues:							
Charges for Services	\$ 3,500	\$ 3,500	\$ 3,500	\$ 7,000	\$ 7,000	\$ 7,000	\$ 7,000
Reimbursements	-	15	-	-	-	-	-
Total Revenues	3,500	3,515	3,500	7,000	7,000	7,000	7,000
Expenditures:							
Personnel	775,453	779,717	892,666	954,700	954,700	990,500	1,030,700
Supplies & Services	17,600	18,106	17,100	18,300	18,300	18,300	18,300
Conferences & Training	5,242	6,339	8,500	15,500	15,500	8,500	8,500
Repairs & Maintenance	223	391	500	500	500	500	500
Internal Services	15,673	16,140	182,227	178,600	178,600	179,300	180,100
Unallocated Reduction	-	-	-	(44,600)	(11,700)	-	-
Total Expenditures	814,191	820,693	1,100,993	1,123,000	1,155,900	1,197,100	1,238,100
Revenues Over (Under) Expenditures	\$ (810,691)	\$ (817,178)	\$ (1,097,493)	\$ (1,116,000)	\$ (1,148,900)	\$ (1,190,100)	\$ (1,231,100)

POSITION TYPE

Managers & Supervisors	3.0	3.0	3.0	3.0	3.0	3.0	3.0
Professional Support	5.0	7.0	7.0	7.0	7.0	7.0	7.0
Clerical Staff	2.0	-	-	-	-	-	-
Total Position Count	10.0	10.0	10.0	10.0	10.0	10.0	10.0

MACOMB COUNTY, MICHIGAN
General Fund Detail by Category

DEPARTMENT	FUND	FUNCTION
181 - ETHICS BOARD	101 - GENERAL FUND	GENERAL GOVERNMENT

MISSION STATEMENT:

To review and update the ethic standards and procedures of Macomb County in line with the law, social change, upgraded policies or any recent activities which relate to ethics and which require attention.

	Year Ended December 31,						
	Audited		Budgeted				
	2017 Actual	2018 Actual	2019 Amended	2020 Adopted 12/04/19	2020 Amended 12/19/19	2021 Forecasted	2022 Forecasted
Revenues:							
Fines & Forfeitures	\$ 125	\$ -	\$ -	\$ -	\$ -	\$ -	\$ -
Other Revenue	20	-	-	-	-	-	-
Total Revenues	145	-	-	-	-	-	-
Expenditures:							
Supplies & Services	401	306	1,600	1,600	1,600	1,600	1,600
Contract Services	2,500	-	10,000	3,400	3,400	3,400	3,400
Total Expenditures	2,901	306	11,600	5,000	5,000	5,000	5,000
Revenues Over (Under) Expenditures	\$ (2,756)	\$ (306)	\$ (11,600)	\$ (5,000)	\$ (5,000)	\$ (5,000)	\$ (5,000)

MACOMB COUNTY, MICHIGAN
General Fund Detail by Category

DEPARTMENT	FUND	FUNCTION
265 - FACILITIES & OPERATIONS	101 - GENERAL FUND	GENERAL GOVERNMENT

MISSION STATEMENT:

To efficiently operate and maintain, within the constraints of budgetary resources, approximately 1.8 million square feet of buildings and related grounds, and to provide a safe, comfortable and aesthetically pleasing environment that fosters the mission and goals of Macomb County.

	Year Ended December 31,						
	Audited		Budgeted				
	2017 Actual	2018 Actual	2019 Amended	2020 Adopted 12/04/19	2020 Amended 12/19/19	2021 Forecasted	2022 Forecasted
Revenues:							
Charges for Services	\$ 3,077,285	\$ 3,161,001	\$ 3,157,897	\$ 3,407,900	\$ 3,407,900	\$ 1,696,900	\$ 1,608,900
Reimbursements	1,340,595	1,157,722	1,650,000	1,400,000	1,400,000	1,400,000	1,400,000
Other Revenue	16,166	-	-	-	-	-	-
Total Revenues	4,434,046	4,318,723	4,807,897	4,807,900	4,807,900	3,096,900	3,008,900
Expenditures:							
Personnel	7,481,148	7,679,144	7,836,041	8,213,400	8,213,400	8,391,700	8,563,000
Supplies & Services	639,182	699,166	777,705	845,900	845,900	845,900	845,900
Utilities	3,216,126	3,488,050	3,530,310	3,629,400	3,629,400	3,629,800	3,586,000
Repairs & Maintenance	3,085,488	3,574,912	4,631,850	5,528,900	5,528,900	5,524,100	5,467,900
Vehicle Operations	45,780	65,448	70,000	70,000	70,000	71,000	73,000
Contract Services	270,717	291,248	264,100	271,000	271,000	267,000	263,200
Internal Services	285,769	313,544	1,267,811	1,285,900	1,285,900	1,291,300	1,291,000
Capital Outlay	36,073	28,134	72,800	73,000	73,000	73,000	73,000
Unallocated Reduction	-	-	-	(293,500)	(199,200)	-	-
Total Expenditures	15,060,283	16,139,646	18,450,617	19,624,000	19,718,300	20,093,800	20,163,000
Revenues Over (Under) Expenditures	\$(10,626,237)	\$(11,820,923)	\$(13,642,720)	\$(14,816,100)	\$(14,910,400)	\$(16,996,900)	\$(17,154,100)

MACOMB COUNTY, MICHIGAN
General Fund Detail by Category

DEPARTMENT	FUND	FUNCTION
265 - FACILITIES & OPERATIONS	101 - GENERAL FUND	GENERAL GOVERNMENT

MISSION STATEMENT:

To efficiently operate and maintain, within the constraints of budgetary resources, approximately 1.8 million square feet of buildings and related grounds, and to provide a safe, comfortable and aesthetically pleasing environment that fosters the mission and goals of Macomb County.

POSITION TYPE	Year Ended December 31,						
	Audited		Budgeted				
	2017 Actual	2018 Actual	2019 Amended	2020 Adopted	2020 Admended	2021 Forecasted	2022 Forecasted
Facilities & Operations:							
Managers & Supervisors	9.0	9.0	12.0	12.0	12.0	12.0	12.0
Professional Support	74.0	74.0	71.0	71.0	71.0	71.0	71.0
Clerical Staff	3.0	3.0	3.0	3.0	3.0	3.0	3.0
	86.0	86.0	86.0	86.0	86.0	86.0	86.0
Security:							
Managers & Supervisors	2.0	2.0	2.0	2.0	2.0	2.0	2.0
Professional Support	7.0	7.0	8.0	8.0	8.0	8.0	8.0
	9.0	9.0	10.0	10.0	10.0	10.0	10.0
Total Position Count	95.0	95.0	96.0	96.0	96.0	96.0	96.0
EXPENDITURES BY SERVICE							
Facilities & Operations	\$ 14,479,203	\$ 15,539,162	\$ 16,164,259	\$ 16,555,500	\$ 16,649,800	\$ 17,019,000	\$ 17,072,900
Facilities On-going Capital Needs	-	-	1,700,000	2,400,000	2,400,000	2,400,000	2,400,000
Security	581,080	600,484	586,358	668,500	668,500	674,800	690,100
	\$ 15,060,283	\$ 16,139,646	\$ 18,450,617	\$ 19,624,000	\$ 19,718,300	\$ 20,093,800	\$ 20,163,000

MACOMB COUNTY, MICHIGAN
General Fund Detail by Category

DEPARTMENT	FUND	FUNCTION
133 - FAMILY COUNSELING	101 - GENERAL FUND	JUDICIAL

MISSION STATEMENT:

Act 16 of the Public Acts of 1980 created the Family Counseling Service to act as an impartial, unbiased resource in evaluating custody and visitation problems of minor children.

	Year Ended December 31,						
	Audited		Budgeted				
	2017 Actual	2018 Actual	2019 Amended	2020 Adopted 12/04/19	2020 Amended 12/19/19	2021 Forecasted	2022 Forecasted
Revenues:							
Licenses & Permits	\$ 77,355	\$ 76,635	\$ 78,000	\$ 78,000	\$ 78,000	\$ 78,000	\$ 78,000
Charges for Services	1,870	-	-	-	-	-	-
Total Revenues	<u>79,225</u>	<u>76,635</u>	<u>78,000</u>	<u>78,000</u>	<u>78,000</u>	<u>78,000</u>	<u>78,000</u>
Expenditures:							
Personnel	20,247	39,234	69,943	72,900	72,900	74,400	75,900
Supplies & Services	-	-	500	500	500	500	500
Contract Services	-	-	2,500	2,500	2,500	2,500	2,500
Internal Services	653	642	12,673	12,700	12,700	12,700	12,800
Unallocated Reduction	-	-	-	(1,300)	(900)	-	-
Total Expenditures	<u>20,900</u>	<u>39,876</u>	<u>85,616</u>	<u>87,300</u>	<u>87,700</u>	<u>90,100</u>	<u>91,700</u>
Revenues Over (Under) Expenditures	<u>\$ 58,325</u>	<u>\$ 36,759</u>	<u>\$ (7,616)</u>	<u>\$ (9,300)</u>	<u>\$ (9,700)</u>	<u>\$ (12,100)</u>	<u>\$ (13,700)</u>

POSITION TYPE

Professional Support	0.9	0.9	0.9	0.9	0.9	0.9	0.9
Total Position Count	<u>0.9</u>	<u>0.9</u>	<u>0.9</u>	<u>0.9</u>	<u>0.9</u>	<u>0.9</u>	<u>0.9</u>

MACOMB COUNTY, MICHIGAN
General Fund Detail by Category

DEPARTMENT	FUND	FUNCTION
222 - FINANCE	101 - GENERAL FUND	GENERAL GOVERNMENT

MISSION STATEMENT:

According to state statute and County Charter, to provide maintenance of records and accounts, through the Finance Director. This includes, but not limited to, maintaining the General Ledger for all County funds, ensuring claims and collections are processed in an accurate and timely manner, ensuring County payroll is processed and paid accurately in a timely manner, and maintaining accurate budget processes.

	Year Ended December 31,						
	Audited		Budgeted				
	2017 Actual	2018 Actual	2019 Amended	2020 Adopted 12/04/19	2020 Amended 12/19/19	2021 Forecasted	2022 Forecasted
Revenues:							
Charges for Services	\$ 525	\$ 1,260	\$ 500	\$ 1,000	\$ 1,000	\$ 1,000	\$ 1,000
Reimbursements	-	23	-	-	-	-	-
Other Revenue	200	-	-	-	-	-	-
Total Revenues	725	1,283	500	1,000	1,000	1,000	1,000
Expenditures:							
Personnel	2,077,057	2,088,614	2,276,367	2,285,300	2,285,300	2,349,500	2,406,800
Supplies & Services	43,887	36,201	45,760	38,400	38,400	38,400	38,400
Conferences & Training	3,355	4,099	10,000	10,000	10,000	10,000	10,000
Repairs & Maintenance	4,661	2,561	4,500	4,500	4,500	4,500	4,500
Contract Services	-	-	2,610	5,000	5,000	5,000	5,000
Internal Services	30,615	32,179	445,728	446,000	446,000	447,700	450,300
Capital Outlay	6,765	-	-	2,000	2,000	2,000	2,000
Unallocated Reduction	-	-	-	-	(27,900)	-	-
Total Expenditures	2,166,340	2,163,654	2,784,965	2,791,200	2,763,300	2,857,100	2,917,000
Revenues Over (Under) Expenditures	\$ (2,165,615)	\$ (2,162,371)	\$ (2,784,465)	\$ (2,790,200)	\$ (2,762,300)	\$ (2,856,100)	\$ (2,916,000)

POSITION TYPE

Managers & Supervisors	4.0	4.0	4.0	4.0	4.0	4.0	4.0
Professional Support	11.0	12.0	13.0	13.0	13.0	13.0	13.0
Clerical Staff	7.0	7.0	5.0	5.0	5.0	5.0	5.0
Total Position Count	22.0	23.0	22.0	22.0	22.0	22.0	22.0

MACOMB COUNTY, MICHIGAN
General Fund Detail by Category

DEPARTMENT	FUND	FUNCTION
601 - HEALTH DEPARTMENT	101 - GENERAL FUND	HEALTH & WELFARE

MISSION STATEMENT:

In partnership with the communities we serve, our Mission is to protect and promote the health and well-being of all those who live, work and play in Macomb County.

	Year Ended December 31,						
	Audited		Budgeted				
	2017 Actual	2018 Actual	2019 Amended	2020 Adopted 12/04/19	2020 Amended 12/19/19	2021 Forecasted	2022 Forecasted
Revenues:							
Licenses & Permits	\$ 1,016,172	\$ 1,047,872	\$ 993,550	\$ 993,300	\$ 993,300	\$ 993,300	\$ 993,300
Intergovernmental	3,556,546	3,829,881	4,021,639	4,020,700	4,020,700	4,020,700	4,020,700
Charges for Services	2,344,625	2,545,051	2,130,750	2,183,000	2,183,000	2,184,000	2,185,500
Reimbursements	19,351	20,573	10,425	12,900	12,900	12,900	12,900
Indirect Cost Allocation	472,641	673,363	751,499	787,400	787,400	770,700	770,700
Other Revenue	13,473	6,514	10,100	100	100	100	100
Total Revenues	7,422,808	8,123,254	7,917,963	7,997,400	7,997,400	7,981,700	7,983,200
Expenditures:							
Personnel	12,108,726	12,170,490	13,482,833	14,145,600	14,145,600	14,531,400	14,899,900
Supplies & Services	3,327,054	3,789,956	3,703,190	3,686,000	3,686,000	3,692,300	3,695,300
Conferences & Training	61,125	60,860	82,200	74,400	74,400	74,400	74,400
Repairs & Maintenance	29,450	21,367	41,912	30,300	30,300	30,300	30,300
Vehicle Operations	34,081	28,375	44,408	45,100	45,100	45,100	45,100
Contract Services	791,927	792,090	1,158,082	1,235,100	1,235,100	1,243,600	1,252,300
Internal Services	2,986,068	3,184,220	3,293,703	2,889,900	2,889,900	2,896,400	2,902,900
Capital Outlay	61,364	73,454	97,728	90,100	90,100	90,100	90,100
Unallocated Reduction	-	-	-	-	(222,000)	-	-
Total Expenditures	19,399,795	20,120,812	21,904,056	22,196,500	21,974,500	22,603,600	22,990,300
Revenues Over (Under) Expenditures	\$ (11,976,987)	\$ (11,997,558)	\$ (13,986,093)	\$ (14,199,100)	\$ (13,977,100)	\$ (14,621,900)	\$ (15,007,100)

MACOMB COUNTY, MICHIGAN
General Fund Detail by Category

DEPARTMENT	FUND	FUNCTION
601 - HEALTH DEPARTMENT	101 - GENERAL FUND	HEALTH & WELFARE

MISSION STATEMENT:

In partnership with the communities we serve, our Mission is to protect and promote the health and well-being of all those who live, work and play in Macomb County.

POSITION TYPE	Year Ended December 31,						
	Audited		Budgeted				
	2017 Actual	2018 Actual	2019 Amended	2020 Adopted 12/04/19	2020 Amended 12/19/19	2021 Forecasted	2022 Forecasted
Administration:							
Managers & Supervisors	5.0	8.0	8.0	8.0	8.0	8.0	8.0
Professional Support	4.0	4.0	5.0	5.0	5.0	5.0	5.0
Clerical Staff	4.0	5.0	5.0	5.0	5.0	5.0	5.0
	13.0	17.0	18.0	18.0	18.0	18.0	18.0
Environmental Health:							
Managers & Supervisors	5.0	4.0	4.0	4.0	4.0	4.0	4.0
Professional Support	29.0	29.0	30.0	30.0	30.0	30.0	30.0
Clerical Staff	6.0	6.0	6.0	6.0	6.0	6.0	6.0
	40.0	39.0	40.0	40.0	40.0	40.0	40.0
PHS ADMIN:							
Managers & Supervisors	1.0	-	-	-	-	-	-
Professional Support	2.0	-	-	-	-	-	-
Clerical Staff	1.0	-	-	-	-	-	-
	4.0	-	-	-	-	-	-
Clinical Health Services:							
Managers & Supervisors	1.0	-	-	-	-	-	-
Professional Support	12.0	12.0	12.0	16.0	16.0	16.0	16.0
Clerical Staff	8.0	8.0	10.0	11.0	11.0	11.0	11.0
	21.0	20.0	22.0	27.0	27.0	27.0	27.0
Maternal/Child Health Services:							
Managers & Supervisors	0.5	0.5	0.5	0.5	0.5	0.5	0.5
Professional Support	10.0	10.0	10.0	10.0	10.0	10.0	10.0
Clerical Staff	8.5	8.5	8.5	8.5	8.5	8.5	8.5
	19.0	19.0	19.0	19.0	19.0	19.0	19.0
Vision & Hearing:							
Managers & Supervisors	1.0	1.0	1.0	1.0	1.0	1.0	1.0
Professional Support	8.0	9.0	9.0	9.0	9.0	9.0	9.0
Clerical Staff	2.0	2.0	2.0	2.0	2.0	2.0	2.0
	11.0	12.0	12.0	12.0	12.0	12.0	12.0
Healthy Communities:							
Managers & Supervisors	1.0	1.0	1.0	1.0	1.0	1.0	1.0
Professional Support	8.0	9.0	9.0	9.0	9.0	9.0	9.0
Clerical Staff	2.0	2.0	2.0	2.0	2.0	2.0	2.0
	11.0	12.0	12.0	12.0	12.0	12.0	12.0
Medical Examiner:							
Managers & Supervisors	1.0	1.0	1.0	1.0	1.0	1.0	1.0
Professional Support	10.5	10.5	10.5	10.5	10.5	10.5	10.5
Clerical Staff	1.0	1.0	1.0	1.0	1.0	1.0	1.0
	12.5	12.5	12.5	12.5	12.5	12.5	12.5

MACOMB COUNTY, MICHIGAN
General Fund Detail by Category

<u>DEPARTMENT</u>	<u>FUND</u>	<u>FUNCTION</u>
601 - HEALTH DEPARTMENT	101 - GENERAL FUND	HEALTH & WELFARE

MISSION STATEMENT:

In partnership with the communities we serve, our Mission is to protect and promote the health and well-being of all those who live, work and play in Macomb County.

	Year Ended December 31,						
	Audited		Budgeted				
	2017 Actual	2018 Actual	2019 Amended	2020 Adopted 12/04/19	2020 Amended 12/19/19	2021 Forecasted	2022 Forecasted
Communicable Disease:							
Managers & Supervisors	1.0	1.0	1.0	1.0	1.0	1.0	1.0
Professional Support	11.0	13.0	13.0	13.0	13.0	13.0	13.0
Clerical Staff	2.0	2.0	2.0	2.0	2.0	2.0	2.0
	<u>14.0</u>	<u>16.0</u>	<u>16.0</u>	<u>16.0</u>	<u>16.0</u>	<u>16.0</u>	<u>16.0</u>
Senior Services:							
Professional Support	5.0	5.0	4.0	-	-	-	-
Clerical Staff	-	-	1.0	-	-	-	-
	<u>5.0</u>	<u>5.0</u>	<u>5.0</u>	<u>-</u>	<u>-</u>	<u>-</u>	<u>-</u>
Nurse Family Partnership:							
Managers & Supervisors	0.5	0.5	0.5	0.5	0.5	0.5	0.5
Professional Support	3.0	3.0	3.0	3.0	3.0	3.0	3.0
Clerical Staff	0.5	0.5	0.5	0.5	0.5	0.5	0.5
	<u>4.0</u>	<u>4.0</u>	<u>4.0</u>	<u>4.0</u>	<u>4.0</u>	<u>4.0</u>	<u>4.0</u>
Total Position Count	<u>154.5</u>	<u>156.5</u>	<u>160.5</u>	<u>160.5</u>	<u>160.5</u>	<u>160.5</u>	<u>160.5</u>
EXPENDITURES BY SERVICE							
Administration	\$ 1,897,371	\$ 2,491,930	\$ 2,888,296	\$ 2,913,700	\$ 2,913,700	\$ 2,943,600	\$ 2,989,800
Environmental Health	4,558,375	4,399,770	4,741,292	4,836,600	4,836,600	4,927,800	5,013,200
PHS Admin	477,880	-	-	-	-	-	-
Clinical Health Services	4,358,179	4,715,025	4,681,817	5,264,000	5,264,000	5,339,900	5,427,600
Dental	8,887	(966)	-	-	-	-	-
Maternal/Child Health Services	2,001,418	2,047,342	2,221,713	2,223,700	2,223,700	2,262,500	2,298,400
Vision & Hearing	797,599	787,399	841,851	839,900	839,900	858,300	871,300
Healthy Communities	1,118,727	1,247,912	1,356,494	1,351,200	1,351,200	1,389,000	1,419,300
Nurse Family Partnership	222,630	358,483	508,343	528,000	528,000	547,600	555,900
Medical Examiner	2,008,007	2,027,758	2,247,174	2,296,000	2,296,000	2,341,900	2,385,100
Communicable Disease	1,541,195	1,628,077	1,936,124	1,943,400	1,943,400	1,993,000	2,029,700
Senior Services	409,527	418,082	480,952	-	-	-	-
Unallocated Reduction	-	-	-	-	(222,000)	-	-
Total	<u>\$ 19,399,795</u>	<u>\$ 20,120,812</u>	<u>\$ 21,904,056</u>	<u>\$ 22,196,500</u>	<u>\$ 21,974,500</u>	<u>\$ 22,603,600</u>	<u>\$ 22,990,300</u>

MACOMB COUNTY, MICHIGAN
General Fund Detail by Category

DEPARTMENT	FUND	FUNCTION
60102 - HEALTH & COMMUNITY SERVICES	101 - GENERAL FUND	HEALTH & WELFARE

MISSION STATEMENT:

To enhance the ability of the County's health and community services agencies to promote well-being, and to assure the basic human needs of county residents are met. The Department of Health and Community Services was created in 2011 by County Charter and is responsible for the overall management and administration of the activities of the Health Department, Macomb Community Action and MSU Extension.

	Year Ended December 31,						
	Audited		Budgeted				
	2017 Actual	2018 Actual	2019 Amended	2020 Adopted 12/04/19	2020 Amended 12/19/19	2021 Forecasted	2022 Forecasted
Expenditures:							
Personnel	\$ 272,026	\$ 272,270	\$ 307,341	\$ 316,800	\$ 316,800	\$ 322,600	\$ 328,600
Supplies & Services	3,436	6,367	10,760	8,800	8,800	8,800	8,800
Conferences & Training	11,316	8,959	9,040	9,000	9,000	9,000	9,000
Contract Services	374	3,000	66,415	4,000	4,000	4,000	4,000
Internal Services	3,076	2,247	50,837	50,300	50,300	50,400	50,500
Capital Outlay	11,227	1,930	-	-	-	-	-
Unallocated Reduction	-	-	-	-	(3,900)	-	-
Total Expenditures	301,455	294,773	444,393	388,900	385,000	394,800	400,900
Revenues Over (Under) Expenditures	\$ (301,455)	\$ (294,773)	\$ (444,393)	\$ (388,900)	\$ (385,000)	\$ (394,800)	\$ (400,900)

POSITION TYPE

Managers & Supervisors	1.0	1.0	1.0	1.0	1.0	1.0	1.0
Professional Support	-	1.0	1.0	1.0	1.0	1.0	1.0
Clerical Staff	1.0	-	-	-	-	-	-
Total Position Count	2.0	2.0	2.0	2.0	2.0	2.0	2.0

MACOMB COUNTY, MICHIGAN
General Fund Detail by Category

<u>DEPARTMENT</u>	<u>FUND</u>	<u>FUNCTION</u>
226 - HUMAN RESOURCES & LABOR RELATIONS	101 - GENERAL FUND	GENERAL GOVERNMENT

MISSION STATEMENT:

We will be a solution driven strategic partner with the County Executive and Macomb County Leadership by providing expertise in every area of Human Resources and Labor Relations. We will succeed by creating a positive work environment where employees, our most valuable assets, are empowered to serve the residents of Macomb County.

	Year Ended December 31,						
	Audited		Budgeted				
	2017 Actual	2018 Actual	2019 Amended	2020 Adopted 12/04/19	2020 Amended 12/19/19	2021 Forecasted	2022 Forecasted
Revenues:							
Charges for Services	\$ 1,614	\$ 1,196	\$ 1,000	\$ 1,000	\$ 1,000	\$ 1,000	\$ 1,000
Reimbursements	192,477	200,776	238,021	310,000	310,000	316,200	322,500
Total Revenues	<u>194,091</u>	<u>201,972</u>	<u>239,021</u>	<u>311,000</u>	<u>311,000</u>	<u>317,200</u>	<u>323,500</u>
Expenditures:							
Personnel	2,069,093	2,035,797	2,230,173	2,415,600	2,415,600	2,486,800	2,555,300
Supplies & Services	94,555	50,689	33,900	33,600	33,600	33,600	33,600
Conferences & Training	10,236	17,403	12,000	18,000	18,000	18,000	18,000
Repairs & Maintenance	1,079	1,889	2,750	2,000	2,000	2,000	2,000
Contract Services	17,326	55,096	86,000	160,000	160,000	85,000	85,000
Internal Services	38,015	39,029	437,725	439,600	439,600	441,300	443,200
Capital Outlay	118	1,961	-	-	-	-	-
Unallocated Reduction	-	-	-	(135,200)	(30,700)	-	-
Total Expenditures	<u>2,230,422</u>	<u>2,201,864</u>	<u>2,802,548</u>	<u>2,933,600</u>	<u>3,038,100</u>	<u>3,066,700</u>	<u>3,137,100</u>
Revenues Over (Under) Expenditures	<u>\$(2,036,331)</u>	<u>\$(1,999,892)</u>	<u>\$(2,563,527)</u>	<u>\$(2,622,600)</u>	<u>\$(2,727,100)</u>	<u>\$(2,749,500)</u>	<u>\$(2,813,600)</u>

POSITION TYPE

Managers & Supervisors	4.0	5.0	6.0	6.0	6.0	6.0	6.0
Professional Support	11.0	11.0	15.5	15.5	15.5	15.5	15.5
Clerical Staff	9.0	7.0	3.0	3.0	3.0	3.0	3.0
Total Position Count	<u>24.0</u>	<u>23.0</u>	<u>24.5</u>	<u>24.5</u>	<u>24.5</u>	<u>24.5</u>	<u>24.5</u>

MACOMB COUNTY, MICHIGAN
General Fund Detail by Category

DEPARTMENT	FUND	FUNCTION
204 - INFORMATION TECHNOLOGY	101 - GENERAL FUND	GENERAL GOVERNMENT

MISSION STATEMENT:

The IT Department is dedicated to enabling and improving the business processes of the County and its departments, individually and collectively, through the innovative use of leading edge technologies in order to meet objectives and deliver world class services to the communities served.

	Year Ended December 31,						
	Audited			Budgeted			
	2017 Actual	2018 Actual	2019 Amended	2020 Adopted 12/04/19	2020 Amended 12/19/19	2021 Forecasted	2022 Forecasted
Revenues:							
Reimbursements	\$ 36,591	\$ 1,389	\$ -	\$ -	\$ -	\$ -	\$ -
Indirect Cost Allocation	-	246,334	50,000	50,000	50,000	50,000	50,000
Total Revenues	<u>36,591</u>	<u>247,723</u>	<u>50,000</u>	<u>50,000</u>	<u>50,000</u>	<u>50,000</u>	<u>50,000</u>
Expenditures:							
Personnel	4,258,908	4,236,050	4,550,462	4,746,200	4,746,200	4,900,900	5,010,000
Supplies & Services	53,744	31,370	62,250	62,200	62,200	62,200	62,000
Conferences & Training	55,859	35,589	45,000	45,000	45,000	45,000	45,000
Repairs & Maintenance	3,284,748	3,330,651	3,977,443	4,421,000	4,421,000	4,525,800	4,633,200
Vehicle Operations	801	467	1,500	1,500	1,500	1,500	1,500
Contract Services	213,693	291,200	280,000	865,000	865,000	865,000	865,000
Internal Services	59,764	82,835	477,847	459,700	459,700	463,200	466,100
Capital Outlay	570	1,456,316	1,866,777	1,146,200	1,146,200	1,146,200	1,146,200
Unallocated Reduction	-	-	-	(260,300)	(117,500)	-	-
Total Expenditures	<u>7,928,087</u>	<u>9,464,478</u>	<u>11,261,279</u>	<u>11,486,500</u>	<u>11,629,300</u>	<u>12,009,800</u>	<u>12,229,000</u>
Revenues Over (Under) Expenditures	<u><u>\$(7,891,496)</u></u>	<u><u>\$(9,216,755)</u></u>	<u><u>\$(11,211,279)</u></u>	<u><u>\$(11,436,500)</u></u>	<u><u>\$(11,579,300)</u></u>	<u><u>\$(11,959,800)</u></u>	<u><u>\$(12,179,000)</u></u>

POSITION TYPE

Managers & Supervisors	11.0	11.0	10.0	10.0	10.0	10.0	10.0
Professional Support	26.0	27.0	28.0	28.0	28.0	28.0	28.0
Clerical Staff	2.0	2.0	2.0	2.0	2.0	2.0	2.0
Total Position Count	<u>39.0</u>	<u>40.0</u>	<u>40.0</u>	<u>40.0</u>	<u>40.0</u>	<u>40.0</u>	<u>40.0</u>

MACOMB COUNTY, MICHIGAN
General Fund Detail by Category

DEPARTMENT	FUND	FUNCTION
166 - JURY COMMISSION	101 - GENERAL FUND	JUDICIAL

MISSION STATEMENT:

To maintain a complete listing of all eligible jurors. Jurors are randomly selected according to the process set forth in state law from Macomb County residents that have a driver's license or identification card issued by the State of Michigan.

	Year Ended December 31,						
	Audited		Budgeted				
	2017 Actual	2018 Actual	2019 Amended	2020 Adopted 12/04/19	2020 Amended 12/19/19	2021 Forecasted	2022 Forecasted
Expenditures:							
Supplies & Services	\$ 36,182	\$ 39,861	\$ 49,250	\$ 47,400	\$ 47,400	\$ 47,400	\$ 47,400
Utilities	-	62	1,500	1,500	1,500	1,500	1,500
Repairs & Maintenance	42,693	45,105	30,700	45,700	45,700	45,700	45,700
Contract Services	85,066	72,585	100,000	100,000	100,000	100,000	100,000
Internal Services	-	-	143,000	143,000	143,000	143,000	143,000
Unallocated Reduction	-	-	-	(6,700)	(3,400)	-	-
Total Expenditures	163,941	157,613	324,450	330,900	334,200	337,600	337,600
Revenues Over (Under) Expenditures	\$ (163,941)	\$ (157,613)	\$ (324,450)	\$ (330,900)	\$ (334,200)	\$ (337,600)	\$ (337,600)

MACOMB COUNTY, MICHIGAN
General Fund Detail by Category

DEPARTMENT	FUND	FUNCTION
149 - JUVENILE COURT	101 - GENERAL FUND	JUDICIAL

MISSION STATEMENT:

The Juvenile Division of the Macomb County Circuit Court provides exclusive jurisdiction over children under seventeen years of age and concurrent jurisdiction over those over seventeen, but under eighteen, who come within the provisions of the juvenile code.

	Year Ended December 31,						
	Audited		Budgeted				
	2017 Actual	2018 Actual	2019 Amended	2020 Adopted 12/04/19	2020 Amended 12/19/19	2021 Forecasted	2022 Forecasted
Revenues:							
Intergovernmental	\$ 225,666	\$ 180,533	\$ 180,000	\$ 180,000	\$ 180,000	\$ 180,000	\$ 180,000
Charges for Services	117,646	85,204	321,900	303,400	303,400	303,400	303,400
Fines & Forfeitures	3,019	2,270	1,500	1,500	1,500	1,500	1,500
Reimbursements	351,573	395,468	510,000	510,000	510,000	510,000	510,000
Total Revenues	<u>697,904</u>	<u>663,475</u>	<u>1,013,400</u>	<u>994,900</u>	<u>994,900</u>	<u>994,900</u>	<u>994,900</u>
Expenditures:							
Personnel	4,066,746	4,036,114	4,891,255	5,040,200	5,040,200	5,194,200	5,313,500
Supplies & Services	968,599	1,027,431	992,500	1,027,500	1,027,500	1,027,500	1,027,500
Conferences & Training	13,040	4,488	15,000	15,000	15,000	15,000	15,000
Repairs & Maintenance	4,431	2,344	4,750	4,500	4,500	4,500	4,500
Vehicle Operations	82	-	-	-	-	-	-
Contract Services	11,996	14,374	25,000	25,000	25,000	25,000	25,000
Internal Services	79,410	88,024	1,385,131	1,385,800	1,385,800	1,390,600	1,395,200
Unallocated Reduction	-	-	-	(38,100)	(75,000)	-	-
Total Expenditures	<u>5,144,304</u>	<u>5,172,775</u>	<u>7,313,636</u>	<u>7,459,900</u>	<u>7,423,000</u>	<u>7,656,800</u>	<u>7,780,700</u>
Revenues Over (Under) Expenditures	<u><u>\$(4,446,400)</u></u>	<u><u>\$(4,509,300)</u></u>	<u><u>\$(6,300,236)</u></u>	<u><u>\$(6,465,000)</u></u>	<u><u>\$(6,428,100)</u></u>	<u><u>\$(6,661,900)</u></u>	<u><u>\$(6,785,800)</u></u>

POSITION TYPE

Managers & Supervisors	7.0	6.0	7.0	7.0	7.0	7.0	7.0
Professional Support	25.0	26.0	28.0	28.0	28.0	28.0	28.0
Clerical Staff	14.0	14.0	20.0	20.0	20.0	20.0	20.0
Total Position Count	<u>46.0</u>	<u>46.0</u>	<u>55.0</u>	<u>55.0</u>	<u>55.0</u>	<u>55.0</u>	<u>55.0</u>

MACOMB COUNTY, MICHIGAN
General Fund Detail by Category

DEPARTMENT	FUND	FUNCTION
143 - LAW LIBRARY	101 - GENERAL FUND	JUDICIAL

MISSION STATEMENT:

To provide legal reference materials to Macomb County residents as well as local attorneys and attorneys employed by the County.

	Year Ended December 31,						
	Audited		Budgeted				
	2017 Actual	2018 Actual	2019 Amended	2020 Adopted 12/04/19	2020 Amended 12/19/19	2021 Forecasted	2022 Forecasted
Revenues:							
Fines & Forfeitures	\$ 8,500	\$ 8,500	\$ 8,500	\$ 8,500	\$ 8,500	\$ 8,500	\$ 8,500
Reimbursements	890	1,788	800	800	800	800	800
Total Revenues	9,390	10,288	9,300	9,300	9,300	9,300	9,300
Expenditures:							
Supplies & Services	35,514	42,895	40,400	9,200	9,200	9,200	9,200
Internal Services	538	538	27,150	27,200	27,200	27,200	27,200
Unallocated Reduction	-	-	-	-	(400)	-	-
Total Expenditures	36,052	43,433	67,550	36,400	36,000	36,400	36,400
Revenues Over (Under) Expenditures	\$ (26,662)	\$ (33,145)	\$ (58,250)	\$ (27,100)	\$ (26,700)	\$ (27,100)	\$ (27,100)

MACOMB COUNTY, MICHIGAN
General Fund Detail by Category

DEPARTMENT	FUND	FUNCTION
731 - MSU EXTENSION	101 - GENERAL FUND	GENERAL GOVERNMENT

MISSION STATEMENT:

Michigan State University Extension (MSUE) helps people improve their lives through an educational process that applies knowledge to critical issues, needs and opportunities.

	Year Ended December 31,						
	Audited		Budgeted				
	2017 Actual	2018 Actual	2019 Amended	2020 Adopted 12/04/19	2020 Amended 12/19/19	2021 Forecasted	2022 Forecasted
Revenues:							
Reimbursements	\$ -	\$ 33	\$ -	\$ -	\$ -	\$ -	\$ -
Total Revenues	<u>-</u>	<u>33</u>	<u>-</u>	<u>-</u>	<u>-</u>	<u>-</u>	<u>-</u>
Expenditures:							
Personnel	426,527	348,775	390,852	415,100	415,100	423,200	431,500
Supplies & Services	433,762	525,702	542,137	561,900	561,900	561,900	561,900
Conferences & Training	327	261	500	500	500	500	500
Repairs & Maintenance	575	288	2,000	1,000	1,000	1,000	1,000
Contract Services	10,034	9,592	22,000	22,000	22,000	22,000	22,000
Internal Services	39,684	35,881	314,741	315,400	315,400	317,300	319,200
Capital Outlay	2,180	3,952	950	-	-	-	-
Unallocated Reduction	-	-	-	(17,300)	(13,200)	-	-
Total Expenditures	<u>913,089</u>	<u>924,451</u>	<u>1,273,180</u>	<u>1,298,600</u>	<u>1,302,700</u>	<u>1,325,900</u>	<u>1,336,100</u>
Revenues Over (Under) Expenditures	<u>\$ (913,089)</u>	<u>\$ (924,418)</u>	<u>\$(1,273,180)</u>	<u>\$(1,298,600)</u>	<u>\$(1,302,700)</u>	<u>\$(1,325,900)</u>	<u>\$(1,336,100)</u>

POSITION TYPE

Professional Support	2.0	1.0	1.0	1.0	1.0	1.0	1.0
Clerical Staff	4.5	4.5	4.5	4.5	4.5	4.5	4.5
	<u>6.5</u>	<u>5.5</u>	<u>5.5</u>	<u>5.5</u>	<u>5.5</u>	<u>5.5</u>	<u>5.5</u>
Total Position Count	<u>6.5</u>	<u>5.5</u>	<u>5.5</u>	<u>5.5</u>	<u>5.5</u>	<u>5.5</u>	<u>5.5</u>

MACOMB COUNTY, MICHIGAN
General Fund Detail by Category

DEPARTMENT	FUND	FUNCTION
148 - PROBATE COURT	101 - GENERAL FUND	JUDICIAL

MISSION STATEMENT:

The Probate Court provides jurisdiction over the administration of estates for both the deceased and mentally ill, including the appointment of guardians and conservators, name changes, and commitment proceedings for the mentally ill. Our mission is to serve the public by providing a fair, expeditious, and impartial forum for the resolution of these civil matters through the rule of law.

	Year Ended December 31,						
	Audited		Budgeted				
	2017 Actual	2018 Actual	2019 Amended	2020 Adopted 12/04/19	2020 Amended 12/19/19	2021 Forecasted	2022 Forecasted
Revenues:							
Intergovernmental	\$ 257,223	\$ 313,912	\$ 312,705	\$ 312,700	\$ 312,700	\$ 312,700	\$ 312,700
Charges for Services	342,927	346,050	320,000	325,000	325,000	325,000	325,000
Reimbursements	4,099	1,372	-	-	-	-	-
Total Revenues	<u>604,249</u>	<u>661,334</u>	<u>632,705</u>	<u>637,700</u>	<u>637,700</u>	<u>637,700</u>	<u>637,700</u>
Expenditures:							
Personnel	2,390,038	2,495,989	2,658,197	2,800,100	2,800,100	2,870,400	2,933,700
Supplies & Services	461,897	452,526	474,450	476,100	476,100	476,100	476,100
Conferences & Training	1,083	706	3,000	2,000	2,000	2,000	2,000
Repairs & Maintenance	1,879	1,672	2,500	2,500	2,500	2,500	2,500
Contract Services	98,757	103,028	86,500	96,500	96,500	96,500	96,500
Internal Services	65,070	53,601	952,422	948,500	948,500	950,900	953,200
Unallocated Reduction	-	-	-	(6,400)	(43,300)	-	-
Total Expenditures	<u>3,018,724</u>	<u>3,107,522</u>	<u>4,177,069</u>	<u>4,319,300</u>	<u>4,282,400</u>	<u>4,398,400</u>	<u>4,464,000</u>
Revenues Over (Under) Expenditures	<u>\$(2,414,475)</u>	<u>\$(2,446,188)</u>	<u>\$(3,544,364)</u>	<u>\$(3,681,600)</u>	<u>\$(3,644,700)</u>	<u>\$(3,760,700)</u>	<u>\$(3,826,300)</u>

POSITION TYPE

Managers & Supervisors	6.0	6.0	6.0	6.0	6.0	6.0	6.0
Professional Support	17.0	17.0	18.0	18.0	18.0	18.0	18.0
Clerical Staff	5.5	5.5	5.5	5.5	5.5	5.5	5.5
Total Position Count	<u>28.5</u>	<u>28.5</u>	<u>29.5</u>	<u>29.5</u>	<u>29.5</u>	<u>29.5</u>	<u>29.5</u>

MACOMB COUNTY, MICHIGAN
General Fund Detail by Category

DEPARTMENT	FUND	FUNCTION
801 - PLANNING & ECONOMIC DEVELOPMENT	101 - GENERAL FUND	GENERAL GOVERNMENT

MISSION STATEMENT:

Established in 1956 as an expansion of activity under the County Planning Act, P.A. 282 of 1945 to provide economic development programs to the residents of Macomb County. Our mission is to retain, grow, and attract economic investment while improving the overall quality of life for residents and businesses in Macomb County.

	Year Ended December 31,						
	Audited		Budgeted				
	2017 Actual	2018 Actual	2019 Amended	2020 Adopted 12/04/19	2020 Amended 12/19/19	2021 Forecasted	2022 Forecasted
Revenues:							
Charges for Services	\$ -	\$ 10	\$ -	\$ -	\$ -	\$ -	\$ -
Reimbursements	-	25	-	-	-	-	-
Total Revenues	<u>-</u>	<u>35</u>	<u>-</u>	<u>-</u>	<u>-</u>	<u>-</u>	<u>-</u>
Expenditures:							
Personnel	2,552,658	2,627,287	2,866,005	2,967,000	2,967,000	3,034,900	3,103,400
Supplies & Services	237,510	229,632	266,100	266,500	266,500	266,500	266,500
Conferences & Training	24,003	31,639	25,000	25,000	25,000	25,000	25,000
Repairs & Maintenance	36,452	41,021	48,500	46,000	46,000	46,000	46,000
Vehicle Operations	3,986	5,020	7,500	7,500	7,500	7,500	7,500
Contract Services	240,580	261,273	380,000	365,000	365,000	365,000	365,000
Internal Services	38,521	41,034	591,440	594,700	594,700	596,500	598,400
Capital Outlay	42,311	-	-	-	-	-	-
Unallocated Reduction	-	-	-	(3,500)	(42,700)	-	-
Total Expenditures	<u>3,176,021</u>	<u>3,236,906</u>	<u>4,184,545</u>	<u>4,268,200</u>	<u>4,229,000</u>	<u>4,341,400</u>	<u>4,411,800</u>
Revenues Over (Under) Expenditures	<u>(3,176,021)</u>	<u>(3,236,871)</u>	<u>(4,184,545)</u>	<u>(4,268,200)</u>	<u>(4,229,000)</u>	<u>(4,341,400)</u>	<u>(4,411,800)</u>
Other Financing Sources (Uses):							
Transfers in - Other Funds	87,489	-	-	-	-	-	-
Total Other Financing Sources (Uses):	<u>87,489</u>	<u>-</u>	<u>-</u>	<u>-</u>	<u>-</u>	<u>-</u>	<u>-</u>
Revenues Over (Under) Expenditures	<u><u>\$(3,088,532)</u></u>	<u><u>\$(3,236,871)</u></u>	<u><u>\$(4,184,545)</u></u>	<u><u>\$(4,268,200)</u></u>	<u><u>\$(4,229,000)</u></u>	<u><u>\$(4,341,400)</u></u>	<u><u>\$(4,411,800)</u></u>

POSITION TYPE

Managers & Supervisors	6.0	6.0	6.0	6.0	6.0	6.0	6.0
Professional Support	16.0	17.0	17.0	17.0	17.0	17.0	17.0
Clerical Staff	4.5	4.5	4.5	4.5	4.5	4.5	4.5
Total Position Count	<u>26.5</u>	<u>27.5</u>	<u>27.5</u>	<u>27.5</u>	<u>27.5</u>	<u>27.5</u>	<u>27.5</u>

MACOMB COUNTY, MICHIGAN
General Fund Detail by Category

DEPARTMENT	FUND	FUNCTION
152 - PROBATION - CIRCUIT COURT	101 - GENERAL FUND	JUDICIAL

MISSION STATEMENT:

The Circuit Court Probation Department provides probation services to the judges of the Macomb County Circuit Court. Services provided include, but are not limited to, pre-sentence reports, sentence recommendations and ensuring compliance with the terms and conditions of probation imposed by the Court.

	Year Ended December 31,						
	Audited		Budgeted				
	2017 Actual	2018 Actual	2019 Amended	2020 Adopted 12/04/19	2020 Amended 12/19/19	2021 Forecasted	2022 Forecasted
Revenues:							
Charges for Services	\$ 972	\$ 2,349	\$ 1,000	\$ 1,000	\$ 1,000	\$ 1,000	\$ 1,000
Other Revenue	-	1,680	-	-	-	-	-
Total Revenues	972	4,029	1,000	1,000	1,000	1,000	1,000
Expenditures:							
Supplies & Services	40,870	33,811	35,700	36,200	36,200	36,200	36,200
Repairs & Maintenance	9,060	8,780	9,000	9,500	9,500	9,500	9,500
Internal Services	61,109	69,507	502,392	503,200	503,200	506,700	510,300
Unallocated Reduction	-	-	-	-	(5,500)	-	-
Total Expenditures	111,039	112,098	547,092	548,900	543,400	552,400	556,000
Revenues Over (Under) Expenditures	\$ (110,067)	\$ (108,069)	\$ (546,092)	\$ (547,900)	\$ (542,400)	\$ (551,400)	\$ (555,000)

MACOMB COUNTY, MICHIGAN
General Fund Detail by Category

DEPARTMENT	FUND	FUNCTION
153 - PROBATION - DISTRICT COURT	101 - GENERAL FUND	JUDICIAL

MISSION STATEMENT:

District Court Probation serves the District Courts within Macomb County to provide supervision of those placed on probation, the enforcement of compliance with the statutory terms of probation, and compliance with additional terms ordered by the courts, including, but not limited to the collection of court costs and restitutions. Effective 1/1/19 this department function has been split between Romeo and New Baltimore District Courts.

	Year Ended December 31,						
	Audited		Budgeted				
	2017 Actual	2018 Actual	2019 Amended	2020 Adopted 12/04/19	2020 Amended 12/19/19	2021 Forecasted	2022 Forecasted
Revenues:							
Charges for Services	\$ 380,991	\$ 362,811	\$ -	\$ -	\$ -	\$ -	\$ -
Reimbursements	3	-	-	-	-	-	-
Total Revenues	380,994	362,811	-	-	-	-	-
Expenditures:							
Personnel	462,282	442,848	-	-	-	-	-
Supplies & Services	12,767	13,603	-	-	-	-	-
Conferences & Training	1,392	25	-	-	-	-	-
Repairs & Maintenance	178	89	-	-	-	-	-
Internal Services	4,705	4,836	-	-	-	-	-
Total Expenditures	481,324	461,401	-	-	-	-	-
Revenues Over (Under) Expenditures	\$ (100,330)	\$ (98,590)	\$ -	\$ -	\$ -	\$ -	\$ -

POSITION TYPE

Managers & Supervisors	1.0	1.0	-	-	-	-	-
Professional Support	3.0	3.0	-	-	-	-	-
Clerical Staff	1.0	1.0	-	-	-	-	-
Total Position Count	5.0	5.0	-	-	-	-	-

MACOMB COUNTY, MICHIGAN
General Fund Detail by Category

DEPARTMENT	FUND	FUNCTION
229 - PROSECUTING ATTORNEY	101 - GENERAL FUND	JUDICIAL

MISSION STATEMENT:

To act as chief law enforcement officer in representing the county in all criminal matters before the Circuit, Probate, District or Municipal courts in which the State or County may be a direct litigant or party of interest.

	Year Ended December 31,						
	Audited		Budgeted				
	2017 Actual	2018 Actual	2019 Amended	2020 Adopted 12/04/19	2020 Amended 12/19/19	2021 Forecasted	2022 Forecasted
Revenues:							
Charges for Services	\$ -	\$ 65	\$ 200	\$ -	\$ -	\$ -	\$ -
Reimbursements	19,063	26,433	17,000	18,500	18,500	18,500	18,500
Other Revenue	54	25,679	-	-	-	-	-
Total Revenues	19,117	52,177	17,200	18,500	18,500	18,500	18,500
Expenditures:							
Personnel	9,513,531	9,860,207	10,266,398	10,648,300	10,648,300	10,877,500	11,088,100
Supplies & Services	326,255	314,407	346,858	347,300	347,300	347,300	347,300
Conferences & Training	250	743	2,242	1,500	1,500	1,500	1,500
Repairs & Maintenance	2,225	6,773	4,000	4,600	4,600	4,600	4,600
Vehicle Operations	2,496	2,852	3,300	3,000	3,000	3,000	3,000
Contract Services	-	600	-	-	-	-	-
Internal Services	120,040	135,760	1,814,284	1,819,300	1,819,300	1,825,100	1,830,900
Capital Outlay	1,089	-	-	-	-	-	-
Unallocated Reduction	-	-	-	(138,200)	(128,200)	-	-
Total Expenditures	9,965,886	10,321,342	12,437,082	12,685,800	12,695,800	13,059,000	13,275,400
Revenues Over (Under) Expenditures	(9,946,769)	(10,269,165)	(12,419,882)	(12,667,300)	(12,677,300)	(13,040,500)	(13,256,900)
Other Financing Sources (Uses):							
Transfers in - Other Funds	-	-	-	4,200	4,200	4,200	4,200
Total Other Financing Sources (Uses):	-	-	-	4,200	4,200	4,200	4,200
Revenues Over (Under) Expenditures	\$ (9,946,769)	\$(10,269,165)	\$(12,419,882)	\$(12,663,100)	\$(12,673,100)	\$(13,036,300)	\$(13,252,700)

MACOMB COUNTY, MICHIGAN
General Fund Detail by Category

DEPARTMENT	FUND	FUNCTION
229 - PROSECUTING ATTORNEY	101 - GENERAL FUND	JUDICIAL

MISSION STATEMENT:

To act as chief law enforcement officer in representing the county in all criminal matters before the Circuit, Probate, District or Municipal courts in which the State or County may be a direct litigant or party of interest.

POSITION TYPE	Year Ended December 31,						
	2017 Actual	2018 Actual	2019 Amended	2020 Adopted	2020 Amended	2021 Forecasted	2022 Forecasted
Administration:							
Managers & Supervisors	6.0	6.0	6.0	6.0	6.0	6.0	6.0
Professional Support	55.0	58.0	59.0	58.5	58.5	58.5	58.5
Clerical Staff	22.5	21.5	22.5	23.0	23.0	23.0	23.0
	83.5	85.5	87.5	87.5	87.5	87.5	87.5
DHS - Juvenile Abuse & Neglect:							
Professional Support	1.0	1.0	1.0	1.0	1.0	1.0	1.0
	1.0	1.0	1.0	1.0	1.0	1.0	1.0
Water Quality Unit:							
Professional Support	1.0	1.0	1.0	1.0	1.0	1.0	1.0
Clerical Staff	1.0	1.0	1.0	1.0	1.0	1.0	1.0
	2.0	2.0	2.0	2.0	2.0	2.0	2.0
Total Position Count	86.5	88.5	90.5	90.5	90.5	90.5	90.5
EXPENDITURES BY SERVICE							
Administration	\$ 9,610,868	\$ 9,964,027	\$ 12,075,870	\$ 12,320,900	\$ 12,330,900	\$ 12,687,200	\$ 12,896,400
DHS - Juvenile Abuse & Neglect	169,298	169,870	149,938	158,100	158,100	161,000	164,100
Water Quality Unit	185,720	187,445	211,274	206,800	206,800	210,800	214,900
Total	\$ 9,965,886	\$ 10,321,342	\$ 12,437,082	\$ 12,685,800	\$ 12,695,800	\$ 13,059,000	\$ 13,275,400

MACOMB COUNTY, MICHIGAN
General Fund Detail by Category

DEPARTMENT	FUND	FUNCTION
233 - PURCHASING	101 - GENERAL FUND	GENERAL GOVERNMENT

MISSION STATEMENT:

To provide Macomb County departments with goods and services from outside agencies, central stores, multigraph printing, interdepartmental mail services and records retention. Purchasing is dedicated to providing the highest level service to both County departments and the taxpayers through the most effective and efficient procurement processes and procedures for the acquisition of quality goods and services.

	Year Ended December 31,						
	Audited		Budgeted				
	2017 Actual	2018 Actual	2019 Amended	2020 Adopted 12/04/19	2020 Amended 12/19/19	2021 Forecasted	2022 Forecasted
Revenues:							
Charges for Services	\$ 97,433	\$ 97,596	\$ 95,000	\$ 95,000	\$ 95,000	\$ 95,000	\$ 95,000
Other Revenue	108,368	67,973	102,000	77,000	77,000	77,000	77,000
Total Revenues	205,801	165,569	197,000	172,000	172,000	172,000	172,000
Expenditures:							
Personnel	1,101,776	1,070,459	1,257,826	1,309,200	1,309,200	1,342,000	1,370,400
Supplies & Services	81,417	66,425	81,075	90,900	90,900	90,900	90,900
Conferences & Training	395	300	500	500	500	500	500
Repairs & Maintenance	43,740	43,352	55,000	53,000	53,000	53,000	53,000
Vehicle Operations	15,290	10,252	16,000	15,000	15,000	15,000	15,000
Internal Services	31,210	32,077	689,618	700,600	700,600	701,600	702,700
Capital Outlay	43,165	-	-	-	-	-	-
Unallocated Reduction	-	-	-	(27,200)	(21,700)	-	-
Total Expenditures	1,316,993	1,222,865	2,100,019	2,142,000	2,147,500	2,203,000	2,232,500
Revenues Over (Under) Expenditures	\$ (1,111,192)	\$ (1,057,296)	\$ (1,903,019)	\$ (1,970,000)	\$ (1,975,500)	\$ (2,031,000)	\$ (2,060,500)

MACOMB COUNTY, MICHIGAN
General Fund Detail by Category

DEPARTMENT	FUND	FUNCTION
233 - PURCHASING	101 - GENERAL FUND	GENERAL GOVERNMENT

MISSION STATEMENT:

To provide Macomb County departments with goods and services from outside agencies, central stores, multigraph printing, interdepartmental mail services and records retention. Purchasing is dedicated to providing the highest level service to both County departments and the taxpayers through the most effective and efficient procurement processes and procedures for the acquisition of quality goods and services.

POSITION TYPE	Year Ended December 31,						
	Audited		Budgeted				
	2017 Actual	2018 Actual	2019 Amended	2020 Adopted	2020 Amended	2021 Forecasted	2022 Forecasted
Administration:							
Managers & Supervisors	2.0	2.0	2.0	2.0	2.0	2.0	2.0
Professional Support	2.0	2.0	2.0	3.0	3.0	3.0	3.0
Clerical Staff	1.5	1.5	1.5	0.5	0.5	0.5	0.5
	5.5	5.5	5.5	5.5	5.5	5.5	5.5
Print Shop:							
Clerical Staff	2.0	2.0	2.0	2.0	2.0	2.0	2.0
	2.0	2.0	2.0	2.0	2.0	2.0	2.0
Micro-film:							
Managers & Supervisors	1.0	1.0	1.0	1.0	1.0	1.0	1.0
Clerical Staff	2.0	2.0	2.0	2.0	2.0	2.0	2.0
	3.0	3.0	3.0	3.0	3.0	3.0	3.0
Mail Services:							
Clerical Staff	3.0	4.0	4.0	4.0	4.0	4.0	4.0
	3.0	4.0	4.0	4.0	4.0	4.0	4.0
Central Stores:							
Professional Support	1.0	1.0	1.0	1.0	1.0	1.0	1.0
Clerical Staff	1.0	1.0	1.0	1.0	1.0	1.0	1.0
	2.0	2.0	2.0	2.0	2.0	2.0	2.0
Total Position Count	15.5	16.5	16.5	16.5	16.5	16.5	16.5
EXPENDITURES BY SERVICE							
Administration	\$ 472,042	\$ 429,279	\$ 1,177,356	\$ 1,172,200	\$ 1,177,700	\$ 1,213,900	\$ 1,226,500
Print Shop	287,045	236,697	249,322	264,700	264,700	267,800	270,900
Records Maintenance	218,482	215,302	225,860	238,200	238,200	243,400	248,000
Mail Services	173,305	179,329	255,168	270,200	270,200	277,800	283,500
Central Stores	166,119	162,258	192,313	196,700	196,700	200,100	203,600
Total	\$ 1,316,993	\$ 1,222,865	\$ 2,100,019	\$ 2,142,000	\$ 2,147,500	\$ 2,203,000	\$ 2,232,500

MACOMB COUNTY, MICHIGAN
General Fund Detail by Category

DEPARTMENT	FUND	FUNCTION
441 - PUBLIC WORKS	101 - GENERAL FUND	PUBLIC WORKS

MISSION STATEMENT:

To provide and cost effectively manage an extensive network of County storm drains, wastewater supply systems, and retention basins that promotes economic prosperity, ensures the quality of life for Macomb County residents, and protects the environment and waterways.

	Year Ended December 31,						
	Audited		Budgeted				
	2017 Actual	2018 Actual	2019 Amended	2020 Adopted 12/04/19	2020 Amended 12/19/19	2021 Forecasted	2022 Forecasted
Revenues:							
Licenses & Permits	\$ 83,050	\$ 84,650	\$ 62,000	\$ 75,000	\$ 75,000	\$ 75,000	\$ 75,000
Charges for Services	1,217,384	1,160,492	1,039,400	919,000	919,000	919,000	919,000
Reimbursements	1,938,615	2,400,313	2,733,109	2,932,300	2,932,300	3,077,800	3,146,800
Other Revenue	180	400	-	-	-	-	-
Total Revenues	<u>3,239,229</u>	<u>3,645,855</u>	<u>3,834,509</u>	<u>3,926,300</u>	<u>3,926,300</u>	<u>4,071,800</u>	<u>4,140,800</u>
Expenditures:							
Personnel	5,391,337	5,692,242	6,409,512	6,685,100	6,685,100	6,863,400	6,931,100
Supplies & Services	48,291	31,694	48,700	47,000	47,000	47,000	47,000
Conferences & Training	6,969	16,996	11,400	9,000	9,000	9,000	9,000
Repairs & Maintenance	7,255	8,525	8,900	11,000	11,000	11,000	11,000
Vehicle Operations	20,487	15,155	18,000	18,000	18,000	18,000	18,000
Internal Services	270,305	245,085	1,179,407	1,186,800	1,186,800	1,191,200	1,195,600
Capital Outlay	228	-	-	-	-	-	-
Unallocated Reduction	-	-	-	-	(79,600)	-	-
Total Expenditures	<u>5,744,872</u>	<u>6,009,697</u>	<u>7,675,919</u>	<u>7,956,900</u>	<u>7,877,300</u>	<u>8,139,600</u>	<u>8,211,700</u>
Revenues Over (Under) Expenditures	<u>(2,505,643)</u>	<u>(2,363,842)</u>	<u>(3,841,410)</u>	<u>(4,030,600)</u>	<u>(3,951,000)</u>	<u>(4,067,800)</u>	<u>(4,070,900)</u>
Other Financing Sources (Uses):							
Transfers out	(125,000)	-	-	-	-	-	-
Total Other Financing Sources (Uses):	<u>(125,000)</u>	<u>-</u>	<u>-</u>	<u>-</u>	<u>-</u>	<u>-</u>	<u>-</u>
Revenues Over (Under) Expenditures	<u>\$ (2,630,643)</u>	<u>\$ (2,363,842)</u>	<u>\$ (3,841,410)</u>	<u>\$ (4,030,600)</u>	<u>\$ (3,951,000)</u>	<u>\$ (4,067,800)</u>	<u>\$ (4,070,900)</u>

MACOMB COUNTY, MICHIGAN
General Fund Detail by Category

DEPARTMENT	FUND	FUNCTION
441 - PUBLIC WORKS	101 - GENERAL FUND	PUBLIC WORKS

MISSION STATEMENT:

To provide and cost effectively manage an extensive network of County storm drains, wastewater supply systems, and retention basins that promotes economic prosperity, ensures the quality of life for Macomb County residents, and protects the environment and waterways.

POSITION TYPE	Year Ended December 31,						
	Audited		Budgeted				
	2017 Actual	2018 Actual	2019 Amended	2020 Adopted	2020 Amended	2021 Forecasted	2022 Forecasted
Administration:							
Managers & Supervisors	6.0	6.0	5.0	5.0	5.0	5.0	5.0
Professional Support	26.5	27.5	28.5	28.5	28.5	28.5	28.5
Clerical Staff	5.0	6.0	6.0	6.0	6.0	6.0	6.0
	37.5	39.5	39.5	39.5	39.5	39.5	39.5
Pump Station:							
Managers & Supervisors	2.35	2.35	2.35	2.35	2.35	2.35	2.35
Professional Support	8.0	8.0	7.5	8.0	8.0	8.0	8.0
	10.35	10.35	9.85	10.35	10.35	10.35	10.35
Wastewater Services Division:							
Managers & Supervisors	6.65	6.65	6.65	6.65	6.65	6.65	6.65
Professional Support	7.5	8.0	8.5	9.0	9.0	9.0	9.0
	14.15	14.65	15.15	15.65	15.65	15.65	15.65
Total Position Count	62.0	64.5	64.5	65.5	65.5	65.5	65.5
EXPENDITURES BY SERVICE							
Administration	\$ 3,721,860	\$ 3,645,768	\$ 4,947,810	\$ 5,029,600	\$ 4,950,000	\$ 5,141,100	\$ 5,144,200
Pump Station	781,794	891,211	1,062,493	1,145,900	1,145,900	1,174,500	1,203,300
Wastewater Services Division	1,241,218	1,472,718	1,665,616	1,781,400	1,781,400	1,824,000	1,864,200
Total	\$ 5,744,872	\$ 6,009,697	\$ 7,675,919	\$ 7,956,900	\$ 7,877,300	\$ 8,139,600	\$ 8,211,700

MACOMB COUNTY, MICHIGAN
General Fund Detail by Category

DEPARTMENT	FUND	FUNCTION
236 - REGISTER OF DEEDS	101 - GENERAL FUND	GENERAL GOVERNMENT

MISSION STATEMENT:

To record and maintain, in an electronic format, all documents concerning real estate transactions with Macomb County, courtesy, efficiency and impartiality, including Uniform Commercial Code documents which pertain to financing of personal property within Macomb County.

	Year Ended December 31,						
	Audited		Budgeted				
	2017 Actual	2018 Actual	2019 Amended	2020 Adopted 12/04/19	2020 Amended 12/19/19	2021 Forecasted	2022 Forecasted
Revenues:							
Charges for Services	\$ 3,590,012	\$ 3,220,382	\$ 3,396,100	\$ 3,156,500	\$ 3,156,500	\$ 3,156,500	\$ 3,156,500
Other Revenue	3,273	2,678	-	-	-	-	-
Total Revenues	<u>3,593,285</u>	<u>3,223,060</u>	<u>3,396,100</u>	<u>3,156,500</u>	<u>3,156,500</u>	<u>3,156,500</u>	<u>3,156,500</u>
Expenditures:							
Personnel	1,568,094	1,513,020	1,794,453	1,909,000	1,909,000	1,957,400	2,011,400
Supplies & Services	125,431	90,911	113,500	108,500	108,500	108,500	108,500
Conferences & Training	1,439	230	1,000	1,000	1,000	1,000	1,000
Repairs & Maintenance	266	224	5,000	-	-	-	-
Internal Services	19,739	20,816	340,396	345,600	345,600	346,800	348,100
Unallocated Reduction	-	-	-	(64,700)	(23,600)	-	-
Total Expenditures	<u>1,714,969</u>	<u>1,625,201</u>	<u>2,254,349</u>	<u>2,299,400</u>	<u>2,340,500</u>	<u>2,413,700</u>	<u>2,469,000</u>
Revenues Over (Under) Expenditures	<u>\$ 1,878,316</u>	<u>\$ 1,597,859</u>	<u>\$ 1,141,751</u>	<u>\$ 857,100</u>	<u>\$ 816,000</u>	<u>\$ 742,800</u>	<u>\$ 687,500</u>

POSITION TYPE

Managers & Supervisors	3.0	3.0	3.0	3.0	3.0	3.0	3.0
Clerical Staff	<u>22.0</u>	<u>22.0</u>	<u>22.0</u>	<u>22.0</u>	<u>22.0</u>	<u>22.0</u>	<u>22.0</u>
Total Position Count	<u>25.0</u>	<u>25.0</u>	<u>25.0</u>	<u>25.0</u>	<u>25.0</u>	<u>25.0</u>	<u>25.0</u>

MACOMB COUNTY, MICHIGAN
General Fund Detail by Category

DEPARTMENT	FUND	FUNCTION
305 - SHERIFF	101 - GENERAL FUND	PUBLIC SAFETY

MISSION STATEMENT:

To act as chief law enforcement officer and charged with preservation of peace within Macomb County. "Determined to keep your trust. Working to keep you safe."

	Year Ended December 31,						
	Audited		Budgeted				
	2017 Actual	2018 Actual	2019 Amended	2020 Adopted 12/04/19	2020 Amended 12/19/19	2021 Forecasted	2022 Forecasted
Revenues:							
Intergovernmental	\$ 558,820	\$ 154,424	\$ 150,000	\$ 150,000	\$ 150,000	\$ 150,000	\$ 150,000
Charges for Services	17,548,053	18,860,471	19,817,470	21,164,200	21,164,200	21,164,200	21,164,200
Investment Income	335	52	-	-	-	-	-
Fines & Forfeitures	5,391	5,260	6,000	5,000	5,000	5,000	5,000
Reimbursements	2,763,068	2,080,946	1,963,000	2,152,400	2,152,400	2,152,400	2,152,400
Other Revenue	7,198	2,382	-	-	-	-	-
Total Revenues	20,882,865	21,103,535	21,936,470	23,471,600	23,471,600	23,471,600	23,471,600
Expenditures:							
Personnel	59,136,922	60,360,889	62,197,325	67,427,000	67,427,000	68,664,100	69,842,000
Supplies & Services	2,209,402	3,055,275	2,551,748	3,211,800	3,211,800	3,211,800	3,211,800
Conferences & Training	194,696	223,629	250,500	250,500	250,500	250,500	250,500
Repairs & Maintenance	434,839	365,897	409,715	510,100	510,100	520,100	530,100
Vehicle Operations	502,029	731,559	748,059	742,500	742,500	742,500	742,500
Contract Services	5,544,955	5,890,295	6,230,000	6,229,000	6,229,000	6,229,000	6,229,000
Internal Services	682,908	682,986	12,649,929	12,448,700	12,448,700	12,488,500	12,653,500
Capital Outlay	1,150,460	154,577	252,009	125,000	125,000	125,000	125,000
Unallocated Reduction	-	-	-	-	(454,700)	-	-
Total Expenditures	69,856,211	71,465,107	85,289,285	90,944,600	90,489,900	92,231,500	93,584,400
Revenues Over (Under) Expenditures	(48,973,346)	(50,361,572)	(63,352,815)	(67,473,000)	(67,018,300)	(68,759,900)	(70,112,800)
Other Financing Sources (Uses):							
Transfers in - Other Funds	-	-	40,000	-	-	-	-
Transfers out	(81,544)	(347)	(500)	-	-	-	-
Total Other Financing Sources (Uses):	(81,544)	(347)	39,500	-	-	-	-
Revenues Over (Under) Expenditures	\$(49,054,890)	\$(50,361,919)	\$(63,313,315)	\$(67,473,000)	\$(67,018,300)	\$(68,759,900)	\$(70,112,800)

MACOMB COUNTY, MICHIGAN
General Fund Detail by Category

DEPARTMENT	FUND	FUNCTION
305 - SHERIFF	101 - GENERAL FUND	PUBLIC SAFETY

MISSION STATEMENT:

To act as chief law enforcement officer and charged with preservation of peace within Macomb County. "Determined to keep your trust. Working to keep you safe."

POSITION TYPE	Year Ended December 31,						
	Audited		Budgeted				
	2017 Actual	2018 Actual	2019 Amended	2020 Adopted	2020 Amended	2021 Forecasted	2022 Forecasted
Administration:							
Managers & Supervisors	4.0	4.0	4.0	4.0	4.0	4.0	4.0
Professional Support	2.0	2.0	2.0	2.0	2.0	2.0	2.0
Clerical Staff	12.0	12.0	12.0	12.0	12.0	12.0	12.0
	18.0	18.0	18.0	18.0	18.0	18.0	18.0
Marine Division:							
Professional Support	4.0	4.0	4.0	4.0	4.0	4.0	4.0
	4.0	4.0	4.0	4.0	4.0	4.0	4.0
Jail:							
Managers & Supervisors	2.0	2.0	2.0	2.0	2.0	2.0	2.0
Professional Support	213.5	213.5	216.5	216.5	216.5	216.5	216.5
Clerical Staff	18.0	18.0	18.0	18.0	18.0	18.0	18.0
	233.5	233.5	236.5	236.5	236.5	236.5	236.5
Romeo Liason							
Professional Support	-	1.0	1.0	1.0	1.0	1.0	1.0
	-	1.0	1.0	1.0	1.0	1.0	1.0
Probate Court Security:							
Professional Support	1.0	1.0	1.0	1.0	1.0	1.0	1.0
	1.0	1.0	1.0	1.0	1.0	1.0	1.0
Roving Security:							
Professional Support	6.0	6.0	6.0	6.0	6.0	6.0	6.0
	6.0	6.0	6.0	6.0	6.0	6.0	6.0
42nd District Court Security:							
Professional Support	1.0	1.0	1.0	1.0	1.0	1.0	1.0
	1.0	1.0	1.0	1.0	1.0	1.0	1.0
Court Room Security:							
Professional Support	14.0	14.0	15.0	15.0	15.0	15.0	15.0
	14.0	14.0	15.0	15.0	15.0	15.0	15.0
PA/FOC Enforcement:							
Professional Support	5.0	6.0	6.0	6.0	6.0	6.0	6.0
	5.0	6.0	6.0	6.0	6.0	6.0	6.0
Dakota Liaison:							
Professional Support	1.0	2.0	2.0	2.0	2.0	2.0	2.0
	1.0	2.0	2.0	2.0	2.0	2.0	2.0

MACOMB COUNTY, MICHIGAN
General Fund Detail by Category

DEPARTMENT	FUND	FUNCTION
305 - SHERIFF	101 - GENERAL FUND	PUBLIC SAFETY

MISSION STATEMENT:

To act as chief law enforcement officer and charged with preservation of peace within Macomb County. "Determined to keep your trust. Working to keep you safe."

POSITION TYPE	Year Ended December 31,						
	Audited		Budgeted				
	2017 Actual	2018 Actual	2019 Amended	2020 Adopted	2020 Amended	2021 Forecasted	2022 Forecasted
Road Patrol:							
Managers & Supervisors	1.0	1.0	1.0	1.0	1.0	1.0	1.0
Professional Support	83.0	83.5	96.5	96.5	96.5	96.5	96.5
	84.0	84.5	97.5	97.5	97.5	97.5	97.5
Township Patrols:							
Professional Support	122.0	123.0	129.0	129.0	129.0	129.0	129.0
	122.0	123.0	129.0	129.0	129.0	129.0	129.0
Surveillance Team:							
Professional Support	6.0	7.0	7.0	7.0	7.0	7.0	7.0
	6.0	7.0	7.0	7.0	7.0	7.0	7.0
Detective Bureau:							
Managers & Supervisors	1.0	1.0	1.0	1.0	1.0	1.0	1.0
Professional Support	20.0	20.0	20.0	20.0	20.0	20.0	20.0
Clerical Staff	1.0	1.0	1.0	1.0	1.0	1.0	1.0
	22.0	22.0	22.0	22.0	22.0	22.0	22.0
K-9 Unit:							
Professional Support	2.0	2.0	2.0	2.0	2.0	2.0	2.0
	2.0	2.0	2.0	2.0	2.0	2.0	2.0
Internet Crimes:							
Professional Support	3.0	3.0	3.0	3.0	3.0	3.0	3.0
	3.0	3.0	3.0	3.0	3.0	3.0	3.0
Total Position Count	522.5	528.0	551.0	551.0	551.0	551.0	551.0

MACOMB COUNTY, MICHIGAN
General Fund Detail by Category

DEPARTMENT	FUND	FUNCTION
305 - SHERIFF	101 - GENERAL FUND	PUBLIC SAFETY

MISSION STATEMENT:

To act as chief law enforcement officer and charged with preservation of peace within Macomb County. "Determined to keep your trust. Working to keep you safe."

EXPENDITURES BY SERVICE	Year Ended December 31,						
	Audited		Budgeted				
	2017 Actual	2018 Actual	2019 Amended	2020 Adopted	2020 Amended	2021 Forecasted	2022 Forecasted
Operations	\$ 2,994,223	\$ 2,057,804	\$ 3,416,986	\$ 3,393,200	\$ 2,938,500	\$ 3,416,300	\$ 3,440,000
Court Building Safety	1,146,776	1,032,135	1,067,587	1,087,900	1,087,900	1,109,500	1,131,600
Administration	1,504,730	1,526,655	3,901,083	3,978,800	3,978,800	4,020,100	4,059,400
Marine Division	683,631	769,230	639,013	675,900	675,900	685,400	695,500
Jail	32,712,500	34,117,087	42,239,905	44,975,700	44,975,700	45,464,900	46,082,900
Romeo Liason	-	32,110	100,633	105,200	105,200	107,400	109,600
Probate Court Security	149,977	137,033	122,409	132,300	132,300	134,500	136,700
Roving Security	784,548	756,141	789,648	844,000	844,000	857,800	872,000
42nd Court Security	158,113	136,440	122,211	129,300	129,300	131,500	133,700
Court Room Security	1,610,460	1,629,374	1,702,401	1,820,000	1,820,000	1,854,200	1,887,100
FOC Enforcement	528,555	563,778	648,329	685,600	685,600	698,300	711,500
Dakota Liaison	125,996	157,228	219,060	224,700	224,700	229,000	233,300
Road Patrol	9,420,691	9,958,135	11,765,703	12,374,300	12,374,300	12,646,500	12,867,800
Lenox Township Patrol	577,061	564,871	537,589	578,900	578,900	587,300	596,100
Harrison Township Patrol	1,427,702	1,461,351	1,451,680	1,851,300	1,851,300	1,889,500	1,922,300
Washington Township Patrol	1,827,691	1,796,286	1,871,015	2,021,400	2,021,400	2,053,200	2,085,900
Macomb Township Patrol	3,598,413	4,006,852	3,919,637	4,470,300	4,470,300	4,549,900	4,625,100
Surveillance Team	764,193	876,117	860,572	931,100	931,100	946,400	962,100
Detective Bureau	2,880,679	2,788,163	2,852,479	3,051,400	3,051,400	3,101,400	3,152,700
K-9 Unit	252,797	286,575	282,056	306,700	306,700	311,000	315,400
Internet Crime Unit	402,969	369,647	364,019	389,900	389,900	396,400	402,900
Mt. Clemens Dispatch	425,099	405,901	415,309	444,700	444,700	451,900	459,500
Mt. Clemens Patrol	1,949,802	2,094,294	2,024,355	2,187,800	2,187,800	2,228,800	2,266,500
Contract Patrol Supervisors	505,411	520,319	537,097	569,900	569,900	580,300	590,700
Village of New Haven Patrol	493,284	515,138	467,039	508,400	508,400	517,000	525,700
Clinton Township Dispatch	1,356,240	1,322,523	1,283,951	1,390,400	1,390,400	1,414,500	1,439,300
Sterling Heights Dispatch	1,656,214	1,584,267	1,688,019	1,815,500	1,815,500	1,848,500	1,879,100
Total	\$ 69,937,755	\$ 71,465,454	\$ 85,289,785	\$ 90,944,600	\$ 90,489,900	\$ 92,231,500	\$ 93,584,400

MACOMB COUNTY, MICHIGAN
General Fund Detail by Category

DEPARTMENT	FUND	FUNCTION
253 - TREASURER'S OFFICE	101 - GENERAL FUND	GENERAL GOVERNMENT

MISSION STATEMENT:

To act as the custodian of all County funds, which includes investing said funds in order to maximize the rate of return while minimizing risk. To collect delinquent taxes on behalf of local communities, manage our tax reversion process, and maintain the health of the tax revolving fund, while assisting residents with saving their homes from the tax foreclosure process.

	Year Ended December 31,						
	Audited		Budgeted				
	2017 Actual	2018 Actual	2019 Amended	2020 Adopted 12/04/19	2020 Amended 12/19/19	2021 Forecasted	2022 Forecasted
Revenues:							
Licenses & Permits	\$ 450	\$ 500	\$ 1,000	\$ 500	\$ 500	\$ 500	\$ 500
Charges for Services	134,254	137,278	91,500	128,000	128,000	128,000	128,000
Fines & Forfeitures	703	-	-	-	-	-	-
Reimbursements	15	-	-	-	-	-	-
Total Revenues	135,422	137,778	92,500	128,500	128,500	128,500	128,500
Expenditures:							
Personnel	2,043,965	2,083,085	2,178,246	2,261,300	2,261,300	2,326,800	2,391,400
Supplies & Services	71,711	64,601	96,250	100,300	100,300	100,300	100,300
Conferences & Training	6,297	3,736	16,500	16,000	16,000	16,000	16,000
Repairs & Maintenance	2,201	2,004	4,195	3,500	3,500	3,500	3,500
Vehicle Operations	358	-	1,805	-	-	-	-
Internal Services	34,369	36,449	574,445	576,000	576,000	577,600	579,400
Capital Outlay	14,059	-	-	25,000	25,000	-	-
Unallocated Reduction	-	-	-	(28,300)	(29,800)	-	-
Total Expenditures	2,172,960	2,189,875	2,871,441	2,953,800	2,952,300	3,024,200	3,090,600
Revenues Over (Under) Expenditures	\$(2,037,538)	\$(2,052,097)	\$(2,778,941)	\$(2,825,300)	\$(2,823,800)	\$(2,895,700)	\$(2,962,100)

POSITION TYPE

Managers & Supervisors	2.0	2.0	4.0	4.0	4.0	4.0	4.0
Professional Support	9.0	9.0	7.0	7.0	7.0	7.0	7.0
Clerical Staff	17.0	17.0	17.0	17.0	17.0	17.0	17.0
Total Position Count	28.0	28.0	28.0	28.0	28.0	28.0	28.0

MACOMB COUNTY, MICHIGAN
General Fund Detail by Category

DEPARTMENT			FUND			FUNCTION		
932 - NON - DEPARTMENTAL			101 - GENERAL FUND			GENERAL GOVERNMENT		
Year Ended December 31,								
Audited			Budgeted					
	2017 Actual	2018 Actual	2019 Amended	2020 Adopted 12/04/19	2020 Amended 12/19/19	2021 Forecasted	2022 Forecasted	
Revenues:								
Property Taxes	\$118,423,150	\$120,887,270	\$126,673,194	\$131,094,600	\$131,094,600	\$133,709,400	\$134,993,000	
Licenses & Permits	71,370	76,359	70,000	70,000	70,000	70,000	70,000	
Intergovernmental	29,903,709	27,253,517	30,641,091	28,019,600	28,019,600	27,249,800	27,482,300	
Charges for Services	4,468,553	5,821,229	4,884,381	6,154,500	6,154,500	5,358,900	4,682,500	
Investment Income	775,119	1,452,330	1,389,355	1,699,500	1,699,500	1,274,600	956,000	
Indirect Cost Allocation	14,009,538	13,651,070	44,260,559	47,551,600	47,551,600	47,551,600	47,551,600	
Other Revenue	21,253	101,415	-	-	-	-	-	
Total Revenues	<u>167,672,692</u>	<u>169,243,190</u>	<u>207,918,580</u>	<u>214,589,800</u>	<u>214,589,800</u>	<u>215,214,300</u>	<u>215,735,400</u>	
Expenditures:								
Personnel **	-	-	(3,679,365)	(3,532,400)	(3,532,400)	(3,532,400)	(3,532,400)	
Supplies & Services	1,235,384	1,245,946	1,333,500	1,453,500	1,453,500	1,459,500	1,465,500	
Capital Outlay	597,047	846,366	8,286,515	6,458,000	6,458,000	12,419,300	10,935,000	
Total Expenditures	<u>1,832,431</u>	<u>2,092,312</u>	<u>5,940,650</u>	<u>4,379,100</u>	<u>4,379,100</u>	<u>10,346,400</u>	<u>8,868,100</u>	
Revenues Over (Under) Expenditures	<u>165,840,261</u>	<u>167,150,878</u>	<u>201,977,930</u>	<u>210,210,700</u>	<u>210,210,700</u>	<u>204,867,900</u>	<u>206,867,300</u>	
Other Financing Sources (Uses):								
Transfers in - Other Funds (see page C-69)	8,000,000	13,374,607	8,565,000	8,170,000	8,170,000	8,000,000	8,000,000	
Transfers out (see page C-69)	(56,204,050)	(46,536,959)	(47,198,023)	(41,870,200)	(41,870,200)	(42,240,200)	(42,643,300)	
Total Other Financing Sources (Uses):	<u>(48,204,050)</u>	<u>(33,162,352)</u>	<u>(38,633,023)</u>	<u>(33,700,200)</u>	<u>(33,700,200)</u>	<u>(34,240,200)</u>	<u>(34,643,300)</u>	
Revenues Over (Under) Expenditures	<u>\$117,636,211</u>	<u>\$133,988,526</u>	<u>\$163,344,907</u>	<u>\$176,510,500</u>	<u>\$176,510,500</u>	<u>\$170,627,700</u>	<u>\$172,224,000</u>	

** - These amounts represent a 3.0% personnel turnover factor as well as fringe benefit savings realized as a result of PA 152 of 2011, which established ceilings on the amount of employee health care premiums paid by public sector employers.

MACOMB COUNTY, MICHIGAN
General Fund Detail by Category

DEPARTMENT	FUND					FUNCTION	
930 - OPERATING TRANSFERS	101 - GENERAL FUND					GENERAL GOVERNMENT	
	Year Ended December 31,						
	Audited		Budgeted				
	2017 Actual	2018 Actual	2019 Amended	2020 Adopted 12/04/19	2020 Amended 12/19/19	2021 Forecasted	2022 Forecasted
Operating Transfers In:							
Delinquent Real Property Tax Revolving Fund	\$ 8,000,000	\$ 8,000,000	\$ 8,000,000	\$ 8,000,000	\$ 8,000,000	\$ 8,000,000	\$ 8,000,000
Other Funds	-	5,374,607	565,000	170,000	170,000	-	-
Total Revenues	<u>8,000,000</u>	<u>13,374,607</u>	<u>8,565,000</u>	<u>8,170,000</u>	<u>8,170,000</u>	<u>8,000,000</u>	<u>8,000,000</u>
Operating Transfers Out:							
Circuit Court Grants	77,975	79,253	99,000	108,400	108,400	108,400	108,400
Capital Improvement Fund	19,740,495	9,442,282	6,492,785	-	-	-	-
Child Care Fund	9,666,767	9,563,526	10,357,554	11,745,900	11,745,900	11,896,100	12,044,800
Community Corrections	493,737	448,000	525,424	549,300	549,300	563,800	575,000
Community Mental Health	4,036,865	3,959,344	3,853,481	3,752,000	3,752,000	3,753,700	3,757,500
Community Action	3,868,089	4,021,111	4,092,713	4,054,200	4,054,200	4,126,700	4,142,600
Debt Service Fund	9,048,703	9,031,690	9,109,893	8,443,500	8,443,500	8,292,300	8,174,200
Emergency Mgmt Grants	-	-	52,810	-	-	-	-
Friend of the Court	2,360,562	2,312,152	3,039,672	3,662,400	3,662,400	3,787,400	3,918,100
General Liability	552,699	-	-	-	-	-	-
Health Grant Fund	1,620,247	1,847,802	2,255,535	2,339,200	2,339,200	2,473,000	2,663,900
MIDC Fund	-	-	2,747,750	2,582,900	2,582,900	2,582,900	2,582,900
Park Fund	-	11,330	86,000	86,000	86,000	86,000	86,000
Prosecuting Attorney Grants	954,647	762,292	815,680	829,700	829,700	842,500	854,300
Sheriff Grants	430,634	349,086	418,162	410,700	410,700	417,700	422,300
Substance Abuse - Liquor Tax	3,106,334	3,140,916	3,109,622	3,163,800	3,163,800	3,163,800	3,163,800
Substance Abuse - Operations	159,822	128,621	141,942	142,200	142,200	145,900	149,500
Other Programs	86,474	1,439,554	-	-	-	-	-
Total Expenditures	<u>56,204,050</u>	<u>46,536,959</u>	<u>47,198,023</u>	<u>41,870,200</u>	<u>41,870,200</u>	<u>42,240,200</u>	<u>42,643,300</u>
Revenues Over (Under) Expenditures	<u><u>\$(48,204,050)</u></u>	<u><u>\$(33,162,352)</u></u>	<u><u>\$(38,633,023)</u></u>	<u><u>\$(33,700,200)</u></u>	<u><u>\$(33,700,200)</u></u>	<u><u>\$(34,240,200)</u></u>	<u><u>\$(34,643,300)</u></u>

MACOMB COUNTY, MICHIGAN
General Fund Detail by Category

DEPARTMENT	FUND					FUNCTION	
931 - APPROPRIATIONS	101 - GENERAL FUND					GENERAL GOVERNMENT	
	Year Ended December 31,						
	Audited		Budgeted				
	2017 Actual	2018 Actual	2019 Amended	2020 Adopted 12/04/19	2020 Amended 12/19/19	2021 Forecasted	2022 Forecasted
Appropriations - Outside Agencies/Associations							
8 Mile Boulevard Association	\$ 4,500	\$ 4,500	\$ 5,000	\$ 5,000	\$ 5,000	\$ 5,000	\$ 5,000
Area Agency on Aging	55,000	44,137	59,000	60,000	60,000	61,000	62,000
Area Wide Quality Control	18,300	18,300	20,000	20,000	20,000	20,000	20,000
Automation Alley	27,664	7,336	20,000	20,000	20,000	20,000	20,000
CARE House	25,000	25,000	25,000	25,000	25,000	25,000	25,000
Clinton River Watershed Council	7,500	7,500	7,500	7,500	7,500	7,500	7,500
Detroit Regional Chamber	40,500	124,000	81,000	45,000	45,000	45,000	45,000
Detroit Regional Partnership	-	-	-	70,000	70,000	70,000	70,000
Literacy Program	32,800	32,800	-	-	-	-	-
Library for the Blind	109,058	113,188	110,000	110,000	110,000	110,000	110,000
Michigan Association of Counties	40,729	40,715	50,000	42,000	42,000	44,000	46,000
National Association of Counties	16,820	16,820	18,000	18,000	18,000	18,000	18,000
OneMacomb	21,761	17,107	30,000	30,000	30,000	30,000	30,000
Police Training Center	6,675	13,450	25,000	25,000	25,000	25,000	25,000
St. Clair/Sanilac Conservation District	5,036	-	25,000	25,000	25,000	25,000	25,000
SEMCOG	198,892	208,468	225,000	225,000	225,000	225,000	225,000
Stream Gauge	79,684	59,763	86,000	86,000	86,000	86,000	86,000
Turning Point - SANE	30,000	30,000	30,000	30,000	30,000	30,000	30,000
	<u>719,919</u>	<u>763,084</u>	<u>816,500</u>	<u>843,500</u>	<u>843,500</u>	<u>846,500</u>	<u>849,500</u>
Appropriations - Other							
Annual Audit	97,645	150,600	149,000	152,000	152,000	155,000	158,000
County at Large Drains	-	117,603	200,000	290,000	290,000	290,000	290,000
Shared Service Facilitation	274	-	-	-	-	-	-
Professional Development Initiative	118,328	143,361	150,000	150,000	150,000	150,000	150,000
Classification and Compensation System	324,310	-	-	-	-	-	-
Short Term Tax Bond	14,001	9,716	-	-	-	-	-
Indirect Cost Plan	16,750	16,750	18,000	18,000	18,000	18,000	18,000
County Bicentennial	-	44,832	-	-	-	-	-
State Forensic Evaluation Center	(55,843)	-	-	-	-	-	-
	<u>515,465</u>	<u>482,862</u>	<u>517,000</u>	<u>610,000</u>	<u>610,000</u>	<u>613,000</u>	<u>616,000</u>
Total Expenditures	<u>\$ 1,235,384</u>	<u>\$ 1,245,946</u>	<u>\$ 1,333,500</u>	<u>\$ 1,453,500</u>	<u>\$ 1,453,500</u>	<u>\$ 1,459,500</u>	<u>\$ 1,465,500</u>

MACOMB COUNTY, MICHIGAN
Special Revenue Fund Detail by Category

DEPARTMENT	FUND	FUNCTION
306 - COMMUNITY CORRECTIONS	337 - COMMUNITY CORRECTIONS GRANTS	PUBLIC SAFETY

MISSION STATEMENT:

To provide effective, local, community-based alternatives to incarceration that promote public safety, hold offenders accountable, and improve their ability to live lawfully and productively in the community.

	Year Ended December 31,						
	Audited		Budgeted				
	2017 Actual	2018 Actual	2019 Amended	2020 Adopted 12/04/19	2020 Amended 12/19/19	2021 Forecasted	2022 Forecasted
Revenues:							
Intergovernmental	\$ 172,626	\$ 22,877	\$ 24,908	\$ -	\$ -	\$ -	\$ -
Charges for Services	-	-	18,000	-	-	-	-
Total Revenues	172,626	22,877	42,908	-	-	-	-
Expenditures:							
Personnel	99,409	121,519	193,572	192,600	192,600	204,700	213,500
Supplies & Services	156,001	13,783	-	-	-	-	-
Conferences & Training	1,714	480	-	-	-	-	-
Contract Services	1,811	9,966	24,908	-	-	-	-
Internal Services	428	913	1,590	6,800	6,800	6,900	7,000
Capital Outlay	59,007	-	-	-	-	-	-
Total Expenditures	318,370	146,661	220,070	199,400	199,400	211,600	220,500
Revenues Over (Under) Expenditures	(145,744)	(123,784)	(177,162)	(199,400)	(199,400)	(211,600)	(220,500)
Other Financing Sources (Uses):							
Transfers in - General Fund	143,932	122,432	177,162	199,400	199,400	211,600	220,500
Total Other Financing Sources (Uses):	143,932	122,432	177,162	199,400	199,400	211,600	220,500
Net Increase (Decrease) in Fund Balance	(1,812)	(1,352)	-	-	-	-	-
Fund Balance, Beginning of Year	7,563	5,751	4,399	4,399	4,399	4,399	4,399
Fund Balance, End of Year	\$ 5,751	\$ 4,399	\$ 4,399	\$ 4,399	\$ 4,399	\$ 4,399	\$ 4,399

MACOMB COUNTY, MICHIGAN
Special Revenue Fund Detail by Category

DEPARTMENT	FUND	FUNCTION
306 - COMMUNITY CORRECTIONS	337 - COMMUNITY CORRECTIONS GRANTS	PUBLIC SAFETY

MISSION STATEMENT:

To provide effective, local, community-based alternatives to incarceration that promote public safety, hold offenders accountable, and improve their ability to live lawfully and productively in the community.

POSITION TYPE	Year Ended December 31,						
	Audited		Budgeted				
	2017 Actual	2018 Actual	2019 Amended	2020 Adopted	2020 Amended	2021 Forecasted	2022 Forecasted
Professional Support	1.5	1.5	2.5	2.5	2.5	2.5	2.5
Total Position Count	1.5	1.5	2.5	2.5	2.5	2.5	2.5
EXPENDITURES BY SERVICE							
MARCH Program	\$ 1,811	\$ 1,352	\$ -	\$ -	\$ -	\$ -	\$ -
Tether Program	143,933	122,432	177,162	199,400	199,400	211,600	220,500
OUIL Assessments	-	-	18,000	-	-	-	-
JAG OJP 12-16	45,245	-	-	-	-	-	-
JAG OJP 13-17	74,539	-	-	-	-	-	-
JAG OJP 14-18	52,842	22,877	-	-	-	-	-
JAG OJP 16-19	-	-	12,988	-	-	-	-
JAG OJP 17-20	-	-	11,920	-	-	-	-
Total	\$ 318,370	\$ 146,661	\$ 220,070	\$ 199,400	\$ 199,400	\$ 211,600	\$ 220,500

MACOMB COUNTY, MICHIGAN
Special Revenue Fund Detail by Category

DEPARTMENT	FUND	FUNCTION
891 - MACOMB COMMUNITY ACTION	344 - COMMUNITY SERVICES	HEALTH & WELFARE

MISSION STATEMENT:

Provide persistent action to reduce poverty and promote independence.

	Year Ended December 31,						
	Audited		Budgeted				
	2017 Actual	2018 Actual	2019 Amended	2020 Adopted 12/04/19	2020 Amended 12/19/19	2021 Forecasted	2022 Forecasted
Revenues:							
Intergovernmental	\$ 3,698,112	\$ 2,936,294	\$ 8,870,740	\$ 8,665,500	\$ 8,665,500	\$ 8,685,800	\$ 8,685,800
Charges for Services	63,180	382,052	-	-	-	-	-
Reimbursements	23,736	160,423	-	204,000	204,000	204,000	204,000
Other Revenue	31,711	307,260	380,000	665,000	665,000	665,000	665,000
Total Revenues	3,816,739	3,786,029	9,250,740	9,534,500	9,534,500	9,554,800	9,554,800
Expenditures:							
Personnel	572,932	585,171	1,326,120	1,304,600	1,304,600	1,324,600	1,324,500
Supplies & Services	2,527,119	2,190,384	7,938,858	8,255,700	8,255,700	8,255,700	8,255,700
Conferences & Training	7,423	7,312	20,000	20,000	20,000	20,000	20,000
Repairs & Maintenance	1,440	415	9,359	12,000	12,000	12,000	12,000
Vehicle Operations	1,299	1,740	2,500	4,000	4,000	4,000	4,000
Contract Services	263	13,300	178,050	175,900	175,900	175,900	175,900
Internal Services	12,428	11,759	19,738	9,900	9,900	10,200	10,300
Capital Outlay	5,164	1,759	12,830	-	-	-	-
Total Expenditures	3,128,068	2,811,840	9,507,455	9,782,100	9,782,100	9,802,400	9,802,400
Revenues Over (Under) Expenditures	688,671	974,189	(256,715)	(247,600)	(247,600)	(247,600)	(247,600)
Other Financing Sources (Uses):							
Transfers in - General Fund	5,534	-	-	-	-	-	-
Transfers out	(40,538)	(34,130)	(67,585)	-	-	-	-
Total Other Financing Sources (Uses):	(35,004)	(34,130)	(67,585)	-	-	-	-
Net Increase (Decrease) in Fund Balance	653,667	940,059	(324,300)	(247,600)	(247,600)	(247,600)	(247,600)
Fund Balance, Beginning of Year	6,125,429	6,779,096	7,719,155	7,394,855	7,394,855	7,147,255	6,899,655
Fund Balance, End of Year	\$ 6,779,096	\$ 7,719,155	\$ 7,394,855	\$ 7,147,255	\$ 7,147,255	\$ 6,899,655	\$ 6,652,055

MACOMB COUNTY, MICHIGAN
Special Revenue Fund Detail by Category

DEPARTMENT	FUND	FUNCTION
891 - MACOMB COMMUNITY ACTION	344 - COMMUNITY SERVICES	HEALTH & WELFARE

MISSION STATEMENT:

Provide persistent action to reduce poverty and promote independence.

POSITION TYPE	Year Ended December 31,						
	Audited		Budgeted				
	2017 Actual	2018 Actual	2019 Amended	2020 Adopted	2020 Amended	2021 Forecasted	2022 Forecasted
MI Enrolls:							
Clerical Staff	1.5	1.5	-	-	-	-	-
	1.5	1.5	-	-	-	-	-
Community Development:							
Managers & Supervisors	1.0	1.0	1.0	1.0	1.0	1.0	1.0
Professional Support	3.0	4.0	4.0	4.0	4.0	4.0	4.0
	4.0	5.0	5.0	5.0	5.0	5.0	5.0
Total Position Count	<u>5.5</u>	<u>6.5</u>	<u>5.0</u>	<u>5.0</u>	<u>5.0</u>	<u>5.0</u>	<u>5.0</u>
EXPENDITURES BY SERVICE							
Access Centers	\$ 23,998	\$ 22,292	\$ 22,150	\$ 23,000	\$ 23,000	\$ 23,000	\$ 23,000
Community Development	2,807,621	2,681,907	9,226,130	9,619,100	9,619,100	9,639,400	9,639,400
Home Loan Rehab A/R	-	-	50,000	-	-	-	-
FEMA-Emergency Food & Shelter	259,539	98,130	72,203	120,000	120,000	120,000	120,000
FEMA Additional	-	1,654	116,972	-	-	-	-
IDA	8,531	-	20,000	20,000	20,000	20,000	20,000
Michigan Enrolls	68,917	41,987	67,585	-	-	-	-
Total	<u>\$ 3,168,606</u>	<u>\$ 2,845,970</u>	<u>\$ 9,575,040</u>	<u>\$ 9,782,100</u>	<u>\$ 9,782,100</u>	<u>\$ 9,802,400</u>	<u>\$ 9,802,400</u>

MACOMB COUNTY, MICHIGAN
Special Revenue Fund Detail by Category

DEPARTMENT	FUND	FUNCTION
601 - HEALTH DEPARTMENT	220 - HEALTH GRANTS FUND	HEALTH & WELFARE

MISSION STATEMENT:

In partnership with the communities we serve, our mission is to protect and promote the health and well-being of all those who live, work and play in Macomb County.

	Year Ended December 31,						
	Audited		Budgeted				
	2017 Actual	2018 Actual	2019 Amended	2020 Adopted 12/04/19	2020 Amended 12/19/19	2021 Forecasted	2022 Forecasted
Revenues:							
Licenses & Permits	\$ -	\$ 2,964	\$ -	\$ -	\$ -	\$ -	\$ -
Intergovernmental	4,220	37,185	12,325	17,600	17,600	-	-
Charges for Services	39,836	15,298	12,876	-	-	-	-
Other Revenue	5,116	-	-	-	-	-	-
Total Revenues	49,172	55,447	25,201	17,600	17,600	-	-
Expenditures:							
Personnel	6,131	-	-	2,700	2,700	-	-
Supplies & Services	21,394	47,376	33,645	35,000	35,000	17,600	17,600
Conferences & Training	-	163	3,928	2,200	2,200	-	-
Repairs & Maintenance	4,345	-	-	-	-	-	-
Contract Services	5,305	14,248	23,376	-	-	-	-
Internal Services	-	-	-	400	400	-	-
Capital Outlay	3,869	649	3,354	20,800	20,800	20,000	20,000
Total Expenditures	41,044	62,436	64,303	61,100	61,100	37,600	37,600
Revenues Over (Under) Expenditures	8,128	(6,989)	(39,102)	(43,500)	(43,500)	(37,600)	(37,600)
Net Increase (Decrease) in Fund Balance	8,128	(6,989)	(39,102)	(43,500)	(43,500)	(37,600)	(37,600)
Fund Balance, Beginning of Year	486,158	494,286	487,297	448,195	448,195	404,695	367,095
Fund Balance, End of Year	\$ 494,286	\$ 487,297	\$ 448,195	\$ 404,695	\$ 404,695	\$ 367,095	\$ 329,495

MACOMB COUNTY, MICHIGAN
Special Revenue Fund Detail by Category

DEPARTMENT	FUND	FUNCTION
601 - HEALTH DEPARTMENT	220 - HEALTH GRANTS FUND	HEALTH & WELFARE

MISSION STATEMENT:

In partnership with the communities we serve, our mission is to protect and promote the health and well-being of all those who live, work and play in Macomb County.

	Year Ended December 31,						
	Audited		Budgeted				
	2017 Actual	2018 Actual	2019 Amended	2020 Adopted	2020 Amended	2021 Forecasted	2022 Forecasted
EXPENDITURES BY SERVICE							
DEQ Support #4 Drinking Water	\$ 274	\$ -	\$ -	\$ -	\$ -	\$ -	\$ -
DEQ Pharmacy Outreach Collection	2,578	33,094	-	-	-	-	-
Breast/Cervical Cancer Screening	-	3,333	25,000	37,600	37,600	37,600	37,600
Climate Change Award	30,000	-	-	-	-	-	-
Oral Health Coalition	-	1,687	634	-	-	-	-
NAACHO Challenge Award	605	1,157	10,869	5,900	5,900	-	-
Healthy Kitchen Cook	4,345	649	2,599	-	-	-	-
Inland Beach Monitoring	2,020	3,180	5,200	12,600	12,600	-	-
qPCR Sampling	-	4,875	7,125	5,000	5,000	-	-
Pet Smart Charities	-	14,124	10,876	-	-	-	-
Animal Control - Act 287	1,222	337	2,000	-	-	-	-
Total	\$ 41,044	\$ 62,436	\$ 64,303	\$ 61,100	\$ 61,100	\$ 37,600	\$ 37,600

MACOMB COUNTY, MICHIGAN
Special Revenue Fund Detail by Category

DEPARTMENT	FUND	FUNCTION
380 - EMERGENCY MANAGEMENT	350 - EMERGENCY MANAGEMENT GRANT FUND	PUBLIC SAFETY

MISSION STATEMENT:

To support and enhance county preparedness, mitigation, response, and recovery capabilities by facilitating and coordinating activities and resources for our first responders and citizens in order to provide a safe and secure community. Also to coordinate, implement and maintain 2-way governmental radio systems & other electronic equipment to enhance communication capabilities.

	Year Ended December 31,						
	Audited			Budgeted			
	2017 Actual	2018 Actual	2019 Amended	2020 Adopted 12/04/19	2020 Amended 12/19/19	2021 Forecasted	2022 Forecasted
Revenues:							
Intergovernmental	\$ 3,811,834	\$ 4,445,371	\$ 10,938,841	\$ 6,033,000	\$ 6,033,000	\$ 1,801,600	\$ -
Charges for Services	5,346	51,591	-	-	-	-	-
Reimbursements	-	-	52,810	-	-	-	-
Total Revenues	3,817,180	4,496,962	10,991,651	6,033,000	6,033,000	1,801,600	-
Expenditures:							
Personnel	315,146	283,203	826,798	164,000	164,000	-	-
Supplies & Services	3,702,484	3,147,474	9,130,812	5,289,000	5,289,000	1,606,600	-
Conferences & Training	54,010	34,919	76,500	8,000	8,000	2,000	-
Repairs & Maintenance	11,571	2,958	1,800	3,500	3,500	-	-
Vehicle Operations	6,829	5,037	19,152	13,000	13,000	3,000	-
Contract Services	241,171	209,932	545,530	337,000	337,000	140,000	-
Internal Services	5,321	3,768	8,800	3,500	3,500	-	-
Capital Outlay	124,961	210,589	518,674	215,000	215,000	50,000	-
Total Expenditures	4,461,493	3,897,880	11,128,066	6,033,000	6,033,000	1,801,600	-
Revenues Over (Under) Expenditures	(644,313)	599,082	(136,415)	-	-	-	-
Other Financing Sources (Uses):							
Transfers in - General Fund	5,534	-	52,810	-	-	-	-
Total Other Financing Sources (Uses):	5,534	-	52,810	-	-	-	-
Net Increase (Decrease) in Fund Balance	(638,779)	599,082	(83,605)	-	-	-	-
Fund Balance, Beginning of Year	(625,068)	(1,263,847)	(664,765)	(748,370)	(748,370)	(748,370)	(748,370)
Fund Balance, End of Year	\$ (1,263,847)	\$ (664,765)	\$ (748,370)	\$ (748,370)	\$ (748,370)	\$ (748,370)	\$ (748,370)

MACOMB COUNTY, MICHIGAN
Special Revenue Fund Detail by Category

DEPARTMENT	FUND	FUNCTION
380 - EMERGENCY MANAGEMENT	350 - EMERGENCY MANAGEMENT GRANT FUND	PUBLIC SAFETY

MISSION STATEMENT:

To support and enhance county preparedness, mitigation, response, and recovery capabilities by facilitating and coordinating activities and resources for our first responders and citizens in order to provide a safe and secure community. Also to coordinate, implement and maintain 2-way governmental radio systems & other electronic equipment to enhance communication capabilities.

POSITION TYPE	Year Ended December 31,						
	Audited		Budgeted				
	2017 Actual	2018 Actual	2019 Amended	2020 Adopted	2020 Amended	2021 Forecasted	2022 Forecasted
Emergency Management: Professional Support	7.0	7.0	10.0	10.0	10.0	10.0	10.0
	<u>7.0</u>	<u>7.0</u>	<u>10.0</u>	<u>10.0</u>	<u>10.0</u>	<u>10.0</u>	<u>10.0</u>

EXPENDITURES BY SERVICE

Fiduciary - UASI 11 Homeland Security	\$ 10,880	\$ -	\$ -	\$ -	\$ -	\$ -	\$ -
Fiduciary - St Homeland Security 12/14	278	-	-	-	-	-	-
Fiduciary - UASI 12 Homeland Security	10,956	-	-	-	-	-	-
Haz. Mat. / TRT Fees	12,010	5,656	83,605	-	-	-	-
2018 Cops School Violence Prev	-	-	422,480	-	-	-	-
Fiduciary - St Homeland Security 14/16	2,767	-	-	-	-	-	-
Fiduciary - St Homeland Security 15/18	217,175	(8,684)	-	-	-	-	-
Fiduciary - St Homeland Security 16/19	126,631	206,186	138,000	-	-	-	-
Fiduciary - St Homeland Security 17/20	-	46,496	369,000	241,600	241,600	-	-
Fiduciary - St Homeland Security 18/21	-	-	363,969	327,400	327,400	160,000	-
Fiduciary - UASI 14/16	2,767	-	-	-	-	-	-
Fiduciary - UASI 15/18	2,333,919	268,989	-	-	-	-	-
Fiduciary - UASI 16/19	1,667,481	2,192,459	1,413,000	-	-	-	-
Fiduciary - UASI 17/20	-	1,127,783	4,045,350	1,902,500	1,902,500	-	-
Fiduciary - UASI 18/21	-	-	4,000,000	3,422,500	3,422,500	1,608,600	-
2015 Operation Stone Garden	33,650	13,464	-	-	-	-	-
2016 Operation Stone Garden	42,979	22,263	13,000	-	-	-	-
2017 Operation Stone Garden	-	23,268	79,662	31,000	31,000	-	-
2018 Operation Stone Garden	-	-	200,000	108,000	108,000	33,000	-
Total	<u>\$ 4,461,493</u>	<u>\$ 3,897,880</u>	<u>\$ 11,128,066</u>	<u>\$ 6,033,000</u>	<u>\$ 6,033,000</u>	<u>\$ 1,801,600</u>	<u>\$ -</u>

MACOMB COUNTY, MICHIGAN
Special Revenue Fund Detail by Category

DEPARTMENT	FUND	FUNCTION
886 - MICHIGAN WORKS	298/299 - MACOMB/ST. CLAIR TRAINING	HEALTH & WELFARE

MISSION STATEMENT:

To provide specialized services designed to integrate adults and youth facing barriers to employment into the labor force through customer-driven training and employment support services which will improve their quality of life and enhance their educational skills.

	Year Ended December 31,						
	Audited		Budgeted				
	2017 Actual	2018 Actual	2019 Amended	2020 Adopted 12/04/19	2020 Amended 12/19/19	2021 Forecasted	2022 Forecasted
Revenues:							
Charges for Services	\$ 4,249,511	\$ 4,158,372	\$ 4,539,468	\$ 4,635,900	\$ 4,635,900	\$ 4,931,200	\$ 5,045,600
Reimbursements	-	208	-	-	-	-	-
Total Revenues	<u>4,249,511</u>	<u>4,158,580</u>	<u>4,539,468</u>	<u>4,635,900</u>	<u>4,635,900</u>	<u>4,931,200</u>	<u>5,045,600</u>
Expenditures:							
Personnel	4,086,832	3,964,264	4,255,712	4,342,600	4,342,600	4,636,900	4,752,000
Supplies & Services	36,773	34,689	60,980	55,600	55,600	55,600	53,800
Conferences & Training	16,854	7,472	27,350	23,000	23,000	23,000	23,000
Internal Services	140,641	152,155	192,426	205,000	205,000	206,000	207,100
Capital Outlay	3,000	-	3,000	9,700	9,700	9,700	9,700
Total Expenditures	<u>4,284,100</u>	<u>4,158,580</u>	<u>4,539,468</u>	<u>4,635,900</u>	<u>4,635,900</u>	<u>4,931,200</u>	<u>5,045,600</u>
Revenues Over (Under) Expenditures	<u>(34,589)</u>	<u>-</u>	<u>-</u>	<u>-</u>	<u>-</u>	<u>-</u>	<u>-</u>
Other Financing Sources (Uses):							
Transfers in - General Fund	34,589	-	-	-	-	-	-
Total Other Financing Sources (Uses):	<u>34,589</u>	<u>-</u>	<u>-</u>	<u>-</u>	<u>-</u>	<u>-</u>	<u>-</u>
Net Increase (Decrease) in Fund Balance	-	-	-	-	-	-	-
Fund Balance, Beginning of Year	-	-	-	-	-	-	-
Fund Balance, End of Year	<u>\$ -</u>	<u>\$ -</u>	<u>\$ -</u>	<u>\$ -</u>	<u>\$ -</u>	<u>\$ -</u>	<u>\$ -</u>
	2017	2018	2019	2020	2020	2021	2022
POSITION TYPE	Actual	Actual	Amended	Adopted	Amended	Forecasted	Forecasted
Managers & Supervisors	3.0	3.0	3.0	3.0	3.0	3.0	3.0
Professional Support	44.0	44.0	42.0	43.0	43.0	43.0	43.0
Total Position Count	<u>47.0</u>	<u>47.0</u>	<u>45.0</u>	<u>46.0</u>	<u>46.0</u>	<u>46.0</u>	<u>46.0</u>

MACOMB COUNTY, MICHIGAN
Special Revenue Fund Detail by Category

DEPARTMENT	FUND	FUNCTION
731 - MSU EXTENSION	308 - MSUE GRANTS	HEALTH & WELFARE

MISSION STATEMENT:

Michigan State University Extension (MSUE) helps people improve their lives through an educational process that applies knowledge to critical issues, needs and opportunities.

	Year Ended December 31,						
	Audited		Budgeted				
	2017 Actual	2018 Actual	2019 Amended	2020 Adopted 12/04/19	2020 Amended 12/19/19	2021 Forecasted	2022 Forecasted
Revenues:							
Reimbursements	\$ 4,215	\$ 2,580	\$ 6,000	\$ 5,000	\$ 5,000	\$ 5,000	\$ 5,000
Total Revenues	<u>4,215</u>	<u>2,580</u>	<u>6,000</u>	<u>5,000</u>	<u>5,000</u>	<u>5,000</u>	<u>5,000</u>
Expenditures:							
Supplies & Services	5,065	4,388	12,400	11,900	11,900	6,400	3,600
Conferences & Training	1,425	479	1,750	1,700	1,700	-	200
Repairs & Maintenance	983	1,124	3,025	2,700	2,700	2,400	1,900
Contract Services	10,074	1,219	18,000	16,900	16,900	15,500	1,800
Capital Outlay	-	-	1,800	600	600	-	-
Total Expenditures	<u>17,547</u>	<u>7,210</u>	<u>36,975</u>	<u>33,800</u>	<u>33,800</u>	<u>24,300</u>	<u>7,500</u>
Revenues Over (Under) Expenditures	<u>(13,332)</u>	<u>(4,630)</u>	<u>(30,975)</u>	<u>(28,800)</u>	<u>(28,800)</u>	<u>(19,300)</u>	<u>(2,500)</u>
Other Financing Sources (Uses):							
Transfers in - Other Funds	-	4,265	-	-	-	-	-
Total Other Financing Sources (Uses):	<u>-</u>	<u>4,265</u>	<u>-</u>	<u>-</u>	<u>-</u>	<u>-</u>	<u>-</u>
Net Increase (Decrease) in Fund Balance	(13,332)	(365)	(30,975)	(28,800)	(28,800)	(19,300)	(2,500)
Fund Balance, Beginning of Year	<u>157,594</u>	<u>144,262</u>	<u>143,897</u>	<u>112,922</u>	<u>112,922</u>	<u>84,122</u>	<u>64,822</u>
Fund Balance, End of Year	<u>\$ 144,262</u>	<u>\$ 143,897</u>	<u>\$ 112,922</u>	<u>\$ 84,122</u>	<u>\$ 84,122</u>	<u>\$ 64,822</u>	<u>\$ 62,322</u>

MACOMB COUNTY, MICHIGAN
Special Revenue Fund Detail by Category

DEPARTMENT	FUND	FUNCTION
731 - MSU EXTENSION	308 - MSUE GRANTS	HEALTH & WELFARE

MISSION STATEMENT:

Michigan State University Extension (MSUE) helps people improve their lives through an educational process that applies knowledge to critical issues, needs and opportunities.

POSITION TYPE	Year Ended December 31,						
	Audited		Budgeted				
	2017 Actual	2018 Actual	2019 Amended	2020 Adopted	2020 Amended	2021 Forecasted	2022 Forecasted
Administration:							
Clerical Staff	0.95	0.95	0.95	0.95	0.95	0.95	0.95
	0.95	0.95	0.95	0.95	0.95	0.95	0.95
Total Position Count	0.95	0.95	0.95	0.95	0.95	0.95	0.95
EXPENDITURES BY SERVICE							
Environmental Education	\$ 445	\$ -	\$ 5,000	\$ 4,400	\$ 4,400	\$ -	\$ -
General Extension Education	13,990	4,267	21,325	19,000	19,000	17,500	7,500
General Housing	315	950	3,150	2,900	2,900	-	-
General Youth Development	2,766	1,993	7,500	7,500	7,500	6,800	-
Financial Literacy	31	-	-	-	-	-	-
Total	\$ 17,547	\$ 7,210	\$ 36,975	\$ 33,800	\$ 33,800	\$ 24,300	\$ 7,500

MACOMB COUNTY, MICHIGAN
Special Revenue Fund Detail by Category

DEPARTMENT	FUND	FUNCTION
801 - PLANNING	361 - PLANNING GRANTS (FORMERLY CDBG)	GENERAL GOVERNMENT

MISSION STATEMENT:

Our mission is to retain, grow, and attract economic investment while improving the overall quality of life for residents and businesses in Macomb County. The Planning Department utilizes federal dollars and outside source revenue to fund a variety of programs for local communities.

	Year Ended December 31,						
	Audited		Budgeted				
	2017 Actual	2018 Actual	2019 Amended	2020 Adopted 12/04/19	2020 Amended 12/19/19	2021 Forecasted	2022 Forecasted
Revenues:							
Intergovernmental	\$ 236,805	\$ 236,714	\$ 385,694	\$ -	\$ -	\$ -	\$ -
Charges for Services	-	30,000	-	-	-	-	-
Investment Income	-	7,313	-	-	-	-	-
Reimbursements	1,488	1,270	5,000	3,500	3,500	3,500	3,500
Other Revenue	207,901	215,242	117,106	106,500	106,500	106,500	106,500
Total Revenues	446,194	490,539	507,800	110,000	110,000	110,000	110,000
Expenditures:							
Supplies & Services	286,269	248,248	345,128	119,200	119,200	119,200	119,200
Contract Services	141,413	191,237	271,888	59,800	59,800	59,800	57,600
Internal Services	-	-	-	5,000	5,000	5,000	5,000
Capital Outlay	9,001	34,648	-	-	-	-	-
Total Expenditures	436,683	474,133	617,016	184,000	184,000	184,000	181,800
Revenues Over (Under) Expenditures	9,511	16,406	(109,216)	(74,000)	(74,000)	(74,000)	(71,800)
Net Increase (Decrease) in Fund Balance	9,511	16,406	(109,216)	(74,000)	(74,000)	(74,000)	(71,800)
Fund Balance, Beginning of Year	569,044	578,555	594,961	485,745	485,745	411,745	337,745
Fund Balance, End of Year	\$ 578,555	\$ 594,961	\$ 485,745	\$ 411,745	\$ 411,745	\$ 337,745	\$ 265,945

MACOMB COUNTY, MICHIGAN
Special Revenue Fund Detail by Category

DEPARTMENT	FUND	FUNCTION
801 - PLANNING	361 - PLANNING GRANTS (FORMERLY CDBG)	GENERAL GOVERNMENT

MISSION STATEMENT:

Our mission is to retain, grow, and attract economic investment while improving the overall quality of life for residents and businesses in Macomb County. The Planning Department utilizes federal dollars and outside source revenue to fund a variety of programs for local communities.

	Year Ended December 31,						
	Audited		Budgeted				
	2017 Actual	2018 Actual	2019 Amended	2020 Adopted	2020 Amended	2021 Forecasted	2022 Forecasted
EXPENDITURES BY SERVICE							
Special Maps & Publications	\$ -	\$ -	\$ -	\$ 2,000	\$ 2,000	\$ 2,000	\$ 2,000
Aerial Photos	-	-	10,000	6,500	6,500	6,500	6,500
Special Projects	9,001	-	-	-	-	-	-
Economic Development-Special Projects	2,000	34,648	50,000	50,000	50,000	50,000	50,000
Community Development Activities	19,131	18,475	54,303	25,000	25,000	25,000	25,000
Manufacturing Day	14,291	41,816	31,500	31,500	31,500	31,500	31,500
Sprint & Splash	-	19,968	10,606	-	-	-	-
Brownfield Revolving Loan	3,179	1,237	-	-	-	-	-
Brownfield Redevelopment Authority	212,643	93,206	50,000	50,000	50,000	50,000	50,000
Defense Grant	29,247	-	-	-	-	-	-
CDC Grant	15,733	4,998	19,000	19,000	19,000	19,000	16,800
Defense Grant #2	59,752	111,963	89,786	-	-	-	-
Defense Grant #3-RB & IC	-	28,704	106,296	-	-	-	-
Green Macomb UFPI	71,706	114,643	-	-	-	-	-
Green Macomb UFPE	-	4,475	195,525	-	-	-	-
Total	\$ 436,683	\$ 474,133	\$ 617,016	\$ 184,000	\$ 184,000	\$ 184,000	\$ 181,800

MACOMB COUNTY, MICHIGAN
Special Revenue Fund Detail by Category

DEPARTMENT	FUND	FUNCTION
229 - PROSECUTING ATTORNEY	280 - PROSECUTING ATTORNEY FEDERAL FORFEITURES	JUDICIAL

MISSION STATEMENT:

Per Public Act 71 of 1919 and Public Act 2 of 1968 the Prosecuting Attorney may collect forfeited money or property to be deposited with the Treasurer for the purpose of the enhancement of law enforcement efforts.

	Year Ended December 31,						
	Audited		Budgeted				
	2017 Actual	2018 Actual	2019 Amended	2020 Adopted 12/04/19	2020 Amended 12/19/19	2021 Forecasted	2022 Forecasted
Revenues:							
Investment Income	\$ 558	\$ 995	\$ -	\$ -	\$ -	\$ -	\$ -
Total Revenues	558	995	-	-	-	-	-
Expenditures:							
Conferences & Training	-	-	-	15,000	15,000	15,000	-
Capital Outlay	-	-	15,000	10,000	10,000	-	-
Total Expenditures	-	-	15,000	25,000	25,000	15,000	-
Revenues Over (Under) Expenditures	558	995	(15,000)	(25,000)	(25,000)	(15,000)	-
Net Increase (Decrease) in Fund Balance	558	995	(15,000)	(25,000)	(25,000)	(15,000)	-
Fund Balance, Beginning of Year	55,261	55,819	56,814	41,814	41,814	16,814	1,814
Fund Balance, End of Year	\$ 55,819	\$ 56,814	\$ 41,814	\$ 16,814	\$ 16,814	\$ 1,814	\$ 1,814

MACOMB COUNTY, MICHIGAN
Special Revenue Fund Detail by Category

DEPARTMENT	FUND	FUNCTION
229 - PROSECUTING ATTORNEY	281 - PROSECUTING ATTORNEY FORFEITURES	JUDICIAL

MISSION STATEMENT:

Per Public Act 71 of 1919 and Public Act 2 of 1968 the Prosecuting Attorney may collect forfeited money or property to be deposited with the Treasurer for the purpose of the enhancement of law enforcement efforts.

	Year Ended December 31,						
	Audited			Budgeted			
	2017 Actual	2018 Actual	2019 Amended	2020 Adopted 12/04/19	2020 Amended 12/19/19	2021 Forecasted	2022 Forecasted
Revenues:							
Investment Income	\$ -	\$ 510	\$ -	\$ -	\$ -	\$ -	\$ -
Fines & Forfeitures	-	393,328	210,000	110,000	110,000	110,000	110,000
Other Revenue	-	272,598	-	-	-	-	-
Total Revenues	-	666,436	210,000	110,000	110,000	110,000	110,000
Expenditures:							
Supplies & Services	-	490,271	142,100	172,500	172,500	172,400	115,000
Conferences & Training	-	-	12,900	15,000	15,000	15,000	15,000
Contract Services	-	-	52,500	10,000	10,000	10,000	10,000
Capital Outlay	-	1,080	2,500	-	-	-	-
Total Expenditures	-	491,351	210,000	197,500	197,500	197,400	140,000
Revenues Over (Under) Expenditures	-	175,085	-	(87,500)	(87,500)	(87,400)	(30,000)
Net Increase (Decrease) in Fund Balance	-	175,085	-	(87,500)	(87,500)	(87,400)	(30,000)
Fund Balance, Beginning of Year	-	-	175,085	175,085	175,085	87,585	185
Fund Balance, End of Year	\$ -	\$ 175,085	\$ 175,085	\$ 87,585	\$ 87,585	\$ 185	\$ (29,815)
	2017 Actual	2018 Actual	2019 Amended	2020 Adopted	2020 Amended	2021 Forecasted	2022 Forecasted
EXPENDITURES BY SERVICE							
Local Drug Forfeiture	\$ -	\$ 189,266	\$ -	\$ 57,500	\$ 57,500	\$ 57,400	\$ -
Vehicle Forfeiture	-	302,085	210,000	140,000	140,000	140,000	140,000
Total	\$ -	\$ 491,351	\$ 210,000	\$ 197,500	\$ 197,500	\$ 197,400	\$ 140,000

MACOMB COUNTY, MICHIGAN
Special Revenue Fund Detail by Category

DEPARTMENT	FUND	FUNCTION
236 - REGISTER OF DEEDS	272 - REMONUMENTATION	GENERAL GOVERNMENT

MISSION STATEMENT:

Through the provision of Public Acts 345 and 346 of 1990, to provide grant funds for the purpose of locating and inspecting existing monuments and remonument the entire state.

	Year Ended December 31,						
	Audited		Budgeted				
	2017 Actual	2018 Actual	2019 Amended	2020 Adopted 12/04/19	2020 Amended 12/19/19	2021 Forecasted	2022 Forecasted
Revenues:							
Intergovernmental	\$ 237,109	\$ 367,140	\$ 247,062	\$ 233,100	\$ 233,100	\$ 233,100	\$ 233,100
Total Revenues	237,109	367,140	247,062	233,100	233,100	233,100	233,100
Expenditures:							
Supplies & Services	3,175	3,066	4,132	5,500	5,500	5,500	5,500
Contract Services	220,751	229,718	242,930	227,200	227,200	227,200	227,200
Internal Services	-	-	-	400	400	400	400
Total Expenditures	223,926	232,784	247,062	233,100	233,100	233,100	233,100
Revenues Over (Under) Expenditures	13,183	134,356	-	-	-	-	-
Net Increase (Decrease) in Fund Balance	13,183	134,356	-	-	-	-	-
Fund Balance, Beginning of Year	(147,539)	(134,356)	-	-	-	-	-
Fund Balance, End of Year	\$ (134,356)	\$ -	\$ -	\$ -	\$ -	\$ -	\$ -

MACOMB COUNTY, MICHIGAN
Special Revenue Fund Detail by Category

DEPARTMENT	FUND	FUNCTION
236 - REGISTER OF DEEDS	270 - TECHNOLOGY FUND	GENERAL GOVERNMENT

MISSION STATEMENT:

Through the provisions of Public Act 698 of 2002, this fund receives \$5 per document processed for the continued upgrade of technology in the Register of Deeds office.

	Year Ended December 31,						
	Audited		Budgeted				
	2017 Actual	2018 Actual	2019 Amended	2020 Adopted 12/04/19	2020 Amended 12/19/19	2021 Forecasted	2022 Forecasted
Revenues:							
Charges for Services	\$ 1,133,741	\$ 1,041,310	\$ 1,080,000	\$ 995,000	\$ 995,000	\$ 965,000	\$ 965,000
Investment Income	8,600	16,679	-	-	-		
Total Revenues	<u>1,142,341</u>	<u>1,057,989</u>	<u>1,080,000</u>	<u>995,000</u>	<u>995,000</u>	<u>965,000</u>	<u>965,000</u>
Expenditures:							
Personnel	-	-	-	181,100	181,100	185,400	189,800
Supplies & Services	13,420	13,329	47,400	29,200	29,200	29,200	29,200
Conferences & Training	-	-	11,500	5,000	5,000	5,000	5,000
Repairs & Maintenance	982	210	1,000	3,500	3,500	3,500	3,500
Contract Services	1,103,553	867,527	1,200,000	500,000	500,000	425,000	425,000
Internal Services	975	1,034	1,150	17,500	17,500	17,500	17,600
Capital Outlay	-	(200)	-	-	-	-	-
Total Expenditures	<u>1,118,930</u>	<u>881,900</u>	<u>1,261,050</u>	<u>736,300</u>	<u>736,300</u>	<u>665,600</u>	<u>670,100</u>
Revenues Over (Under) Expenditures	<u>23,411</u>	<u>176,089</u>	<u>(181,050)</u>	<u>258,700</u>	<u>258,700</u>	<u>299,400</u>	<u>294,900</u>
Net Increase (Decrease) in Fund Balance	23,411	176,089	(181,050)	258,700	258,700	299,400	294,900
Fund Balance, Beginning of Year	<u>796,473</u>	<u>819,884</u>	<u>995,973</u>	<u>814,923</u>	<u>814,923</u>	<u>1,073,623</u>	<u>1,373,023</u>
Fund Balance, End of Year	<u>\$ 819,884</u>	<u>\$ 995,973</u>	<u>\$ 814,923</u>	<u>\$ 1,073,623</u>	<u>\$ 1,073,623</u>	<u>\$ 1,373,023</u>	<u>\$ 1,667,923</u>
	2017 Actual	2018 Actual	2019 Amended	2020 Adopted	2020 Amended	2021 Forecasted	2022 Forecasted
POSITION TYPE							
Clerical Staff	-	-	-	3.0	3.0	3.0	3.0
Total Position Count	<u>-</u>	<u>-</u>	<u>-</u>	<u>3.0</u>	<u>3.0</u>	<u>3.0</u>	<u>3.0</u>

MACOMB COUNTY, MICHIGAN
Special Revenue Fund Detail by Category

DEPARTMENT	FUND	FUNCTION
215 - CLERK	273 - CONCEALED PISTOL LICENSE	GENERAL GOVERNMENT

MISSION STATEMENT:

Through the provisions of Public Act 3 of 2015, this fund receives a portion of concealed pistol license application fee revenue to support the costs associated with the processing of these applications.

	Year Ended December 31,						
	Audited		Budgeted				
	2017 Actual	2018 Actual	2019 Amended	2020 Adopted 12/04/19	2020 Amended 12/19/19	2021 Forecasted	2022 Forecasted
Revenues:							
Licenses & Permits	\$ 396,548	\$ 430,826	\$ 150,856	\$ 295,500	\$ 295,500	\$ 295,500	\$ 295,500
Total Revenues	<u>396,548</u>	<u>430,826</u>	<u>150,856</u>	<u>295,500</u>	<u>295,500</u>	<u>295,500</u>	<u>295,500</u>
Expenditures:							
Personnel	83,915	103,046	111,299	119,700	119,700	123,600	126,500
Supplies & Services	9,737	20,963	22,400	22,400	22,400	22,400	22,400
Conferences & Training	-	-	15,000	15,000	15,000	15,000	15,000
Repairs & Maintenance	-	4,790	-	-	-	-	-
Contract Services	-	-	-	82,800	82,800	82,800	82,800
Internal Services	1,680	1,740	2,157	19,400	19,400	19,500	19,600
Capital Outlay	-	4,550	-	-	-	-	-
Total Expenditures	<u>95,332</u>	<u>135,089</u>	<u>150,856</u>	<u>259,300</u>	<u>259,300</u>	<u>263,300</u>	<u>266,300</u>
Revenues Over (Under) Expenditures	<u>301,216</u>	<u>295,737</u>	<u>-</u>	<u>36,200</u>	<u>36,200</u>	<u>32,200</u>	<u>29,200</u>
Net Increase (Decrease) in Fund Balance	301,216	295,737	-	36,200	36,200	32,200	29,200
Fund Balance, Beginning of Year	<u>370,767</u>	<u>671,983</u>	<u>967,720</u>	<u>967,720</u>	<u>967,720</u>	<u>1,003,920</u>	<u>1,036,120</u>
Fund Balance, End of Year	<u>\$ 671,983</u>	<u>\$ 967,720</u>	<u>\$ 967,720</u>	<u>\$ 1,003,920</u>	<u>\$ 1,003,920</u>	<u>\$ 1,036,120</u>	<u>\$ 1,065,320</u>
	2017	2018	2019	2020	2020	2021	2022
POSITION TYPE	Actual	Actual	Amended	Adopted	Amended	Forecasted	Forecasted
Clerical Staff	<u>2.0</u>	<u>2.0</u>	<u>2.0</u>	<u>2.0</u>	<u>2.0</u>	<u>2.0</u>	<u>2.0</u>
Total Position Count	<u>2.0</u>	<u>2.0</u>	<u>2.0</u>	<u>2.0</u>	<u>2.0</u>	<u>2.0</u>	<u>2.0</u>

MACOMB COUNTY, MICHIGAN
Special Revenue Fund Detail by Category

DEPARTMENT	FUND	FUNCTION
305 - SHERIFF	229 - SHERIFF GRANTS	PUBLIC SAFETY

MISSION STATEMENT:

The Sheriff Department administers programs centered around training for corrections officers and ACT 302 training, Federal and State dollars for SET, forfeitures and receipt of miscellaneous donations. "Determined to keep your trust. Working to keep you safe."

	Year Ended December 31,						
	Audited		Budgeted				
	2017 Actual	2018 Actual	2019 Amended	2020 Adopted 12/04/19	2020 Amended 12/19/19	2021 Forecasted	2022 Forecasted
Revenues:							
Intergovernmental	\$ 195,657	\$ 326,762	\$ 51,920	\$ 40,000	\$ 40,000	\$ 40,000	\$ 40,000
Charges for Services	89,551	82,673	100,000	50,000	50,000	50,000	50,000
Fines & Forfeitures	510,461	377,641	255,000	255,000	255,000	255,000	255,000
Reimbursements	122	-	-	-	-	-	-
Other Revenue	6,000	46,000	-	-	-	-	-
Total Revenues	801,791	833,076	406,920	345,000	345,000	345,000	345,000
Expenditures:							
Personnel	57,422	25,849	-	-	-	-	-
Supplies & Services	138,677	266,995	283,599	103,000	103,000	103,000	103,000
Conferences & Training	118,247	121,994	413,349	101,000	101,000	101,000	101,000
Repairs & Maintenance	23,888	42,671	105,605	30,000	30,000	30,000	30,000
Vehicle Operations	42,057	41,444	207,800	30,000	30,000	30,000	30,000
Contract Services	1,905	122,033	39,975	4,000	4,000	4,000	4,000
Internal Services	11,126	9,813	47,000	12,000	12,000	12,000	12,000
Capital Outlay	366,396	198,153	347,834	65,000	65,000	65,000	65,000
Total Expenditures	759,718	828,952	1,445,162	345,000	345,000	345,000	345,000
Revenues Over (Under) Expenditures	42,073	4,124	(1,038,242)	-	-	-	-
Other Financing Sources (Uses):							
Transfers in - Other Funds	54,998	-	-	-	-	-	-
Transfers out	(61,469)	(150,000)	-	-	-	-	-
Total Other Financing Sources (Uses):	(6,471)	(150,000)	-	-	-	-	-
Net Increase (Decrease) in Fund Balance	35,602	(145,876)	(1,038,242)	-	-	-	-
Fund Balance, Beginning of Year	1,626,473	1,662,075	1,516,199	477,957	477,957	477,957	477,957
Fund Balance, End of Year	\$ 1,662,075	\$ 1,516,199	\$ 477,957	\$ 477,957	\$ 477,957	\$ 477,957	\$ 477,957

MACOMB COUNTY, MICHIGAN
Special Revenue Fund Detail by Category

DEPARTMENT	FUND	FUNCTION
305 - SHERIFF	229 - SHERIFF GRANTS	PUBLIC SAFETY

MISSION STATEMENT:

The Sheriff Department administers programs centered around training for corrections officers and ACT 302 training, Federal and State dollars for SET, forfeitures and receipt of miscellaneous donations. "Determined to keep your trust. Working to keep you safe."

	Year Ended December 31,						
	Audited		Budgeted				
	2017 Actual	2018 Actual	2019 Amended	2020 Adopted 12/04/19	2020 Amended 12/19/19	2021 Forecasted	2022 Forecasted
EXPENDITURES BY SERVICE							
Correction Officer Training	\$ 104,200	\$ 69,230	\$ 336,005	\$ 50,000	\$ 50,000	\$ 50,000	\$ 50,000
Jail Ministry	-	273	-	-	-	-	-
SET-Federal	202,696	23,308	100,000	100,000	100,000	100,000	100,000
SET-State	274,798	418,092	793,298	115,000	115,000	115,000	115,000
SET-Treasury	-	29,301	-	-	-	-	-
M.A.C.E. Donations	20,918	95,002	42,895	25,000	25,000	25,000	25,000
Target	-	-	-	-	-	-	-
Act 302 Police Training	33,635	51,342	127,580	40,000	40,000	40,000	40,000
Miscellaneous Donations/Grants	5,672	14,828	-	-	-	-	-
OWI Forfeiture	22,050	14,916	15,000	15,000	15,000	15,000	15,000
JAG 16-19	-	12,988	-	-	-	-	-
JAG 17-20	-	-	11,920	-	-	-	-
Training to Locals	-	2,750	18,464	-	-	-	-
Medical Marijuana Oversight	150,747	246,922	-	-	-	-	-
Transfer of funds OHSP and drug enforce	6,471	-	-	-	-	-	-
Total	\$ 821,187	\$ 978,952	\$ 1,445,162	\$ 345,000	\$ 345,000	\$ 345,000	\$ 345,000

MACOMB COUNTY, MICHIGAN
Special Revenue Fund Detail by Category

DEPARTMENT	FUND	FUNCTION
681 - VETERANS SERVICES	295 - VETERANS AFFAIRS	PUBLIC SAFETY

MISSION STATEMENT:

To provide outstanding service to all veterans and their families who reside in Macomb County by maximizing the receipt of the veteran's benefits and eliminating or reducing the frustration and confusion of the benefit receipt process. Originally funding by a special .04 mil property tax levy was approved by the voters in November 2008 for a five year period. In November 2017 an increase to .069 mil property tax levy was approved by voters effective for the December 2018 tax levy.

	Year Ended December 31,						
	Audited		Budgeted				
	2017 Actual	2018 Actual	2019 Amended	2020 Adopted 12/04/19	2020 Amended 12/19/19	2021 Forecasted	2022 Forecasted
Revenues:							
Property Taxes	\$ 1,013,336	\$ 1,769,493	\$ 1,843,298	\$ 1,903,000	\$ 1,903,000	\$ 1,941,000	\$ 1,979,900
Intergovernmental	1,739	2,985	31,669	32,300	32,300	33,000	33,600
Charges for Services	1,550	1,300	-	-	-	-	-
Reimbursements	4,537	-	-	-	-	-	-
Total Revenues	<u>1,021,162</u>	<u>1,773,778</u>	<u>1,874,967</u>	<u>1,935,300</u>	<u>1,935,300</u>	<u>1,974,000</u>	<u>2,013,500</u>
Expenditures:							
Personnel	803,694	835,834	987,191	1,196,800	1,196,800	1,232,900	1,271,200
Supplies & Services	188,612	233,016	277,950	252,700	252,700	252,700	252,700
Conferences & Training	5,999	19,880	26,000	26,000	26,000	26,000	26,000
Repairs & Maintenance	761	1,043	2,500	2,000	2,000	2,000	2,000
Contract Services	-	-	30,000	53,600	53,600	53,600	53,600
Internal Services	192,849	225,147	249,998	230,900	230,900	231,800	233,000
Capital Outlay	48,527	7,954	16,000	16,000	16,000	16,000	16,000
Total Expenditures	<u>1,240,442</u>	<u>1,322,874</u>	<u>1,589,639</u>	<u>1,778,000</u>	<u>1,778,000</u>	<u>1,815,000</u>	<u>1,854,500</u>
Revenues Over (Under) Expenditures	<u>(219,280)</u>	<u>450,904</u>	<u>285,328</u>	<u>157,300</u>	<u>157,300</u>	<u>159,000</u>	<u>159,000</u>
Other Financing Sources (Uses):							
Transfers in - General Fund	16,603	-	-	-	-	-	-
Transfers out	-	-	(65,000)	-	-	-	-
Total Other Financing Sources (Uses):	<u>16,603</u>	<u>-</u>	<u>(65,000)</u>	<u>-</u>	<u>-</u>	<u>-</u>	<u>-</u>
Net Increase (Decrease) in Fund Balance	(202,677)	450,904	220,328	157,300	157,300	159,000	159,000
Fund Balance, Beginning of Year	790,992	588,315	1,039,219	1,259,547	1,259,547	1,416,847	1,575,847
Fund Balance, End of Year	<u>\$ 588,315</u>	<u>\$ 1,039,219</u>	<u>\$ 1,259,547</u>	<u>\$ 1,416,847</u>	<u>\$ 1,416,847</u>	<u>\$ 1,575,847</u>	<u>\$ 1,734,847</u>
POSITION TYPE	2017 Actual	2018 Actual	2019 Amended	2020 Adopted	2020 Amended	2021 Forecasted	2022 Forecasted
Managers & Supervisors	1.0	1.0	1.0	1.0	1.0	1.0	1.0
Professional Support	6.0	8.0	8.0	9.0	9.0	9.0	9.0
Clerical Staff	4.0	4.0	4.0	4.0	4.0	4.0	4.0
Total Position Count	<u>11.0</u>	<u>13.0</u>	<u>13.0</u>	<u>14.0</u>	<u>14.0</u>	<u>14.0</u>	<u>14.0</u>

MACOMB COUNTY, MICHIGAN
Special Revenue Fund Detail by Category

DEPARTMENT	FUND	FUNCTION
CIRCUIT COURT	CIRCUIT COURT PROGRAMS	JUDICIAL

MISSION STATEMENT:

PA 224 of 2004 authorizes the creation of drug treatment courts in Circuit and District courts and the Family Division of Circuit Courts in Michigan. This program is administered by the State Court Administrator's Office to provide funding assistance to operational drug treatment courts and drug treatment courts in the planning stage.

	Year Ended September 30,						
	Audited		Budgeted				
	2017 Actual	2018 Actual	2019 Amended	2020 Adopted 12/04/19	2020 Amended 12/19/19	2021 Forecasted	2022 Forecasted
Revenues:							
Intergovernmental	\$ 181,225	\$ 246,124	\$ 311,870	\$ 302,600	\$ 302,600	\$ 302,600	\$ 302,600
Charges for Services	8,091	5,448	5,000	5,000	5,000	5,000	5,000
Other Revenue	39	-	-	-	-	-	-
Total Revenues	<u>189,355</u>	<u>251,572</u>	<u>316,870</u>	<u>307,600</u>	<u>307,600</u>	<u>307,600</u>	<u>307,600</u>
Expenditures:							
Personnel	2,075	-	23,074	25,800	25,800	25,800	25,800
Supplies & Services	12,970	18,820	24,961	22,500	22,500	22,500	22,500
Conferences & Training	3,540	2,135	3,660	2,700	2,700	2,700	2,700
Contract Services	254,408	275,070	363,987	355,400	355,400	355,400	355,400
Internal Services	-	-	188	9,600	9,600	9,600	9,600
Total Expenditures	<u>272,993</u>	<u>296,025</u>	<u>415,870</u>	<u>416,000</u>	<u>416,000</u>	<u>416,000</u>	<u>416,000</u>
Revenues Over (Under) Expenditures	<u>(83,638)</u>	<u>(44,453)</u>	<u>(99,000)</u>	<u>(108,400)</u>	<u>(108,400)</u>	<u>(108,400)</u>	<u>(108,400)</u>
Other Financing Sources (Uses):							
Transfers in - General Fund	80,050	74,092	99,000	108,400	108,400	108,400	108,400
Total Other Financing Sources (Uses):	<u>80,050</u>	<u>74,092</u>	<u>99,000</u>	<u>108,400</u>	<u>108,400</u>	<u>108,400</u>	<u>108,400</u>
Net Increase (Decrease) in Fund Balance	(3,588)	29,639	-	-	-	-	-
Fund Balance, Beginning of Year	(30,092)	(33,680)	(4,041)	(4,041)	(4,041)	(4,041)	(4,041)
Fund Balance, End of Year	<u>\$ (33,680)</u>	<u>\$ (4,041)</u>	<u>\$ (4,041)</u>	<u>\$ (4,041)</u>	<u>\$ (4,041)</u>	<u>\$ (4,041)</u>	<u>\$ (4,041)</u>

MACOMB COUNTY, MICHIGAN
Special Revenue Fund Detail by Category

DEPARTMENT	FUND	FUNCTION
CIRCUIT COURT	CIRCUIT COURT PROGRAMS	JUDICIAL

MISSION STATEMENT:

PA 224 of 2004 authorizes the creation of drug treatment courts in Circuit and District courts and the Family Division of Circuit Courts in Michigan. This program is administered by the State Court Administrator's Office to provide funding assistance to operational drug treatment courts and drug treatment courts in the planning stage.

POSITION TYPE	Year Ended September 30,						
	Audited		Budgeted				
	2017 Actual	2018 Actual	2019 Amended	2020 Adopted	2020 Amended	2021 Forecasted	2022 Forecasted
Managers & Supervisors	1.0	-	-	-	-	-	-
	1.0	-	-	-	-	-	-
Total Position Count	1.0	-	-	-	-	-	-

EXPENDITURES BY SERVICE

Adult Drug Court	\$ 164,355	\$ 154,540	\$ 194,000	\$ 199,400	\$ 199,400	\$ 199,400	\$ 199,400
Mental Health Court	40,681	42,464	41,570	42,800	42,800	42,800	42,800
Veterans Treatment Court	50,000	48,289	42,000	53,500	53,500	53,500	53,500
Juvenile Justice Data Share Program	882	-	-	-	-	-	-
CC-Swift & Sure Sanctions	-	11,132	69,000	69,000	69,000	69,000	69,000
CC Non Reimb	2,075	-	-	-	-	-	-
DCP Federal	15,000	24,600	12,300	-	-	-	-
DCP State	-	15,000	57,000	51,300	51,300	51,300	51,300
Total	272,993	296,025	415,870	416,000	416,000	416,000	416,000

MACOMB COUNTY, MICHIGAN
Special Revenue Fund Detail by Category

DEPARTMENT	FUND	FUNCTION
JUVENILE JUSTICE	CHILD CARE	HEALTH & WELFARE

MISSION STATEMENT:

To provide a safe, secure, structured environment for youth involved in the juvenile justice system while ensuring the safety and security of the community. Through the combined efforts of the staff, families and community, we provide educational, therapeutic, and social skills promoting positive citizenship in youth.

	Year ended September 30,						
	Audited		Budgeted				
	2017 Actual	2018 Actual	2019 Amended	2020 Adopted 12/04/19	2020 Amended 12/19/19	2021 Forecasted	2022 Forecasted
Revenues:							
Intergovernmental	\$ 8,602,232	\$ 8,308,116	\$ 8,417,742	\$ 6,949,800	\$ 6,949,800	\$ 7,126,400	\$ 7,301,200
Charges for Services	484,670	559,045	481,000	481,000	481,000	481,000	481,000
Reimbursements	487,523	464,213	545,000	420,000	420,000	420,000	420,000
Other Revenue	296	169	-	-	-	-	-
Total Revenues	<u>9,574,721</u>	<u>9,331,543</u>	<u>9,443,742</u>	<u>7,850,800</u>	<u>7,850,800</u>	<u>8,027,400</u>	<u>8,202,200</u>
Expenditures:							
Personnel	8,571,041	8,399,469	9,333,344	9,478,500	9,478,500	9,772,800	10,064,100
Supplies & Services	570,148	860,386	967,697	1,049,400	1,049,400	1,049,400	1,049,400
Room & Board	4,958,548	5,372,430	5,210,000	5,130,000	5,130,000	5,130,000	5,130,000
Conferences & Training	37,678	43,928	45,850	45,800	45,800	45,800	45,800
Utilities	252,012	262,392	273,500	279,000	279,000	279,000	279,000
Repairs & Maintenance	205,003	207,316	221,500	222,000	222,000	222,000	222,000
Vehicle Operations	2,787	4,379	4,500	4,500	4,500	4,500	4,500
Contract Services	608,297	555,600	705,800	704,800	704,800	704,800	704,800
Internal Services	2,509,778	2,871,694	3,027,352	2,682,700	2,682,700	2,715,200	2,747,400
Capital Outlay	42,541	26,237	30,000	-	-	-	-
Total Expenditures	<u>17,757,833</u>	<u>18,603,831</u>	<u>19,819,543</u>	<u>19,596,700</u>	<u>19,596,700</u>	<u>19,923,500</u>	<u>20,247,000</u>
Revenues Over (Under) Expenditures	<u>(8,183,112)</u>	<u>(9,272,288)</u>	<u>(10,375,801)</u>	<u>(11,745,900)</u>	<u>(11,745,900)</u>	<u>(11,896,100)</u>	<u>(12,044,800)</u>
Other Financing Sources (Uses):							
Transfers in - General Fund	7,747,296	9,792,567	10,357,554	11,745,900	11,745,900	11,896,100	12,044,800
Total Other Financing Sources (Uses):	<u>7,747,296</u>	<u>9,792,567</u>	<u>10,357,554</u>	<u>11,745,900</u>	<u>11,745,900</u>	<u>11,896,100</u>	<u>12,044,800</u>
Net Increase (Decrease) in Fund Balance	(435,816)	520,279	(18,247)	-	-	-	-
Fund Balance, Beginning of Year	(833,682)	(1,269,498)	(749,219)	(767,466)	(767,466)	(767,466)	(767,466)
Fund Balance, End of Year	<u>\$ (1,269,498)</u>	<u>\$ (749,219)</u>	<u>\$ (767,466)</u>	<u>\$ (767,466)</u>	<u>\$ (767,466)</u>	<u>\$ (767,466)</u>	<u>\$ (767,466)</u>

MACOMB COUNTY, MICHIGAN
Special Revenue Fund Detail by Category

DEPARTMENT	FUND	FUNCTION
JUVENILE JUSTICE	CHILD CARE	HEALTH & WELFARE

MISSION STATEMENT:

To provide a safe, secure, structured environment for youth involved in the juvenile justice system while ensuring the safety and security of the community. Through the combined efforts of the staff, families and community, we provide educational, therapeutic, and social skills promoting positive citizenship in youth.

POSITION TYPE	Year ended September 30,						
	Audited		Budgeted				
	2017 Actual	2018 Actual	2019 Amended	2020 Adopted	2020 Amend3ed	2021 Forecasted	2022 Forecasted
Juvenile Justice Center:							
Managers & Supervisors	13.0	14.0	14.0	14.0	14.0	14.0	14.0
Professional Support	85.0	84.0	84.0	84.0	83.0	83.0	83.0
Clerical Staff	2.0	2.0	2.0	2.0	2.0	2.0	2.0
	100.0	100.0	100.0	100.0	99.0	99.0	99.0
Juvenile Programs:							
Managers & Supervisors	1.0	1.0	1.0	1.0	1.0	1.0	1.0
Professional Support	20.0	20.5	22.0	22.0	22.0	22.0	22.0
	21.0	21.5	23.0	23.0	23.0	23.0	23.0
Total Position Count	121.0	121.5	123.0	123.0	122.0	122.0	122.0
EXPENDITURES BY SERVICE							
Juvenile Justice Center:							
Justice Center Operations	\$ 7,830,111	\$ 8,055,181	\$ 8,830,404	\$ 8,937,000	\$ 8,937,000	\$ 9,180,100	\$ 9,426,600
Building Operations	714,316	750,396	624,170	635,500	635,500	642,400	647,300
Juvenile Court Activity Fund	-	-	8,834	-	-	-	-
Resident Activity Fund	993	30	9,413	-	-	-	-
sub-total	8,545,420	8,805,607	9,472,821	9,572,500	9,572,500	9,822,500	10,073,900
Juvenile Court Programs:							
JAIBG Grant/Intensive Sub Abuse Treat	207,673	205,555	292,285	293,000	293,000	297,600	302,400
Mental Health Drug Court/SED Waiver	23,803	25,020	24,995	25,600	25,600	25,700	25,800
Tether Program	62,026	61,701	107,000	110,000	110,000	110,000	110,000
Detention Diversion	1,409,670	1,343,805	1,408,435	1,408,500	1,408,500	1,444,900	1,482,300
Intensive Probation	670,011	585,974	694,396	715,500	715,500	740,400	759,300
Sexually Reactive Youth Treatment	228,099	310,654	358,727	384,000	384,000	391,800	399,700
sub-total	2,601,282	2,532,709	2,885,838	2,936,600	2,936,600	3,010,400	3,079,500
Juvenile Court Placements:							
State Institutions	1,492,000	1,583,894	1,800,000	2,000,000	2,000,000	2,000,000	2,000,000
Private Institutions	948,608	716,813	931,000	935,000	935,000	935,000	935,000
Day Treatment	-	-	5,500	5,500	5,500	5,500	5,500
sub-total	2,440,608	2,300,707	2,736,500	2,940,500	2,940,500	2,940,500	2,940,500
DHS Placements:							
Private Institutions	2,733,833	3,590,129	2,990,500	2,500,000	2,500,000	2,500,000	2,500,000
Nonreportable Costs	1,436,690	1,374,679	1,733,884	1,647,100	1,647,100	1,650,100	1,653,100
Total	\$ 17,757,833	\$ 18,603,831	\$ 19,819,543	\$ 19,596,700	\$ 19,596,700	\$ 19,923,500	\$ 20,247,000

**Macomb County, Michigan
Special Revenue Fund Detail by Category**

DEPARTMENT	FUND	FUNCTION
COMMUNITY CORRECTIONS	COMMUNITY CORRECTIONS GRANTS	PUBLIC SAFETY

MISSION STATEMENT:

To provide effective, local, community-based alternatives to incarceration that promote public safety, hold offenders accountable, and improve their ability to live lawfully and productively in the community.

	Year ended September 30,						
	Audited		Budgeted				
	2017 Actual	2018 Actual	2019 Amended	2020 Adopted 12/04/19	2020 Amended 12/19/19	2021 Forecasted	2022 Forecasted
Revenues:							
Intergovernmental	\$ 1,145,082	\$ 1,479,882	\$ 1,477,087	\$ 1,420,200	\$ 1,420,200	\$ 1,420,200	\$ 1,420,200
Total Revenues	1,145,082	1,479,882	1,477,087	1,420,200	1,420,200	1,420,200	1,420,200
Expenditures:							
Personnel	833,872	879,202	919,934	984,900	984,900	987,100	989,400
Supplies & Services	92,682	104,054	104,438	107,000	107,000	107,000	107,000
Conferences & Training	7,383	5,269	4,500	4,000	4,000	4,000	4,000
Repairs & Maintenance	496	1,261	1,500	2,000	2,000	2,000	2,000
Contract Services	672,918	657,869	771,453	615,000	615,000	615,000	615,000
Internal Services	14,961	16,838	18,524	57,200	57,200	57,300	57,300
Capital Outlay	14,954	2,095	5,000	-	-	-	-
Total Expenditures	1,637,266	1,666,588	1,825,349	1,770,100	1,770,100	1,772,400	1,774,700
Revenues Over (Under) Expenditures	(492,184)	(186,706)	(348,262)	(349,900)	(349,900)	(352,200)	(354,500)
Other Financing Sources (Uses):							
Transfers in - General Fund	353,964	324,926	348,262	349,900	349,900	352,200	354,500
Total Other Financing Sources (Uses):	353,964	324,926	348,262	349,900	349,900	352,200	354,500
Net Increase (Decrease) in Fund Balance	(138,220)	138,220	-	-	-	-	-
Fund Balance, Beginning of Year	1,737	(136,483)	1,737	1,737	1,737	1,737	1,737
Fund Balance, End of Year	\$ (136,483)	\$ 1,737	\$ 1,737	\$ 1,737	\$ 1,737	\$ 1,737	\$ 1,737

**Macomb County, Michigan
Special Revenue Fund Detail by Category**

DEPARTMENT	FUND	FUNCTION
COMMUNITY CORRECTIONS	COMMUNITY CORRECTIONS GRANTS	PUBLIC SAFETY

MISSION STATEMENT:

To provide effective, local, community-based alternatives to incarceration that promote public safety, hold offenders accountable, and improve their ability to live lawfully and productively in the community.

POSITION TYPE	Year ended September 30,						
	Audited		Budgeted				
	2017 Actual	2018 Actual	2019 Amended	2020 Adopted	2020 Amended	2021 Forecasted	2022 Forecasted
Community Corrections:							
Managers & Supervisors	1.0	1.0	1.0	1.0	1.0	1.0	1.0
Professional Support	7.0	7.0	8.0	8.0	8.0	8.0	8.0
Clerical Staff	2.0	2.0	1.0	1.0	1.0	1.0	1.0
	10.0	10.0	10.0	10.0	10.0	10.0	10.0
 Felony Urinalysis Program:							
Professional Support	1.0	1.0	1.0	1.0	1.0	1.0	1.0
	1.0	1.0	1.0	1.0	1.0	1.0	1.0
 Total Position Count	11.0	11.0	11.0	11.0	11.0	11.0	11.0

EXPENDITURES BY SERVICE

Community Corrections	\$ 1,283,302	\$ 1,341,662	\$ 1,477,087	\$ 1,420,200	\$ 1,420,200	\$ 1,420,200	\$ 1,420,200
Substance Abuse Treatment	187,498	178,792	188,204	189,900	189,900	192,200	194,500
Felony Urinalysis Program	156,089	146,134	160,058	160,000	160,000	160,000	160,000
Comm Corr-Non Reimb	10,377	-	-	-	-	-	-
 Total	\$ 1,637,266	\$ 1,666,588	\$ 1,825,349	\$ 1,770,100	\$ 1,770,100	\$ 1,772,400	\$ 1,774,700

MACOMB COUNTY, MICHIGAN
Special Revenue Fund Detail by Category

DEPARTMENT	FUND	FUNCTION
MACOMB COMMUNITY ACTION	COMMUNITY SERVICES	HEALTH & WELFARE

MISSION STATEMENT:

Persistent action to diminish poverty and promote independence.

	Year ended September 30,						
	Audited		Budgeted				
	2017 Actual	2018 Actual	2019 Amended	2020 Adopted 12/04/19	2020 Amended 12/19/19	2021 Forecasted	2022 Forecasted
Revenues:							
Intergovernmental	\$ 15,568,178	\$ 16,681,628	\$ 17,490,037	\$ 18,031,500	\$ 18,031,500	\$ 18,196,400	\$ 18,442,800
Charges for Services	8,627,338	8,581,389	9,799,558	9,209,000	9,209,000	9,222,900	9,224,100
Reimbursements	14,544	11,657	57,110	49,900	49,900	51,200	51,500
Other Revenue	153,071	384,528	160,450	170,000	170,000	170,000	170,000
Total Revenues	24,363,131	25,659,202	27,507,155	27,460,400	27,460,400	27,640,500	27,888,400
Expenditures:							
Personnel	10,962,995	11,711,098	12,060,671	13,243,800	13,243,800	13,561,100	13,824,300
Supplies & Services	9,099,237	9,352,503	10,117,091	9,577,800	9,577,800	9,589,000	9,590,100
Conferences & Training	142,256	195,839	143,063	123,200	123,200	123,200	123,200
Utilities	19,407	28,216	42,788	44,800	44,800	44,800	44,800
Repairs & Maintenance	73,063	53,340	86,478	78,500	78,500	78,500	78,500
Vehicle Operations	146,691	148,665	136,614	122,800	122,800	122,800	122,800
Contract Services	5,929,002	6,041,843	6,680,095	6,473,300	6,473,300	6,472,300	6,473,200
Internal Services	1,904,408	1,674,756	2,130,088	2,360,700	2,360,700	2,361,500	2,361,500
Capital Outlay	498,950	252,652	458,837	131,300	131,300	60,200	60,200
Total Expenditures	28,776,009	29,458,912	31,855,725	32,156,200	32,156,200	32,413,400	32,678,600
Revenues Over (Under) Expenditures	(4,412,878)	(3,799,710)	(4,348,570)	(4,695,800)	(4,695,800)	(4,772,900)	(4,790,200)
Other Financing Sources (Uses):							
Transfers in - General Fund	3,812,377	3,956,444	3,920,578	4,054,200	4,054,200	4,126,700	4,142,600
Transfers in - Other Funds	1,894,498	1,187,363	952,950	1,113,000	1,113,000	1,173,700	1,187,800
Transfers out	(1,877,967)	(1,153,233)	(867,030)	(1,113,000)	(1,113,000)	(1,173,700)	(1,187,800)
Total Other Financing Sources (Uses):	3,828,908	3,990,574	4,006,498	4,054,200	4,054,200	4,126,700	4,142,600
Net Increase (Decrease) in Fund Balance	(583,970)	190,864	(342,072)	(641,600)	(641,600)	(646,200)	(647,600)
Fund Balance, Beginning of Year	1,450,554	866,584	1,057,448	715,376	715,376	73,776	(572,424)
Fund Balance, End of Year	\$ 866,584	\$ 1,057,448	\$ 715,376	\$ 73,776	\$ 73,776	\$ (572,424)	\$ (1,220,024)

MACOMB COUNTY, MICHIGAN
Special Revenue Fund Detail by Category

DEPARTMENT	FUND	FUNCTION
MACOMB COMMUNITY ACTION	COMMUNITY SERVICES	HEALTH & WELFARE

MISSION STATEMENT:
 Persistent action to diminish poverty and promote independence.

POSITION TYPE	Year ended September 30,						
	Audited		Budgeted				
	2017 Actual	2018 Actual	2019 Amended	2020 Adopted	2020 Amended	2021 Forecasted	2022 Forecasted
Office of Senior Services:							
Managers & Supervisors	1.00	1.00	-	-	-	-	-
Professional Support	1.00	-	3.60	3.60	3.60	3.60	3.60
	2.00	1.00	3.60	3.60	3.60	3.60	3.60
Administration:							
Managers & Supervisors	2.00	2.00	5.00	5.00	5.00	5.00	5.00
Professional Support	4.00	5.00	5.67	5.67	5.67	5.67	5.67
Clerical Staff	2.00	3.00	2.00	2.00	2.00	2.00	2.00
	8.00	10.00	12.67	12.67	12.67	12.67	12.67
General Community Programming:							
Managers & Supervisors	3.00	5.00	4.00	4.00	4.00	4.00	4.00
Professional Support	17.95	22.45	11.00	11.00	11.00	11.00	11.00
	20.95	27.45	15.00	15.00	15.00	15.00	15.00
Transportation:							
Managers & Supervisors	1.00	1.00	1.00	1.00	1.00	1.00	1.00
Professional Support	12.00	12.00	18.05	18.05	18.05	18.05	18.05
Clerical Staff	1.75	1.00	1.00	1.00	1.00	1.00	1.00
	14.75	14.00	20.05	20.05	20.05	20.05	20.05
Macomb Food Program:							
Professional Support	1.00	1.00	1.00	1.00	1.00	1.00	1.00
Clerical Staff	1.00	1.00	1.00	1.00	1.00	1.00	1.00
	2.00	2.00	2.00	2.00	2.00	2.00	2.00
Specialized Services for Veterans							
Managers & Supervisors	1.00	-	-	-	-	-	-
Professional Support	5.00	-	-	-	-	-	-
	6.00	-	-	-	-	-	-
Head Start:							
Managers & Supervisors	3.00	3.00	2.00	2.00	2.00	2.00	2.00
Professional Support	119.79	120.67	118.46	119.46	119.46	119.46	119.46
Clerical Staff	5.00	5.00	4.00	4.00	4.00	4.00	4.00
	127.79	128.67	124.46	125.46	125.46	125.46	125.46

MACOMB COUNTY, MICHIGAN
Special Revenue Fund Detail by Category

DEPARTMENT	FUND	FUNCTION
MACOMB COMMUNITY ACTION	COMMUNITY SERVICES	HEALTH & WELFARE

MISSION STATEMENT:

Persistent action to diminish poverty and promote independence.

POSITION TYPE (cont.)	Year ended September 30,						
	Audited		Budgeted				
	2017 Actual	2018 Actual	2019 Amended	2020 Adopted	2020 Amended	2021 Forecasted	2022 Forecasted
Home Delivered Meals:							
Managers & Supervisors	2.00	2.00	1.00	1.00	1.00	1.00	1.00
Professional Support	24.00	23.50	21.00	20.00	20.00	20.00	20.00
Clerical Staff	5.00	6.25	6.00	6.00	6.00	6.00	6.00
	31.00	31.75	28.00	27.00	27.00	27.00	27.00
Home Preservation/Energy:							
Managers & Supervisors	1.00	2.00	2.00	2.00	2.00	2.00	2.00
Professional Support	9.00	8.00	4.00	4.00	4.00	4.00	4.00
Clerical Staff	1.00	1.00	2.00	2.00	2.00	2.00	2.00
	11.00	11.00	8.00	8.00	8.00	8.00	8.00
Chore:							
Professional Support	-	-	1.00	1.00	1.00	1.00	1.00
	-	-	1.00	1.00	1.00	1.00	1.00
Commodities Program:							
Professional Support	1.50	2.25	3.30	3.30	3.30	3.30	3.30
	1.50	2.25	3.30	3.30	3.30	3.30	3.30
Total Position Count	224.99	228.12	218.08	218.08	218.08	218.08	218.08

MACOMB COUNTY, MICHIGAN
Special Revenue Fund Detail by Category

DEPARTMENT	FUND	FUNCTION
MACOMB COMMUNITY ACTION	COMMUNITY SERVICES	HEALTH & WELFARE

MISSION STATEMENT:
 Persistent action to diminish poverty and promote independence.

EXPENDITURES BY SERVICE	Year ended September 30,						
	Audited		Budgeted				
	2017 Actual	2018 Actual	2019 Amended	2020 Adopted	2020 Amended	2021 Forecasted	2022 Forecasted
Administration	\$ 3,723,462	\$ 3,027,230	\$ 3,272,289	\$ 3,414,741	\$ 3,414,741	\$ 3,422,190	\$ 3,313,067
CSBG Discretionary EITC	50,000	40,000	-	18,000	18,000	18,000	18,000
Discretionary (non CSBG)	5,598	5,634	20,000	20,000	20,000	20,000	20,000
Energy Optimization	102,723	100,623	200,000	200,000	200,000	200,000	200,000
Evidence Based Disease Prevention	41,044	47,679	37,222	-	-	-	-
Family Resource Center	152,771	154,311	170,000	188,426	188,426	187,558	188,426
Federal Commodity Distribution	1,170,005	1,362,785	1,680,230	1,886,000	1,886,000	1,895,019	1,896,658
Feeding America	30,618	2,137	30,000	30,000	30,000	30,000	30,000
Fresh 2 U	75,000	-	-	-	-	-	-
GCP Action Center	-	-	27,858	25,000	25,000	25,000	25,000
Community Prog/Emergency Food	1,299,825	1,390,885	1,200,596	1,298,006	1,298,006	1,330,856	1,338,312
Head Start	12,017,661	12,559,049	12,767,162	13,437,465	13,437,465	13,599,024	13,958,965
HS-Great Start	426,300	426,300	426,300	426,300	426,300	435,184	435,184
Home Delivered Meals	3,242,910	3,327,104	3,553,447	3,332,270	3,332,270	3,363,804	3,368,511
Home Injury Control/Chore AAA	321,799	366,363	318,830	338,366	338,366	344,447	346,229
LIHEAP	338,461	350,364	513,185	514,001	514,001	517,458	518,931
LIHEAP-Deliverable Fuels	2,738	3,825	-	-	-	-	-
Macomb Food Program	3,234,283	2,915,579	3,250,306	3,265,671	3,265,671	3,267,545	3,267,962
MAE MEAP (LIHEAP)	-	398,900	-	-	-	-	-
MEAP LIEF	525,586	289,100	336,325	250,000	250,000	250,000	250,000
MITIGATION - TEFAP	-	-	386,453	30,000	30,000	30,000	30,000
Office of Senior Services	765,924	955,369	912,368	937,055	937,055	954,298	957,444
Senior Citizens Chore-Cities	157,628	179,375	205,782	245,674	245,674	250,218	251,570
Senior Citizens Nutrition	731,467	774,573	847,781	837,825	837,825	847,172	848,162
Sterling Heights Repair	23,778	31,388	30,000	30,000	30,000	30,000	30,000
Special Projects-Home Preservation	99,127	34,429	178,200	185,000	185,000	185,000	185,000
SSVF Veterans	156,311	-	56,399	58,000	58,000	58,000	58,000
Transportation	774,224	791,390	748,301	769,958	769,958	787,387	788,934
UWSEM sys int / DTE LSP	137,371	161,649	100,000	100,000	100,000	100,000	100,000
Vic Wertz Warehouse	54,513	48,288	55,150	56,600	56,600	56,600	56,600
Water Residential Assistance Prog	129,259	154,641	422,928	300,000	300,000	300,000	300,000
Weatherization-Home Preservation/Energy	713,580	702,381	960,643	931,344	931,344	938,842	941,947
WFW-Weatherization	42,287	10,794	15,000	15,000	15,000	15,000	15,000
MCA-Non Federal	107,723	-	-	128,498	128,498	128,498	128,498
Total	\$ 30,653,976	\$ 30,612,145	\$ 32,722,755	\$ 33,269,200	\$ 33,269,200	\$ 33,587,100	\$ 33,866,400

MACOMB COUNTY, MICHIGAN
Special Revenue Fund Detail by Category

DEPARTMENT	FUND	FUNCTION
CIRCUIT COURT	FRIEND OF THE COURT	JUDICIAL

MISSION STATEMENT:

The Friend of the Court serves the Sixteenth Judicial Circuit in the enforcement of all support and alimony orders entered by the court. Our mission is to serve the public by providing a fair, expeditious, and impartial forum for the resolution of civil and criminal matters through the rule of law.

	Year ended September 30,						
	Audited		Budgeted				
	2017 Actual	2018 Actual	2019 Amended	2020 Adopted 12/04/19	2020 Amended 12/19/19	2021 Forecasted	2022 Forecasted
Revenues:							
Intergovernmental	\$ 7,170,701	\$ 7,089,360	\$ 7,524,672	\$ 8,247,500	\$ 8,247,500	\$ 8,372,500	\$ 8,503,100
Charges for Services	762,648	797,496	740,000	740,000	740,000	740,000	740,000
Reimbursements	13	253	-	-	-	-	-
Total Revenues	7,933,362	7,887,109	8,264,672	8,987,500	8,987,500	9,112,500	9,243,100
Expenditures:							
Personnel	8,066,983	7,874,054	8,713,822	9,040,800	9,040,800	9,284,800	9,539,300
Supplies & Services	96,111	96,012	158,300	157,400	157,400	157,400	157,400
Conferences & Training	13,180	13,432	45,750	48,700	48,700	48,700	48,700
Repairs & Maintenance	46,344	54,603	72,500	72,400	72,400	72,400	72,400
Vehicle Operations	15,009	15,110	18,000	18,000	18,000	18,000	18,000
Contract Services	563,932	633,957	686,250	690,000	690,000	690,000	690,000
Internal Services	1,192,452	1,436,036	1,544,722	2,557,600	2,557,600	2,563,600	2,570,400
Capital Outlay	22,960	906	65,000	65,000	65,000	65,000	65,000
Total Expenditures	10,016,971	10,124,110	11,304,344	12,649,900	12,649,900	12,899,900	13,161,200
Revenues Over (Under) Expenditures	(2,083,609)	(2,237,001)	(3,039,672)	(3,662,400)	(3,662,400)	(3,787,400)	(3,918,100)
Other Financing Sources (Uses):							
Transfers in - General Fund	2,385,173	2,303,353	3,039,672	3,662,400	3,662,400	3,787,400	3,918,100
Total Other Financing Sources (Uses):	2,385,173	2,303,353	3,039,672	3,662,400	3,662,400	3,787,400	3,918,100
Net Increase (Decrease) in Fund Balance	301,564	66,352	-	-	-	-	-
Fund Balance, Beginning of Year	(735,359)	(433,795)	(367,443)	(367,443)	(367,443)	(367,443)	(367,443)
Fund Balance, End of Year	\$ (433,795)	\$ (367,443)	\$ (367,443)	\$ (367,443)	\$ (367,443)	\$ (367,443)	\$ (367,443)

MACOMB COUNTY, MICHIGAN
Special Revenue Fund Detail by Category

DEPARTMENT	FUND	FUNCTION
CIRCUIT COURT	FRIEND OF THE COURT	JUDICIAL

MISSION STATEMENT:

The Friend of the Court serves the Sixteenth Judicial Circuit in the enforcement of all support and alimony orders entered by the court. Our mission is to serve the public by providing a fair, expeditious, and impartial forum for the resolution of civil and criminal matters through the rule of law.

POSITION TYPE	Year ended September 30,						
	Audited		Budgeted				
	2017 Actual	2018 Actual	2019 Amended	2020 Adopted	2020 Amended	2021 Forecasted	2022 Forecasted
Administration:							
Managers & Supervisors	5.5	8.5	8.5	8.5	8.5	8.5	8.5
Professional Support	19.0	19.0	20.0	20.0	20.0	20.0	20.0
Clerical Staff	39.5	35.0	34.0	34.0	34.0	34.0	34.0
	64.0	62.5	62.5	62.5	62.5	62.5	62.5
Act 215 Fund:							
Professional Support	7.0	7.0	7.0	7.0	7.0	7.0	7.0
Clerical Staff	8.0	8.0	8.0	8.0	8.0	8.0	8.0
	15.0	15.0	15.0	15.0	15.0	15.0	15.0
Coop Reimbursement:							
Managers & Supervisors	1.0	1.0	1.0	1.0	1.0	1.0	1.0
Professional Support	10.0	10.0	10.0	10.0	10.0	10.0	10.0
Clerical Staff	18.0	18.0	18.0	18.0	18.0	18.0	18.0
	29.0	29.0	29.0	29.0	29.0	29.0	29.0
Total Position Count	108.0	106.5	106.5	106.5	106.5	106.5	106.5

EXPENDITURES BY SERVICE

Administration	\$ 6,682,398	\$ 6,851,526	\$ 7,489,074	\$ 8,674,500	\$ 8,674,500	\$ 8,827,100	\$ 8,991,800
Act 215 Fund	1,182,377	1,163,074	1,248,730	1,297,400	1,297,400	1,330,000	1,363,600
Coop Reimbursement	2,035,978	2,070,514	2,421,540	2,533,000	2,533,000	2,597,800	2,660,800
Medical Support Incentive	16,653	29,996	130,000	130,000	130,000	130,000	130,000
Non-reimbursable costs	8,250	9,000	15,000	15,000	15,000	15,000	15,000
Non Contract Activity	91,315	-	-	-	-	-	-
Total	\$ 10,016,971	\$ 10,124,110	\$ 11,304,344	\$ 12,649,900	\$ 12,649,900	\$ 12,899,900	\$ 13,161,200

MACOMB COUNTY, MICHIGAN
Special Revenue Fund Detail by Category

DEPARTMENT	FUND	FUNCTION
HEALTH DEPARTMENT	HEALTH GRANTS	HEALTH & WELFARE

MISSION STATEMENT:

In partnership with the communities we serve, our mission is to protect and promote the health and well-being of all those who live, work and play in Macomb County.

	Year ended September 30,						
	Audited		Budgeted				
	2017 Actual	2018 Actual	2019 Amended	2020 Adopted 12/04/19	2020 Amended 12/19/19	2021 Forecasted	2022 Forecasted
Revenues:							
Intergovernmental	\$ 4,087,895	\$ 4,262,877	\$ 5,219,442	\$ 5,230,800	\$ 5,230,800	\$ 5,039,100	\$ 5,039,100
Charges for Services	1,422,171	700,790	573,775	587,000	587,000	587,000	587,000
Reimbursements	38	13	-	-	-	-	-
Other Revenue	4,013	3,267	4,000	3,700	3,700	3,700	3,700
Total Revenues	5,514,117	4,966,947	5,797,217	5,821,500	5,821,500	5,629,800	5,629,800
Expenditures:							
Personnel	3,499,578	3,762,549	4,337,062	4,645,100	4,645,100	4,785,000	4,984,100
Supplies & Services	377,068	423,654	809,939	668,400	668,400	627,100	627,100
Conferences & Training	10,736	29,295	54,020	58,900	58,900	57,200	57,200
Repairs & Maintenance	34,583	8,225	9,397	8,000	8,000	8,000	8,000
Vehicle Operations	2,988	-	4,500	1,300	1,300	1,300	1,300
Contract Services	966,399	943,788	1,178,105	1,140,300	1,140,300	1,031,000	1,031,000
Internal Services	1,554,433	1,769,292	1,883,703	1,849,500	1,849,500	1,814,900	1,818,500
Capital Outlay	33,903	50,092	91,724	19,300	19,300	8,300	8,300
Total Expenditures	6,479,688	6,986,895	8,368,450	8,390,800	8,390,800	8,332,800	8,535,500
Revenues Over (Under) Expenditures	(965,571)	(2,019,948)	(2,571,233)	(2,569,300)	(2,569,300)	(2,703,000)	(2,905,700)
Other Financing Sources (Uses):							
Transfers in - General Fund	1,555,864	1,780,684	2,255,535	2,339,200	2,339,200	2,473,000	2,663,900
Total Other Financing Sources (Uses):	1,555,864	1,780,684	2,255,535	2,339,200	2,339,200	2,473,000	2,663,900
Net Increase (Decrease) in Fund Balance	590,293	(239,264)	(315,698)	(230,100)	(230,100)	(230,000)	(241,800)
Fund Balance, Beginning of Year	2,240,585	2,830,878	2,591,614	2,275,916	2,275,916	2,045,816	1,815,816
Fund Balance, End of Year	\$ 2,830,878	\$ 2,591,614	\$ 2,275,916	\$ 2,045,816	\$ 2,045,816	\$ 1,815,816	\$ 1,574,016

MACOMB COUNTY, MICHIGAN
Special Revenue Fund Detail by Category

DEPARTMENT	FUND	FUNCTION
HEALTH DEPARTMENT	HEALTH GRANTS	HEALTH & WELFARE

MISSION STATEMENT:

In partnership with the communities we serve, our mission is to protect and promote the health and well-being of all those who live, work and play in Macomb County.

POSITION TYPE	Year ended September 30,						
	Audited		Budgeted				
	2017 Actual	2018 Actual	2019 Amended	2020 Adopted	2020 Amended	2021 Forecasted	2022 Forecasted
Community Water Supply:							
Professional Support	0.5	0.5	0.5	0.5	0.5	0.5	0.5
	0.5	0.5	0.5	0.5	0.5	0.5	0.5
Venereal Disease:							
Professional Support	3.0	3.0	3.0	3.0	3.0	3.0	3.0
	3.0	3.0	3.0	3.0	3.0	3.0	3.0
Women/Infants/Children:							
Professional Support	19.0	19.0	19.0	21.0	21.0	21.0	21.0
Clerical Staff	4.0	4.0	4.0	4.0	4.0	4.0	4.0
	23.0	23.0	23.0	25.0	25.0	25.0	25.0
Aids Testing:							
Professional Support	5.5	5.5	6.5	6.5	6.5	6.5	6.5
	5.5	5.5	6.5	6.5	6.5	6.5	6.5
CSCHS/Outreach:							
Managers & Supervisors	-	1.0	1.0	1.0	1.0	1.0	1.0
Professional Support	3.5	4.5	4.5	5.0	5.0	5.0	5.0
Clerical Staff	3.0	3.0	3.0	2.0	2.0	2.0	2.0
	6.5	8.5	8.5	8.0	8.0	8.0	8.0
MCH Block Grants							
Managers & Supervisors	1.0	1.0	1.0	1.0	1.0	1.0	1.0
Professional Support	1.0	1.0	1.0	1.0	1.0	1.0	1.0
	2.0	2.0	2.0	2.0	2.0	2.0	2.0
Health Immunization:							
Professional Support	4.5	4.5	4.5	4.5	4.5	4.5	4.5
Clerical Staff	1.0	1.0	4.0	4.0	4.0	4.0	4.0
	5.5	5.5	8.5	8.5	8.5	8.5	8.5
Family Planning:							
Managers & Supervisors	1.0	1.0	1.0	1.0	1.0	1.0	1.0
Professional Support	9.0	9.0	9.0	9.0	9.0	9.0	9.0
Clerical Staff	1.0	1.0	1.0	1.0	1.0	1.0	1.0
	11.0	11.0	11.0	11.0	11.0	11.0	11.0

MACOMB COUNTY, MICHIGAN
Special Revenue Fund Detail by Category

DEPARTMENT	FUND	FUNCTION
HEALTH DEPARTMENT	HEALTH GRANTS	HEALTH & WELFARE

MISSION STATEMENT:

In partnership with the communities we serve, our mission is to protect and promote the health and well-being of all those who live, work and play in Macomb County.

POSITION TYPE (cont.)	Year ended September 30,						
	Audited		Budgeted				
	2017 Actual	2018 Actual	2019 Amended	2020 Adopted	2020 Amended	2021 Forecasted	2022 Forecasted
Emergency Preparedness:							
Clerical Staff	1.0	1.0	-	-	-	-	-
	1.0	1.0	-	-	-	-	-
Total Position Count	58.0	60.0	63.0	64.5	64.5	64.5	64.5

EXPENDITURES BY SERVICE

Administration	\$ 35,280	\$ -	\$ -	\$ -	\$ -	\$ -	\$ -
West Nile Virus Survey	6,712	8,000	10,787	10,000	10,000	10,000	10,000
Medical Marijuana	-	-	294,562	294,600	294,600	294,600	294,600
Hepatitis C Survey & Prevention	-	-	72,134	72,000	72,000	-	-
Non Community Water Supply	29,530	21,588	48,092	50,300	50,300	51,100	52,000
Venereal Disease	396,142	380,347	433,540	438,300	438,300	446,400	459,000
Women/Infants/Children (WIC)	2,316,136	2,430,095	2,540,352	2,833,800	2,833,800	2,892,300	2,986,800
Cleansweep Program	18,000	28,024	18,000	18,000	18,000	18,000	18,000
HIV Testing	357,811	391,170	452,514	457,300	457,300	466,300	480,100
CSCHS/Outreach	680,199	711,879	972,640	997,900	997,900	1,025,600	1,055,800
MCH Block Grant (enabling children)	-	112,893	125,647	126,100	126,100	129,800	132,000
Infant Safe Sleep	22,500	22,500	22,500	22,500	22,500	22,500	22,500
Opioid Response	-	-	100,000	-	-	-	-
CSCHS Family Center	450	-	-	-	-	-	-
GDAHC Grant	39,277	44,512	-	-	-	-	-
Harm Reduction	-	-	50,000	50,000	50,000	50,000	50,000
Immunization	443,929	496,997	454,365	471,000	471,000	487,200	502,700
MCH Block Grant (enabling women)	213,046	148,983	174,132	168,600	168,600	170,600	172,600
Family Planning	1,111,929	1,260,148	1,382,196	1,321,800	1,321,800	1,345,000	1,376,000
WIC Breastfeeding	86,941	175,624	167,597	167,900	167,900	167,900	167,900
Vector borne Surv	-	-	8,125	8,100	8,100	-	-
Zika Virus	17,725	-	-	-	-	-	-
Emergency Preparedness	266,573	237,842	325,695	313,800	313,800	302,800	302,800
NAACHO MRC Capacity	3,739	-	-	-	-	-	-
CRI	171,131	156,346	213,287	204,100	204,100	204,100	204,100
MCH Assess	15,000	-	-	-	-	-	-
EBOLA	21,304	-	-	-	-	-	-
Volunteer Reception Center	6,000	-	-	-	-	-	-
Hepatitis A Response	-	153,375	125,000	-	-	-	-
HIV Data to Care	-	20,354	72,838	72,900	72,900	72,900	72,900
Medicaid Outreach	220,334	123,099	187,740	105,700	105,700	105,700	105,700
Opioid Emer Response	-	-	15,000	-	-	-	-
LHD WIC Share	-	-	70,000	70,000	70,000	70,000	70,000
Safer Opioid Data Collection	-	63,119	31,707	-	-	-	-
Local Opioid Response	-	-	-	50,000	50,000	-	-
Child Lead Exposure	-	-	-	66,100	66,100	-	-
Total	\$ 6,479,688	\$ 6,986,895	\$ 8,368,450	\$ 8,390,800	\$ 8,390,800	\$ 8,332,800	\$ 8,535,500

MACOMB COUNTY, MICHIGAN
Special Revenue Fund Detail by Category

DEPARTMENT	FUND	FUNCTION
CIRCUIT COURT	MICHIGAN INDIGENT DEFENSE COMMISSION	JUDICIAL

MISSION STATEMENT:

The mission of the Michigan Indigent Defense Commission is to ensure the state's public defense is fair, cost-effective and constitutional while simultaneously protecting public safety and accountability.

	Year Ended September 30,						
	Audited		Budgeted				
	2017 Actual	2018 Actual	2019 Amended	2020 Adopted 12/04/19	2020 Amended 12/19/19	2021 Forecasted	2022 Forecasted
Revenues:							
Intergovernmental	\$ -	\$ -	\$ 2,568,527	\$ 3,670,500	\$ 3,670,500	\$ 3,544,400	\$ 3,544,400
Reimbursements	-	-	868,000	868,000	868,000	868,000	868,000
Total Revenues	-	-	3,436,527	4,538,500	4,538,500	4,412,400	4,412,400
Expenditures:							
Personnel	-	-	530,464	871,400	871,400	871,000	870,600
Supplies & Services	-	-	5,409,989	5,966,200	5,966,200	5,966,200	5,966,200
Conferences & Training	-	-	148,200	138,100	138,100	138,100	138,100
Internal Services	-	-	11,461	16,600	16,600	17,000	17,400
Capital Outlay	-	-	84,163	129,100	129,100	3,000	3,000
Total Expenditures	-	-	6,184,277	7,121,400	7,121,400	6,995,300	6,995,300
Revenues Over (Under) Expenditures	-	-	(2,747,750)	(2,582,900)	(2,582,900)	(2,582,900)	(2,582,900)
Other Financing Sources (Uses):							
Transfers in - General Fund	-	-	2,747,750	2,582,900	2,582,900	2,582,900	2,582,900
Total Other Financing Sources (Uses):	-	-	2,747,750	2,582,900	2,582,900	2,582,900	2,582,900
Net Increase (Decrease) in Fund Balance	-	-	-	-	-	-	-
Fund Balance, Beginning of Year	-	-	-	-	-	-	-
Fund Balance, End of Year	\$ -	\$ -	\$ -	\$ -	\$ -	\$ -	\$ -
POSITION TYPE							
Managers & Supervisors	-	-	-	1.0	1.0	1.0	1.0
Professional Support	-	-	4.5	6.5	6.5	6.5	6.5
Clerical Staff	-	-	-	2.0	2.0	2.0	2.0
Total Position Count	-	-	4.5	9.5	9.5	9.5	9.5

MACOMB COUNTY, MICHIGAN
Special Revenue Fund Detail by Category

DEPARTMENT	FUND	FUNCTION
COOPERATIVE EXTENSION	MSUE GRANT PROGRAMS	HEALTH & WELFARE

MISSION STATEMENT:

Michigan State University Extension (MSUE) helps people improve their lives through an educational process that applies knowledge to critical issues, needs and opportunities.

	Year ended September 30,						
	Audited		Budgeted				
	2017 Actual	2018 Actual	2019 Amended	2020 Adopted 12/04/19	2020 Amended 12/19/19	2021 Forecasted	2022 Forecasted
Expenditures:							
Supplies & Services	\$ 450	\$ 87	\$ 1,600	\$ 2,000	\$ 2,000	\$ 2,000	\$ 2,000
Contract Services	7,210	18,539	21,000	10,800	10,800	6,000	6,000
Internal Services	-	-	-	7,600	7,600	7,600	7,600
Total Expenditures	<u>7,660</u>	<u>18,626</u>	<u>22,600</u>	<u>20,400</u>	<u>20,400</u>	<u>15,600</u>	<u>15,600</u>
Revenues Over (Under) Expenditures	<u>(7,660)</u>	<u>(18,626)</u>	<u>(22,600)</u>	<u>(20,400)</u>	<u>(20,400)</u>	<u>(15,600)</u>	<u>(15,600)</u>
Other Financing Sources (Uses):							
Transfers out	-	(4,265)	-	-	-	-	-
Total Other Financing Sources (Uses):	<u>-</u>	<u>(4,265)</u>	<u>-</u>	<u>-</u>	<u>-</u>	<u>-</u>	<u>-</u>
Net Increase (Decrease) in Fund Balance	(7,660)	(22,891)	(22,600)	(20,400)	(20,400)	(15,600)	(15,600)
Fund Balance, Beginning of Year	259,092	251,432	228,541	205,941	205,941	185,541	169,941
Fund Balance, End of Year	<u>\$ 251,432</u>	<u>\$ 228,541</u>	<u>\$ 205,941</u>	<u>\$ 185,541</u>	<u>\$ 185,541</u>	<u>\$ 169,941</u>	<u>\$ 154,341</u>
EXPENDITURES BY SERVICE							
Early On	\$ -	\$ 4,265	\$ -	\$ -	\$ -	\$ -	\$ -
Gypsy Moth Suppression	-	236	5,600	15,600	15,600	15,600	15,600
MSHDA Foreclosure	833	9,889	17,000	4,800	4,800	-	-
MSU Housing-MSHDA	6,825	1,269	-	-	-	-	-
NSP	-	7,232	-	-	-	-	-
WIC	2	-	-	-	-	-	-
Total	<u>\$ 7,660</u>	<u>\$ 22,891</u>	<u>\$ 22,600</u>	<u>\$ 20,400</u>	<u>\$ 20,400</u>	<u>\$ 15,600</u>	<u>\$ 15,600</u>

MACOMB COUNTY, MICHIGAN
Special Revenue Fund Detail by Category

DEPARTMENT	FUND	FUNCTION
PROSECUTING ATTORNEY	PROSECUTING ATTORNEY GRANTS	JUDICIAL

MISSION STATEMENT:

The Prosecutors federal division (CRP) is to establish paternity and obtain child support court orders or enforce child support orders for all actions over which it has jurisdiction. The focus of the Victim Witness program is to implement the requirements of the William Regenmorter Crime Victims Rights Act, P.A. 87 of 1985.

	Year ended September 30,						
	Audited		Budgeted				
	2017 Actual	2018 Actual	2019 Amended	2020 Adopted 12/04/19	2020 Amended 12/19/19	2021 Forecasted	2022 Forecasted
Revenues:							
Intergovernmental	\$ 1,463,444	\$ 1,460,625	\$ 1,665,718	\$ 2,353,700	\$ 2,353,700	\$ 2,376,700	\$ 2,397,500
Charges for Services	37,511	38,662	46,695	45,300	45,300	45,300	45,300
Total Revenues	<u>1,500,955</u>	<u>1,499,287</u>	<u>1,712,413</u>	<u>2,399,000</u>	<u>2,399,000</u>	<u>2,422,000</u>	<u>2,442,800</u>
Expenditures:							
Personnel	2,142,597	1,977,311	2,045,362	2,506,600	2,506,600	2,562,400	2,615,700
Supplies & Services	101,142	98,742	132,451	206,700	206,700	202,900	198,900
Conferences & Training	15,973	4,685	13,750	20,700	20,700	20,700	20,700
Repairs & Maintenance	773	457	2,477	2,100	2,100	2,100	2,100
Contract Services	12,452	17,579	69,500	69,500	69,500	69,500	69,500
Internal Services	225,805	230,959	253,553	323,900	323,900	324,600	325,100
Capital Outlay	18,218	9,316	11,000	99,200	99,200	82,300	65,100
Total Expenditures	<u>2,516,960</u>	<u>2,339,049</u>	<u>2,528,093</u>	<u>3,228,700</u>	<u>3,228,700</u>	<u>3,264,500</u>	<u>3,297,100</u>
Revenues Over (Under) Expenditures	<u>(1,016,005)</u>	<u>(839,762)</u>	<u>(815,680)</u>	<u>(829,700)</u>	<u>(829,700)</u>	<u>(842,500)</u>	<u>(854,300)</u>
Other Financing Sources (Uses):							
Transfers in - General Fund	1,016,763	753,324	815,680	829,700	829,700	842,500	854,300
Total Other Financing Sources (Uses):	<u>1,016,763</u>	<u>753,324</u>	<u>815,680</u>	<u>829,700</u>	<u>829,700</u>	<u>842,500</u>	<u>854,300</u>
Net Increase (Decrease) in Fund Balance	758	(86,438)	-	-	-	-	-
Fund Balance, Beginning of Year	<u>(165,182)</u>	<u>(164,424)</u>	<u>(250,862)</u>	<u>(250,862)</u>	<u>(250,862)</u>	<u>(250,862)</u>	<u>(250,862)</u>
Fund Balance, End of Year	<u>\$ (164,424)</u>	<u>\$ (250,862)</u>	<u>\$ (250,862)</u>	<u>\$ (250,862)</u>	<u>\$ (250,862)</u>	<u>\$ (250,862)</u>	<u>\$ (250,862)</u>

MACOMB COUNTY, MICHIGAN
Special Revenue Fund Detail by Category

DEPARTMENT	FUND	FUNCTION
PROSECUTING ATTORNEY	PROSECUTING ATTORNEY GRANTS	JUDICIAL

MISSION STATEMENT:

The Prosecutors federal division (CRP) is to establish paternity and obtain child support court orders or enforce child support orders for all actions over which it has jurisdiction. The focus of the Victim Witness program is to implement the requirements of the William Regenmorter Crime Victims Rights Act, P.A. 87 of 1985.

POSITION TYPE	Year ended September 30,						
	Audited		Budgeted				
	2017 Actual	2018 Actual	2019 Amended	2020 Adopted	2020 Amended	2021 Forecasted	2022 Forecasted
PA Coop Reimbursement:							
Professional Support	7.0	7.0	7.0	7.0	7.0	7.0	7.0
Clerical Staff	8.0	8.5	8.5	8.5	8.5	8.5	8.5
	15.0	15.5	15.5	15.5	15.5	15.5	15.5
Victim Witness Rights:							
Managers & Supervisors	1.0	1.0	1.0	1.0	1.0	1.0	1.0
Professional Support	2.5	2.5	2.5	7.0	7.0	7.0	7.0
Clerical Staff	1.5	1.5	1.5	2.5	2.5	2.5	2.5
	5.0	5.0	5.0	10.5	10.5	10.5	10.5
Domestic Violence (VOCA):							
Professional Support	2.0	2.5	2.5	2.5	2.5	2.5	2.5
	2.0	2.5	2.5	2.5	2.5	2.5	2.5
Anti Drug Abuse:							
Professional Support	2.0	-	-	-	-	-	-
	2.0	-	-	-	-	-	-
Auto Theft Prosecution:							
Professional Support	1.0	1.0	1.0	1.0	1.0	1.0	1.0
	1.0	1.0	1.0	1.0	1.0	1.0	1.0
Total Position Count	25.0	24.0	24.0	29.5	29.5	29.5	29.5
EXPENDITURES BY SERVICE							
PA Coop Reimbursement	\$ 1,473,743	\$ 1,586,607	\$ 1,724,978	\$ 1,781,100	\$ 1,781,100	\$ 1,813,900	\$ 1,843,200
Victim Witness	378,741	384,439	409,502	1,059,900	1,059,900	1,059,900	1,060,200
Domestic Violence (VOCA)	187,556	193,310	228,035	226,600	226,600	226,600	226,600
Anti Drug Abuse	293,891	-	-	-	-	-	-
Auto Theft Prosecution	162,276	174,693	165,578	161,100	161,100	164,100	167,100
Non Contract Activity	20,753	-	-	-	-	-	-
Total	\$ 2,516,960	\$ 2,339,049	\$ 2,528,093	\$ 3,228,700	\$ 3,228,700	\$ 3,264,500	\$ 3,297,100

MACOMB COUNTY, MICHIGAN
Special Revenue Fund Detail by Category

DEPARTMENT	FUND	FUNCTION
DEPARTMENT OF ROADS	ROADS	PUBLIC WORKS

MISSION STATEMENT:

The Macomb County Department of Roads is dedicated to providing the public with a quality county road system, with a focus on safety and convenience for motorists and the community, environmental responsibility, and financial accountability.

	Year ended September 30,						
	Audited		Budgeted				
	2017 Actual	2018 Actual	2019 Amended	2020 Adopted 12/04/19	2020 Amended 12/19/19	2021 Forecasted	2022 Forecasted
Revenues:							
Licenses & Permits	\$ 707,846	\$ 941,109	\$ 822,200	\$ 823,700	\$ 823,700	\$ 823,700	\$ 823,700
Intergovernmental	82,256,764	95,126,116	137,481,914	143,351,600	143,351,600	147,966,800	149,895,100
Charges for Services	1,744,541	1,900,557	2,117,500	2,117,500	2,117,500	2,117,500	2,117,500
Investment Income	478,700	1,218,861	453,613	1,118,300	1,118,300	1,115,000	1,013,000
Other Revenue	354,946	516,442	272,850	272,900	272,900	272,800	272,900
Total Revenues	<u>85,542,797</u>	<u>99,703,085</u>	<u>141,148,077</u>	<u>147,684,000</u>	<u>147,684,000</u>	<u>152,295,800</u>	<u>154,122,200</u>
Expenditures:							
Personnel	29,939,650	31,160,018	35,290,798	36,914,500	36,914,500	37,743,700	38,624,100
Supplies & Services	1,564,310	1,275,576	2,380,631	2,409,100	2,409,100	2,449,500	2,529,500
Conferences & Training	82,223	67,088	189,344	194,700	194,700	193,600	193,600
Utilities	598,458	614,711	704,450	719,000	719,000	719,000	719,000
Repairs & Maintenance	318,429	304,325	553,400	553,400	553,400	558,400	558,400
Road Construction & Maintenance	41,071,664	43,877,822	100,237,960	95,327,900	95,327,900	90,039,500	91,289,500
Vehicle Operations	1,140,101	1,480,693	2,461,950	2,462,000	2,462,000	2,462,000	2,462,000
Contract Services	3,516,557	3,297,020	4,939,950	11,943,400	11,943,400	18,098,400	18,098,400
Capital Outlay	3,397,897	4,659,815	16,734,191	7,625,800	7,625,800	3,004,500	3,000,000
Debt Service - Principal	-	-	-	-	-	-	-
Debt Service - Interest and fees	-	-	-	-	-	-	-
Unallocated Reduction	-	-	-	-	-	-	-
Total Expenditures	<u>81,629,289</u>	<u>86,737,068</u>	<u>163,492,674</u>	<u>158,149,800</u>	<u>158,149,800</u>	<u>155,268,600</u>	<u>157,474,500</u>
Revenues Over (Under) Expenditures	<u>3,913,508</u>	<u>12,966,017</u>	<u>(22,344,597)</u>	<u>(10,465,800)</u>	<u>(10,465,800)</u>	<u>(2,972,800)</u>	<u>(3,352,300)</u>
Other Financing Sources (Uses):							
Transfers in - Other Funds	-	4,051,233	-	-	-	-	-
Transfers -Trails (Investment Income)	(457,029)	(1,738,659)	-	-	-	-	-
Total Other Financing Sources (Uses):	<u>(457,029)</u>	<u>2,312,574</u>	<u>-</u>	<u>-</u>	<u>-</u>	<u>-</u>	<u>-</u>
Net Increase (Decrease) in Fund Balance	3,456,479	15,278,591	(22,344,597)	(10,465,800)	(10,465,800)	(2,972,800)	(3,352,300)
Fund Balance, Beginning of Year	<u>63,385,652</u>	<u>66,842,131</u>	<u>82,120,722</u>	<u>59,776,125</u>	<u>59,776,125</u>	<u>49,310,325</u>	<u>46,337,525</u>
Fund Balance, End of Year	<u>\$ 66,842,131</u>	<u>\$ 82,120,722</u>	<u>\$ 59,776,125</u>	<u>\$ 49,310,325</u>	<u>\$ 49,310,325</u>	<u>\$ 46,337,525</u>	<u>\$ 42,985,225</u>
POSITION TYPE							
Managers & Supervisors	35.0	35.0	35.0	36.0	36.0	36.0	36.0
Professional Support	214.0	214.0	217.0	218.0	218.0	218.0	218.0
Clerical Staff	16.0	16.0	17.0	18.0	18.0	18.0	18.0
Total Position Count	<u>265.0</u>	<u>265.0</u>	<u>269.0</u>	<u>272.0</u>	<u>272.0</u>	<u>272.0</u>	<u>272.0</u>

MACOMB COUNTY, MICHIGAN
Special Revenue Fund Detail by Category

DEPARTMENT	FUND	FUNCTION
DEPARTMENT OF ROADS	ROADS	PUBLIC WORKS

MISSION STATEMENT:

The Macomb County Department of Roads is dedicated to providing the public with a quality county road system, with a focus on safety and convenience for motorists and the community, environmental responsibility, and financial accountability.

PROJECT	LIMIT	WORK	2020 Road Construction
LOCAL:			
2020 Local Bridge Inspection	Countywide	Inspections	\$ 75,000
2020 Limestone Program (Gravel Roads)	Countywide	Limestone	1,750,000
2019 Pavement Preservation (carryover)	Countywide	Resurfacing	500,000
2020 Pavement Preservation	Countywide	Resurfacing	2,500,000
2019 Subdivision Reconstruction (carryover)	Countywide	Reconst subdivision streets	1,500,000
2020 Subdivision Reconstruction	Countywide	Reconst subdivision streets	3,296,000
22 Mile Bridge	Gloede Drain	Bridge replacement	945,000
27 Mile Drain	Yates Drain	Culvert replacement	750,000
Riverbend Park (carryover)	Non-motorized	Construct path	517,600
Riverbend Park	Non-motorized	Construct path	576,500
Garfield Rd Extension	22 Mile to 23 Mile	Construct new road	2,002,000
Shelby Local Roads	Various	Resurfacing	2,500,000
Hike/Bike - various	Non-motorized	Construct path	1,500,000
Hike/Bike - Bruce Twp	Non-motorized	Construct path	133,100
Sub-total			18,545,200
PRIMARY:			
Mound Road	I-696 to M-59	Reconstruct	6,550,000
Romeo Plank Rd (carry over)	at 25 Mile Road	Construct Roundabout	750,000
23 Mile Road (carryover)	North Ave to Card Rd	Reconstruct and widen	6,500,000
10 Mile Road	I-94 to Kelly Rd	Rehabilitation	1,125,000
Dequindre Road	W.Utica to Auburn Rd.	Reconstruct and widen	800,000
NB Mound Road	S. of 15 Mile	Construct left turn lane	247,667
Rural Pavement Preservation Program	Countywide	Resurface	358,600
Schoenherr Road	N of Plumbrook to Clinton River	Rehabilitation	4,000,000
Schoenherr Road	N.of Clinton River to N.of 19 Mile	Rehabilitation	700,700
Cass Ave Bridge	@ N.Branch of Clinton River	Superstructure rehabilitation	1,706,000
Act 51 RRR	Countywide	Capital Preventative Maintenance	4,000,000
23 Mile Road	@ M-53	Improve ramps & intersection	2,850,000
Hayes Road	14 Mile Road to 15 Mile Road	Rehabilitation	1,883,750
Harper Ave	8 Mile Rd to 12 Mile Rd	Concrete repair	617,688
21 Mile Road	Heydenreich to Card Rd	Extend left turn lane	1,000,000
21 Mile Road (carryover)	Schoenherr to Garfield	Rehabilitation	2,375,000
14 Mile Road (carryover)	Dequindre to Ryan	Rehabilitation	2,750,000
10 Mile Road	Dequindre to Ryan	Rehabilitation	2,500,000
Garfield Road	19 Mile Road to M-59	Rehabilitation	3,563,000
Jefferson Avenue	SCS CTL to Shook Rd	Rehabilitation	3,144,700
Jefferson Avenue (carryover)	at Salt River	Replace bridge	500,000
Shelby Township Roads (carryover)	Shelby Twp	Rehabilitation	3,849,000
2020 Primary Road Bridges	Countywide	Capital Preventative Maintenance	750,000
2019 Pavement Preservation (carry over)	Countywide	Capital Preventative Maintenance	500,000
2020 PPP	Countywide	Capital Preventative Maintenance	2,500,000
2020 Primary Bridge Inspection	Countywide	Inspections	75,000
2020 MDOT Final Accounting	Countywide		100,000
Sub-total			55,696,105

MACOMB COUNTY, MICHIGAN
Special Revenue Fund Detail by Category

DEPARTMENT	FUND	FUNCTION
DEPARTMENT OF ROADS	ROADS	PUBLIC WORKS

MISSION STATEMENT:

The Macomb County Department of Roads is dedicated to providing the public with a quality county road system, with a focus on safety and convenience for motorists and the community, environmental responsibility, and financial accountability.

PROJECT	LIMIT	WORK	2020 Road Construction
TRAFFIC:			
2020 LED Retrofit			360,000
2020 Signal Modernizations			1,080,000
2020 New Signals			510,000
2020 CMAQ	Traffic Operations Center - Operations		2,850,000
2020 CMAQ	Connected Vehicle RSU's and Travel Time Analytics		2,270,000
2020 Safety Project	Box Spans with Backplates in Sterling Hts		371,700
2020 Safety Project	Box Spans with Backplates in Warren		397,500
2020 Safety Project	50 Miles of Centerline Sinusoidal Rumble Strips		450,800
2020 Safety Project	Sign upgrades North Ave.		115,000
2021 CMAQ	Applications & design		100,000
2019 Safety Project	50 Miles of Centerline Sinusoidal Rumble Strips		468,000
2019 Safety Project	Backplates at 84 Locations		403,000
2019 Safety Project	Box Spans with Backplates at 8 Locations		397,000
2019 CMAQ	Connected Vehicle RSU's and Travel Time Analytics		2,656,000
2018 CMAQ	Connected Vehicle RSU's and Travel Time Analytics		950,000
2017 Safety Project	6 Locations along Garfield, 12 Mile Road, 23 Mile Road		50,000
2017 Safety Project	7 Locations along Van Dyke, Schoenherr, Hayes, Chesterfield		50,000
2017 Safety Project	6 Locations along Harper, 14 Mile Road, 18 Mile Road, 19 Mile Road, 24 Mile Road		50,000
2017 CMAQ	Communications Load Distribution		2,415,000
2017 CMAQ	Traffic Surveillance Cameras		120,000
2017 CMAQ	Advance Traffic Management System Software and Controllers		470,000
2016 CMAQ	Communications Load Distribution		<u>1,727,000</u>
	Sub-total		18,261,000
MAINTENANCE SUB-TOTAL			2,825,595
TOTAL ROAD CONSTRUCTION AND MAINTENANCE			<u>\$ 95,327,900</u>

MACOMB COUNTY, MICHIGAN
Special Revenue Fund Detail by Category

DEPARTMENT			FUND			FUNCTION		
SHERIFF			SHERIFF GRANTS			PUBLIC SAFETY		
MISSION STATEMENT:								
The Sheriff Department administers programs for drug-related offenses, auto theft apprehension and secondary road patrol in an effort to enforce the law and preserve the peace in Macomb County. "Determined to keep your trust. Working to keep you safe."								
Year ended September 30,								
	Audited		Budgeted					
	2017	2018	2019	2020	2020	2021	2022	
	Actual	Actual	Amended	Adopted 12/04/19	Amended 12/19/19	Forecasted	Forecasted	
Revenues:								
Intergovernmental	\$ 1,694,773	\$ 978,588	\$ 1,653,836	\$ 1,682,200	\$ 1,682,200	\$ 1,702,000	\$ 1,719,800	
Charges for Services	391,166	421,743	432,500	533,000	533,000	533,000	533,000	
Fines & Forfeitures	2,527	7,477	10,000	10,000	10,000	10,000	10,000	
Other Revenue	(42,664)	-	-	-	-	-	-	
Total Revenues	2,045,802	1,407,808	2,096,336	2,225,200	2,225,200	2,245,000	2,262,800	
Expenditures:								
Personnel	1,055,837	936,294	1,078,535	1,078,900	1,078,900	1,100,300	1,122,300	
Supplies & Services	961,852	1,017,531	1,124,481	1,281,000	1,281,000	1,281,000	1,281,000	
Conferences & Training	5,717	11,182	20,000	12,000	12,000	12,000	12,000	
Repairs & Maintenance	578	528	1,500	1,000	1,000	1,000	1,000	
Vehicle Operations	98,580	87,979	219,000	129,000	129,000	129,000	129,000	
Internal Services	17,787	16,766	45,568	147,900	147,900	148,400	148,800	
Capital Outlay	56,010	5,346	25,414	11,100	11,100	16,000	16,000	
Total Expenditures	2,196,361	2,075,626	2,514,498	2,660,900	2,660,900	2,687,700	2,710,100	
Revenues Over (Under) Expenditures	(150,559)	(667,818)	(418,162)	(435,700)	(435,700)	(442,700)	(447,300)	
Other Financing Sources (Uses):								
Transfers in - General Fund	456,580	325,578	418,162	410,700	410,700	417,700	422,300	
Transfers in - Other Funds	-	20,759	-	-	-	-	-	
Transfers out	-	(20,759)	-	-	-	-	-	
Total Other Financing Sources (Uses):	456,580	325,578	418,162	410,700	410,700	417,700	422,300	
Net Increase (Decrease) in Fund Balance	306,021	(342,240)	-	(25,000)	(25,000)	(25,000)	(25,000)	
Fund Balance, Beginning of Year	(100,370)	205,651	(136,589)	(136,589)	(136,589)	(161,589)	(186,589)	
Fund Balance, End of Year	\$ 205,651	\$ (136,589)	\$ (136,589)	\$ (161,589)	\$ (161,589)	\$ (186,589)	\$ (211,589)	

MACOMB COUNTY, MICHIGAN
Special Revenue Fund Detail by Category

DEPARTMENT	FUND	FUNCTION
SHERIFF	SHERIFF GRANTS	PUBLIC SAFETY

MISSION STATEMENT:

The Sheriff Department administers programs for drug-related offenses, auto theft apprehension and secondary road patrol in an effort to enforce the law and preserve the peace in Macomb County. "Determined to keep your trust. Working to keep you safe."

POSITION TYPE	Year ended September 30,						
	Audited		Budgeted				
	2017 Actual	2018 Actual	2019 Amended	2020 Adopted	2020 Amended	2021 Forecasted	2022 Forecasted
C.O.M.E.T.:							
Professional Support	1.0	-	-	-	-	-	-
	1.0	-	-	-	-	-	-
Macomb Auto Theft Squad:							
Managers & Supervisors	1.0	1.0	1.0	1.0	1.0	1.0	1.0
Professional Support	2.0	2.0	2.0	2.0	2.0	2.0	2.0
Clerical Staff	1.0	1.0	1.0	1.0	1.0	1.0	1.0
	4.0	4.0	4.0	4.0	4.0	4.0	4.0
Secondary Road Patrol:							
Professional Support	4.0	4.0	4.0	4.0	4.0	4.0	4.0
	4.0	4.0	4.0	4.0	4.0	4.0	4.0
Total Position Count	9.0	8.0	8.0	8.0	8.0	8.0	8.0
EXPENDITURES BY SERVICE							
C.O.M.E.T.	\$ 133,940	\$ -	\$ -	\$ -	\$ -	\$ -	\$ -
Bike & Pedestrian	-	1,737	-	-	-	-	-
OHSP Alcohol Enforcement	19,074	19,248	20,000	21,000	21,000	21,000	21,000
Macomb Auto Theft Squad	1,382,292	1,463,721	1,722,054	1,836,500	1,836,500	1,850,300	1,859,400
Secondary Road Patrol	481,089	429,359	587,465	609,600	609,600	622,600	635,900
Strategic Traffic Enforcement	171,665	182,320	184,979	193,800	193,800	193,800	193,800
Non Contract Activity	8,301	-	-	-	-	-	-
Total	\$ 2,196,361	\$ 2,096,385	\$ 2,514,498	\$ 2,660,900	\$ 2,660,900	\$ 2,687,700	\$ 2,710,100

MACOMB COUNTY, MICHIGAN
Special Revenue Fund Detail by Category

DEPARTMENT
VETERANS

FUND
VETERANS GRANT

FUNCTION
PUBLIC SAFETY

MISSION STATEMENT:

This grant from the State of Michigan is to assist veterans with financial literacy and tax preparation.

Year ended September 30,

	Audited		Budgeted				
	2017 Actual	2018 Actual	2019 Amended	2020 Adopted 12/04/19	2020 Amended 12/19/19	2021 Forecasted	2022 Forecasted
Revenues:							
Intergovernmental	\$ -	\$ -	\$ 220,843	\$ 200,000	\$ 200,000	\$ 200,000	\$ 200,000
Total Revenues	-	-	220,843	200,000	200,000	200,000	200,000
Expenditures:							
Personnel	-	-	64,515	26,600	26,600	27,100	27,700
Supplies & Services	-	-	91,529	123,000	123,000	122,500	121,900
Contract Services	-	-	44,050	30,000	30,000	30,000	30,000
Internal Services	-	-	749	400	400	400	400
Capital Outlay	-	-	20,000	20,000	20,000	20,000	20,000
Total Expenditures	-	-	220,843	200,000	200,000	200,000	200,000
Revenues Over (Under) Expenditures	-	-	-	-	-	-	-
Net Increase (Decrease) in Fund Balance	-	-	-	-	-	-	-
Fund Balance, Beginning of Year	-	-	-	-	-	-	-
Fund Balance, End of Year	\$ -	\$ -	\$ -	\$ -	\$ -	\$ -	\$ -
POSITION TYPE	2017 Actual	2018 Actual	2019 Amended	2020 Adopted	2020 Amended	2021 Forecasted	2022 Forecasted
Professional Support	-	-	1.5	0.5	0.5	0.5	0.5
Clerical Staff	-	-	0.5	0.5	0.5	0.5	0.5
Total Position Count	-	-	2.0	1.0	1.0	1.0	1.0

MACOMB COUNTY, MICHIGAN
Special Revenue Fund Detail by Category

DEPARTMENT	FUND	FUNCTION
671 - MARTHA T. BERRY MCF	291 - MARTHA T. BERRY MCF FUND	HEALTH & WELFARE

MISSION STATEMENT:

The Martha T. Berry Medical Care Facility provides professional services in the care and rehabilitation of the cronically ill and/or handicapped. These services include medical, dietary, inhalation therapy, physical and occupational therapy.

	Year Ended December 31,						
	Audited		Budgeted				
	2017 Actual	2018 Actual	2019 Amended	2020 Adopted 12/04/19	2020 Amended 12/19/19	2021 Forecasted	2022 Forecasted
Revenues:							
Property Taxes	\$ -	\$ -	\$ -	\$ 2,600,000	\$ 2,600,000	\$ 1,300,000	\$ -
Charges for Services	27,699,349	29,302,101	29,557,696	28,437,400	28,437,400	29,006,100	29,876,300
Reimbursements	296,161	322,514	300,000	305,000	305,000	312,600	320,400
Other Revenue	43,924	58,186	32,800	27,800	27,800	28,100	28,400
Total Revenues	28,039,434	29,682,801	29,890,496	31,370,200	31,370,200	30,646,800	30,225,100
Expenditures:							
Personnel	18,254,673	17,332,230	17,791,344	18,533,300	18,533,300	19,095,000	19,357,100
Supplies & Services	5,821,332	6,013,431	6,170,000	6,469,300	6,469,300	6,534,000	6,599,300
Conferences & Training	95,669	35,062	79,350	70,000	70,000	70,700	71,400
Utilities	473,195	585,306	470,506	533,300	533,300	538,700	544,100
Repairs & Maintenance	421,761	321,644	223,804	316,800	316,800	320,000	323,200
Vehicle Operations	4,218	4,113	2,000	3,600	3,600	3,600	3,700
Contract Services	2,934,265	3,897,065	3,374,128	3,534,100	3,534,100	3,569,500	3,605,200
Capital Outlay	254,324	398,222	601,886	600,000	600,000	386,500	336,500
Total Expenditures	28,259,437	28,587,073	28,713,018	30,060,400	30,060,400	30,518,000	30,840,500
Revenues Over (Under) Expenditures	(220,003)	1,095,728	1,177,478	1,309,800	1,309,800	128,800	(615,400)
Net Increase (Decrease) in Fund Balance	(220,003)	1,095,728	1,177,478	1,309,800	1,309,800	128,800	(615,400)
Fund Balance, Beginning of Year	(5,438,865)	(5,658,868)	(4,563,140)	(3,385,662)	(3,385,662)	(2,075,862)	(1,947,062)
Fund Balance, End of Year	\$ (5,658,868)	\$ (4,563,140)	\$ (3,385,662)	\$ (2,075,862)	\$ (2,075,862)	\$ (1,947,062)	\$ (2,562,462)
Fund Balance Components							
Net investment in capital assets	\$ 641,406	\$ 641,406	\$ 641,406	\$ 641,406	\$ 641,406	\$ 641,406	\$ 641,406
Unrestricted	(6,300,274)	(5,204,546)	(4,027,068)	(2,717,268)	(2,717,268)	(2,588,468)	(3,203,868)
	\$ (5,658,868)	\$ (4,563,140)	\$ (3,385,662)	\$ (2,075,862)	\$ (2,075,862)	\$ (1,947,062)	\$ (2,562,462)
POSITION TYPE	2017 Actual	2018 Actual	2019 Amended	2020 Adopted	2020 Amended	2021 Forecasted	2022 Forecasted
Managers & Supervisors	23.6	19.0	20.2	20.2	20.2	20.2	20.2
Professional Support	290.6	326.0	254.4	254.4	254.4	254.4	254.4
Clerical Staff	8.8	7.0	11.6	11.6	11.6	11.6	11.6
Total Position Count	323.0	352.0	286.2	286.2	286.2	286.2	286.2

MACOMB COUNTY, MICHIGAN
Special Revenue Fund Detail by Category

DEPARTMENT	FUND	FUNCTION
692 - PARKS & REC	208 - PARKS FUND	GENERAL GOVERNMENT

MISSION STATEMENT:

To provide a day-use park for general public access.

	Year Ended December 31,						
	Audited		Budgeted				
	2017 Actual	2018 Actual	2019 Amended	2020 Adopted 12/04/19	2020 Amended 12/19/19	2021 Forecasted	2022 Forecasted
Revenues:							
Charges for Services	\$ 239,918	\$ 189,435	\$ 235,000	\$ 235,000	\$ 235,000	\$ 235,000	\$ 235,000
Reimbursements	3,621	-	5,000	5,000	5,000	5,000	5,000
Other Revenue	-	500	-	-	-	-	-
Total Revenues	243,539	189,935	240,000	240,000	240,000	240,000	240,000
Expenditures:							
Personnel	(7,471)	18,782	84,926	83,100	83,100	85,000	87,000
Supplies & Services	224,114	238,812	208,000	206,000	206,000	206,000	206,000
Utilities	88,181	95,558	125,000	125,000	125,000	125,000	125,000
Repairs & Maintenance	32,933	12,665	37,500	37,500	37,500	37,500	37,500
Vehicle Operations	-	338	3,500	8,500	8,500	8,500	8,500
Contract Services	-	55,952	1,000	1,000	1,000	1,000	1,000
Internal Services	1,253	1,637	2,423	8,900	8,900	8,900	8,900
Capital Outlay	-	9,054	50,000	50,000	50,000	50,000	50,000
Total Expenditures	339,010	432,798	512,349	520,000	520,000	521,900	523,900
Revenues Over (Under) Expenditures	(95,471)	(242,863)	(272,349)	(280,000)	(280,000)	(281,900)	(283,900)
Other Financing Sources (Uses):							
Transfers in - General Fund	-	11,330	86,000	86,000	86,000	86,000	86,000
Transfers in - Other Funds	39,956	-	-	-	-	-	-
Transfers out	(7,471)	-	-	-	-	-	-
Total Other Financing Sources (Uses):	32,485	11,330	86,000	86,000	86,000	86,000	86,000
Net Increase (Decrease) in Fund Balance	(62,986)	(231,533)	(186,349)	(194,000)	(194,000)	(195,900)	(197,900)
Fund Balance, Beginning of Year	2,362,286	2,299,300	2,067,767	1,881,418	1,881,418	1,687,418	1,491,518
Fund Balance, End of Year	\$ 2,299,300	\$ 2,067,767	\$ 1,881,418	\$ 1,687,418	\$ 1,687,418	\$ 1,491,518	\$ 1,293,618

MACOMB COUNTY, MICHIGAN
Special Revenue Fund Detail by Category

DEPARTMENT	FUND	FUNCTION
692 - PARKS & REC	208 - PARKS FUND	GENERAL GOVERNMENT

MISSION STATEMENT:
 To provide a day-use park for general public access.

	Year Ended December 31,						
	Audited		Budgeted				
	2017 Actual	2018 Actual	2019 Amended	2020 Adopted 12/04/19	2020 Amended 12/19/19	2021 Forecasted	2022 Forecasted
Fund Balance Components							
Net investment in capital assets	\$ 1,774,048	\$ 1,654,048	\$ 1,534,048	\$ 1,414,048	\$ 1,414,048	\$ 1,294,048	\$ 1,174,048
Unrestricted	525,252	413,719	347,370	273,370	273,370	197,470	119,570
	\$ 2,299,300	\$ 2,067,767	\$ 1,881,418	\$ 1,687,418	\$ 1,687,418	\$ 1,491,518	\$ 1,293,618
POSITION TYPE							
Managers & Supervisors	-	1.0	1.0	1.0	1.0	1.0	1.0
Total Position Count	-	1.0	1.0	1.0	1.0	1.0	1.0

MACOMB COUNTY, MICHIGAN
Enterprise Fund Detail by Category

DEPARTMENT	FUND	FUNCTION
COMMUNITY MENTAL HEALTH	COMMUNITY MENTAL HEALTH	HEALTH & WELFARE

MISSION STATEMENT:

Guided by the values, strengths, and informed choices of the people we serve, Macomb County Community Mental Health provides an array of quality services which promote community participation, self sufficiency, and independence.

	Year ended September 30,						
	Audited		Budgeted				
	2017 Actual	2018 Actual	2019 Amended	2020 Adopted 12/04/19	2020 Amended 12/19/19	2021 Forecasted	2022 Forecasted
Revenues:							
Intergovernmental	\$ 11,245,999	\$ 11,020,677	\$ 10,192,079	\$ 8,135,800	\$ 8,135,800	\$ 8,165,400	\$ 8,216,800
Charges for Services	195,375,763	184,376,181	180,004,936	190,061,400	190,061,400	190,556,200	191,028,900
Investment Income	126,907	67,433	-	-	-	-	-
Reimbursements	200,549	59,983	91,158	131,500	131,500	131,500	131,500
Indirect Cost Allocation	64,260	62,803	66,150	66,200	66,200	66,200	66,200
Other Revenue	68,360	685,337	56,199	170,200	170,200	170,200	170,200
Total Revenues	207,081,838	196,272,414	190,410,522	198,565,100	198,565,100	199,089,500	199,613,600
Expenditures:							
Personnel	25,689,112	24,754,191	26,710,131	25,580,800	25,580,800	26,140,800	26,648,700
Supplies & Services	12,190,150	9,354,728	9,962,571	13,393,800	13,393,800	13,388,200	13,382,600
Conferences & Training	335,507	279,446	190,096	57,900	57,900	57,900	57,900
Utilities	347,540	388,127	386,319	396,500	396,500	396,500	396,500
Repairs & Maintenance	52,116	57,798	59,750	69,000	69,000	69,000	69,000
Vehicle Operations	139	83	-	-	-	-	-
Contract Services	170,501,062	173,720,855	154,886,060	160,208,200	160,208,200	160,265,600	160,322,700
Internal Services	2,025,982	1,903,676	1,938,956	1,936,500	1,936,500	1,872,400	1,861,400
Capital Outlay	93,400	15,475	130,120	242,400	242,400	242,400	242,400
Total Expenditures	211,235,008	210,474,379	194,264,003	201,885,100	201,885,100	202,432,800	202,981,200
Revenues Over (Under) Expenditures	(4,153,170)	(14,201,965)	(3,853,481)	(3,320,000)	(3,320,000)	(3,343,300)	(3,367,600)
Other Financing Sources (Uses):							
Transfers in - General Fund	3,896,323	1,790,280	3,853,481	3,752,000	3,752,000	3,753,700	3,757,500
Transfers in - Other Funds	-	12,945,179	-	-	-	-	-
Total Other Financing Sources (Uses):	3,896,323	14,735,459	3,853,481	3,752,000	3,752,000	3,753,700	3,757,500
Net Increase (Decrease) in Fund Balance	(256,847)	533,494	-	432,000	432,000	410,400	389,900
Fund Balance, Beginning of Year	5,682,790	5,425,943	5,959,437	5,959,437	5,959,437	6,391,437	6,801,837
Fund Balance, End of Year	\$ 5,425,943	\$ 5,959,437	\$ 5,959,437	\$ 6,391,437	\$ 6,391,437	\$ 6,801,837	\$ 7,191,737

MACOMB COUNTY, MICHIGAN
Enterprise Fund Detail by Category

DEPARTMENT	FUND	FUNCTION
COMMUNITY MENTAL HEALTH	COMMUNITY MENTAL HEALTH	HEALTH & WELFARE

MISSION STATEMENT:

Guided by the values, strengths, and informed choices of the people we serve, Macomb County Community Mental Health provides an array of quality services which promote community participation, self sufficiency, and independence.

POSITION TYPE	Year ended September 30,						
	Audited		Budgeted				
	2017 Actual	2018 Actual	2019 Amended	2020 Adopted	2020 Amended	2021 Forecasted	2022 Forecasted
General Administration:							
Managers & Supervisors	4.0	4.0	7.0	7.0	7.0	7.0	7.0
Professional Support	14.0	12.0	10.0	10.0	10.0	10.0	10.0
Clerical Staff	5.0	7.0	7.0	7.0	7.0	7.0	7.0
	23.0	23.0	24.0	24.0	24.0	24.0	24.0
Network Operations:							
Managers & Supervisors	1.0	2.0	1.0	1.0	1.0	1.0	1.0
Professional Support	6.0	7.0	10.0	10.0	10.0	10.0	10.0
Clerical Staff	1.0	1.0	1.6	1.6	1.6	1.6	1.6
	8.0	10.0	12.6	12.6	12.6	12.6	12.6
Finance & Budget:							
Managers & Supervisors	1.0	1.0	1.0	1.0	1.0	1.0	1.0
Professional Support	11.0	11.0	10.0	10.0	10.0	10.0	10.0
Clerical Staff	9.0	7.0	7.0	7.0	7.0	7.0	7.0
	21.0	19.0	18.0	18.0	18.0	18.0	18.0
Recipient Rights:							
Managers & Supervisors	2.0	2.0	2.0	2.0	2.0	2.0	2.0
Professional Support	6.0	6.0	5.0	5.0	5.0	5.0	5.0
Clerical Staff	3.0	3.0	3.0	3.0	3.0	3.0	3.0
	11.0	11.0	10.0	10.0	10.0	10.0	10.0
Clinical Records:							
Professional Support	2.0	2.0	2.0	2.0	2.0	2.0	2.0
Clerical Staff	1.0	1.0	1.0	1.0	1.0	1.0	1.0
	3.0	3.0	3.0	3.0	3.0	3.0	3.0
Information Technology:							
Managers & Supervisors	1.0	1.0	1.0	1.0	1.0	1.0	1.0
Professional Support	7.0	7.0	7.0	7.0	7.0	7.0	7.0
	8.0	8.0	8.0	8.0	8.0	8.0	8.0

MACOMB COUNTY, MICHIGAN
Enterprise Fund Detail by Category

DEPARTMENT	FUND	FUNCTION
COMMUNITY MENTAL HEALTH	COMMUNITY MENTAL HEALTH	HEALTH & WELFARE

MISSION STATEMENT:

Guided by the values, strengths, and informed choices of the people we serve, Macomb County Community Mental Health provides an array of quality services which promote community participation, self sufficiency, and independence.

POSITION TYPE (cont.)	Year ended September 30,						
	Audited		Budgeted				
	2017 Actual	2018 Amended	2019 Amended	2020 Adopted	2020 Amended	2021 Forecasted	2022 Forecasted
Urgent Behavioral Care:							
Managers & Supervisors	1.0	1.0	-	-	-	-	-
Professional Support	18.0	12.0	-	-	-	-	-
Clerical Staff	3.6	3.6	-	-	-	-	-
	22.6	16.6	-	-	-	-	-
Business Management:							
Managers & Supervisors	1.0	1.0	1.0	1.0	1.0	1.0	1.0
Professional Support	4.0	5.0	5.0	5.0	5.0	5.0	5.0
Clerical Staff	0.53	0.53	1.53	1.53	1.53	1.53	1.53
	5.53	6.53	7.53	7.53	7.53	7.53	7.53
Crossroads:							
Professional Support	7.0	8.0	9.0	9.0	9.0	9.0	9.0
	7.0	8.0	9.0	9.0	9.0	9.0	9.0
Macomb Crisis Center:							
Professional Support	9.27	10.27	9.27	9.27	9.27	9.27	9.27
	9.27	10.27	9.27	9.27	9.27	9.27	9.27
Assertive Community Treatment:							
Professional Support	20.0	20.0	22.0	22.0	22.0	22.0	22.0
Clerical Staff	4.6	4.6	6.6	6.6	6.6	6.6	6.6
	24.6	24.6	28.6	28.6	28.6	28.6	28.6
MI Adult Residential Services:							
Professional Support	15.0	13.0	-	-	-	-	-
	15.0	13.0	-	-	-	-	-
Obra Treatment:							
Professional Support	3.0	3.0	4.0	4.0	4.0	4.0	4.0
	3.0	3.0	4.0	4.0	4.0	4.0	4.0
Crisis Response/Residential:							
Professional Support	5.0	7.0	6.0	6.0	6.0	6.0	6.0
	5.0	7.0	6.0	6.0	6.0	6.0	6.0

MACOMB COUNTY, MICHIGAN
Enterprise Fund Detail by Category

DEPARTMENT	FUND	FUNCTION
COMMUNITY MENTAL HEALTH	COMMUNITY MENTAL HEALTH	HEALTH & WELFARE

MISSION STATEMENT:

Guided by the values, strengths, and informed choices of the people we serve, Macomb County Community Mental Health provides an array of quality services which promote community participation, self sufficiency, and independence.

POSITION TYPE (cont.)	Year ended September 30,						
	Audited		Budgeted				
	2017 Actual	2018 Amended	2019 Amended	2020 Adopted	2020 Amended	2021 Forecasted	2022 Forecasted
SED Waiver:							
Professional Support	2.0	2.0	2.0	2.0	2.0	2.0	2.0
	2.0	2.0	2.0	2.0	2.0	2.0	2.0
DD In-Home Clinical Services:							
Professional Support	26.0	27.0	28.0	28.0	28.0	28.0	28.0
	26.0	27.0	28.0	28.0	28.0	28.0	28.0
DD Residential Services-Clinical:							
Professional Support	5.0	4.0	-	-	-	-	-
	5.0	4.0	-	-	-	-	-
DD Model Waiver C.S.M.:							
Professional Support	6.0	5.0	4.0	4.0	4.0	4.0	4.0
Clerical Staff	-	1.0	1.0	1.0	1.0	1.0	1.0
	6.0	6.0	5.0	5.0	5.0	5.0	5.0
Autism Services:							
Professional Support	-	1.0	1.0	1.0	1.0	1.0	1.0
	-	1.0	1.0	1.0	1.0	1.0	1.0
BHNO Training:							
Managers & Supervisors	1.0	1.0	1.0	1.0	1.0	1.0	1.0
Professional Support	2.0	3.0	3.0	3.0	3.0	3.0	3.0
Clerical Staff	1.0	1.0	1.0	1.0	1.0	1.0	1.0
	4.0	5.0	5.0	5.0	5.0	5.0	5.0
Child & Family Services Admin:							
Managers & Supervisors	1.0	1.0	1.0	1.0	1.0	1.0	1.0
Professional Support	10.0	12.0	15.0	15.0	15.0	15.0	15.0
Clerical Staff	5.0	4.0	4.0	4.0	4.0	4.0	4.0
	16.0	17.0	20.0	20.0	20.0	20.0	20.0
Sustain & Integration Administration:							
Managers & Supervisors	1.0	2.0	2.0	2.0	2.0	2.0	2.0
Professional Support	6.0	5.0	4.0	4.0	4.0	4.0	4.0
Clerical Staff	12.45	12.45	10.45	10.45	10.45	10.45	10.45
	19.45	19.45	16.45	16.45	16.45	16.45	16.45
North Administration Unit:							
Managers & Supervisors	1.0	1.0	1.0	1.0	1.0	1.0	1.0
Professional Support	2.0	3.0	1.0	1.0	1.0	1.0	1.0
Clerical Staff	6.16	5.16	5.16	5.16	5.16	5.16	5.16
	9.16	9.16	7.16	7.16	7.16	7.16	7.16

MACOMB COUNTY, MICHIGAN
Enterprise Fund Detail by Category

DEPARTMENT	FUND	FUNCTION
COMMUNITY MENTAL HEALTH	COMMUNITY MENTAL HEALTH	HEALTH & WELFARE

MISSION STATEMENT:

Guided by the values, strengths, and informed choices of the people we serve, Macomb County Community Mental Health provides an array of quality services which promote community participation, self sufficiency, and independence.

POSITION TYPE (cont.)	Year ended September 30,						
	Audited		Budgeted				
	2017 Actual	2018 Amended	2019 Amended	2020 Adopted	2020 Amended	2021 Forecasted	2022 Forecasted
North Outpatient Treatment:							
Managers & Supervisors	-	-	1.0	1.0	1.0	1.0	1.0
Professional Support	16.0	20.0	35.0	35.0	35.0	35.0	35.0
Clerical Staff	-	-	2.0	2.0	2.0	2.0	2.0
	16.0	20.0	38.0	38.0	38.0	38.0	38.0
South Administration Unit:							
Managers & Supervisors	2.0	1.0	1.0	1.0	1.0	1.0	1.0
Professional Support	2.0	2.0	2.0	2.0	2.0	2.0	2.0
Clerical Staff	4.0	4.0	4.0	4.0	4.0	4.0	4.0
	8.0	7.0	7.0	7.0	7.0	7.0	7.0
South Outpatient Treatment SE:							
Professional Support	13.0	11.0	14.0	14.0	14.0	14.0	14.0
	13.0	11.0	14.0	14.0	14.0	14.0	14.0
South Outpatient Treatment SW:							
Professional Support	13.0	14.0	17.0	17.0	17.0	17.0	17.0
	13.0	14.0	17.0	17.0	17.0	17.0	17.0
Obra Assessment:							
Professional Support	2.0	2.0	3.0	3.0	3.0	3.0	3.0
Clerical Staff	1.0	1.0	1.0	1.0	1.0	1.0	1.0
	3.0	3.0	4.0	4.0	4.0	4.0	4.0
M.R.S.-C.S.M.:							
Professional Support	1.0	1.0	1.0	1.0	1.0	1.0	1.0
	1.0	1.0	1.0	1.0	1.0	1.0	1.0
Access Center Clinical:							
Professional Support	24.0	24.0	27.0	27.0	27.0	27.0	27.0
	24.0	24.0	27.0	27.0	27.0	27.0	27.0

MACOMB COUNTY, MICHIGAN
Enterprise Fund Detail by Category

DEPARTMENT	FUND	FUNCTION
COMMUNITY MENTAL HEALTH	COMMUNITY MENTAL HEALTH	HEALTH & WELFARE

MISSION STATEMENT:

Guided by the values, strengths, and informed choices of the people we serve, Macomb County Community Mental Health provides an array of quality services which promote community participation, self sufficiency, and independence.

POSITION TYPE (cont.)	Year ended September 30,						
	Audited		Budgeted				
	2017 Actual	2018 Amended	2019 Amended	2020 Adopted	2020 Amended	2021 Forecasted	2022 Forecasted
Access Center Administration:							
Managers & Supervisors	2.0	1.0	1.0	1.0	1.0	1.0	1.0
Professional Support	-	-	2.0	2.0	2.0	2.0	2.0
Clerical Staff	7.0	7.0	7.0	7.0	7.0	7.0	7.0
	9.0	8.0	10.0	10.0	10.0	10.0	10.0
Adult Jail Diversion:							
Professional Support	3.5	2.5	2.0	2.0	2.0	2.0	2.0
	3.5	2.5	2.0	2.0	2.0	2.0	2.0
Race For Consultant Grant::							
Professional Support	-	1.0	1.0	1.0	1.0	1.0	1.0
	-	1.0	1.0	1.0	1.0	1.0	1.0
Total Position Count	344.11	345.11	345.61	345.61	345.61	345.61	345.61
EXPENDITURES BY SERVICE							
Macomb CMH	\$210,696,515	\$209,708,961	\$193,399,601	\$201,217,006	\$201,217,006	\$201,764,706	\$202,313,106
CMH Grants	538,493	765,418	864,402	668,094	668,094	668,094	668,094
Total	\$211,235,008	\$210,474,379	\$194,264,003	\$201,885,100	\$201,885,100	\$202,432,800	\$202,981,200

MACOMB COUNTY, MICHIGAN
Enterprise Fund Detail by Category

DEPARTMENT	FUND		FUNCTION			
COMMUNITY MENTAL HEALTH	SUBSTANCE ABUSE		HEALTH & WELFARE			

MISSION STATEMENT:

The County CMH SA department provides substance abuse treatment through education and hospital/outpatient treatment centers in cooperation with the Mental Health department.

	Year ended September 30,						
	Audited		Budgeted				
	2017 Actual	2018 Actual	2019 Amended	2020 Adopted 12/04/19	2020 Amended 12/19/19	2021 Forecasted	2022 Forecasted
Revenues:							
Intergovernmental	\$ 4,681,222	\$ 5,665,020	\$ 6,182,510	\$ 6,012,100	\$ 6,012,100	\$ 4,784,500	\$ 4,656,300
Charges for Services	9,384,306	9,530,271	9,073,131	11,385,300	11,385,300	11,402,400	11,418,000
Other Revenue	15	-	-	-	-	-	-
Total Revenues	<u>14,065,543</u>	<u>15,195,291</u>	<u>15,255,641</u>	<u>17,397,400</u>	<u>17,397,400</u>	<u>16,186,900</u>	<u>16,074,300</u>
Expenditures:							
Personnel	1,130,000	1,124,265	1,321,270	1,344,300	1,344,300	1,376,200	1,398,200
Supplies & Services	647,891	631,854	563,872	719,300	719,300	724,400	729,800
Conferences & Training	22,790	10,834	15,500	21,200	21,200	21,200	21,200
Utilities	1,949	2,240	3,000	3,000	3,000	3,000	3,000
Repairs & Maintenance	1,583	425	1,525	1,500	1,500	1,500	1,500
Contract Services	13,951,892	15,436,984	18,739,813	21,956,200	21,956,200	20,605,200	20,463,300
Internal Services	79,640	78,978	81,482	90,600	90,600	95,800	101,300
Capital Outlay	9,425	-	1,000	1,000	1,000	1,000	1,000
Total Expenditures	<u>15,845,170</u>	<u>17,285,580</u>	<u>20,727,462</u>	<u>24,137,100</u>	<u>24,137,100</u>	<u>22,828,300</u>	<u>22,719,300</u>
Revenues Over (Under) Expenditures	<u>(1,779,627)</u>	<u>(2,090,289)</u>	<u>(5,471,821)</u>	<u>(6,739,700)</u>	<u>(6,739,700)</u>	<u>(6,641,400)</u>	<u>(6,645,000)</u>
Other Financing Sources (Uses):							
Transfers in - General Fund	3,265,866	3,274,662	3,251,564	3,306,000	3,306,000	3,309,700	3,313,300
Total Other Financing Sources (Uses):	<u>3,265,866</u>	<u>3,274,662</u>	<u>3,251,564</u>	<u>3,306,000</u>	<u>3,306,000</u>	<u>3,309,700</u>	<u>3,313,300</u>
Net Increase (Decrease) in Fund Balance	1,486,239	1,184,373	(2,220,257)	(3,433,700)	(3,433,700)	(3,331,700)	(3,331,700)
Fund Balance, Beginning of Year	10,430,694	11,916,933	13,101,306	10,881,049	10,881,049	7,447,349	4,115,649
Fund Balance, End of Year	<u>\$ 11,916,933</u>	<u>\$ 13,101,306</u>	<u>\$ 10,881,049</u>	<u>\$ 7,447,349</u>	<u>\$ 7,447,349</u>	<u>\$ 4,115,649</u>	<u>\$ 783,949</u>
Fund Balance Components							
Net investment in capital assets	\$ 3,842	\$ 3,842	\$ 3,842	\$ 3,842	\$ 3,842	\$ 3,842	\$ 3,842
Restricted	11,913,091	13,097,464	10,877,207	7,443,507	7,443,507	4,111,807	780,107
	<u>\$ 11,916,933</u>	<u>\$ 13,101,306</u>	<u>\$ 10,881,049</u>	<u>\$ 7,447,349</u>	<u>\$ 7,447,349</u>	<u>\$ 4,115,649</u>	<u>\$ 783,949</u>
POSITION TYPE							
Managers & Supervisors	1.0	1.0	1.0	1.0	1.0	1.0	1.0
Professional Support	9.0	8.0	9.0	9.0	9.0	9.0	9.0
Clerical Staff	3.2	3.2	3.2	3.2	3.2	3.2	3.2
Total Position Count	<u>13.2</u>	<u>12.2</u>	<u>13.2</u>	<u>13.2</u>	<u>13.2</u>	<u>13.2</u>	<u>13.2</u>

MACOMB COUNTY, MICHIGAN
Debt Service Fund Detail by Category

<u>DEPARTMENT</u>	<u>FUND</u>				<u>FUNCTION</u>		
FINANCE	DEBT SERVICE				GENERAL GOVERNMENT		
	Year Ended December 31,						
	Audited			Budgeted			
	2017 Actual	2018 Actual	2019 Amended	2020 Adopted 12/04/19	2020 Amended 12/19/19	2021 Forecasted	2022 Forecasted
Revenues:							
Property Taxes	\$ 126,022	\$ 127,705	\$ 128,576	\$ -	\$ -	\$ -	\$ 22,400
Total Revenues	<u>126,022</u>	<u>127,705</u>	<u>128,576</u>	<u>-</u>	<u>-</u>	<u>-</u>	<u>22,400</u>
Expenditures:							
Supplies & Services	136,913	158,147	2,183,683	333,700	333,700	83,700	83,700
Debt Service - Principal	6,840,000	6,995,000	7,265,000	6,810,000	6,810,000	6,855,000	6,935,000
Debt Service - Interest and Fees	2,153,037	1,981,584	1,789,786	1,578,400	1,578,400	1,382,200	1,184,100
Total Expenditures	<u>9,129,950</u>	<u>9,134,731</u>	<u>11,238,469</u>	<u>8,722,100</u>	<u>8,722,100</u>	<u>8,320,900</u>	<u>8,202,800</u>
Revenues Over (Under) Expenditures	<u>(9,003,928)</u>	<u>(9,007,026)</u>	<u>(11,109,893)</u>	<u>(8,722,100)</u>	<u>(8,722,100)</u>	<u>(8,320,900)</u>	<u>(8,180,400)</u>
Other Financing Sources (Uses):							
Transfers in - General Fund	9,048,144	9,031,691	9,109,893	8,443,500	8,443,500	8,292,300	8,174,200
Transfers in - Other Funds	-	-	-	250,000	250,000	-	-
Total Other Financing Sources (Uses):	<u>9,048,144</u>	<u>9,031,691</u>	<u>9,109,893</u>	<u>8,693,500</u>	<u>8,693,500</u>	<u>8,292,300</u>	<u>8,174,200</u>
Increase (Decrease) in Fund Balance	44,216	24,665	(2,000,000)	(28,600)	(28,600)	(28,600)	(6,200)
Fund Balance, Beginning of Year	<u>1,994,530</u>	<u>2,038,746</u>	<u>2,063,411</u>	<u>63,411</u>	<u>63,411</u>	<u>34,811</u>	<u>6,211</u>
Fund Balance, End of Year	<u>\$ 2,038,746</u>	<u>\$ 2,063,411</u>	<u>\$ 63,411</u>	<u>\$ 34,811</u>	<u>\$ 34,811</u>	<u>\$ 6,211</u>	<u>\$ 11</u>

MACOMB COUNTY, MICHIGAN
Debt Service Fund - Debt Service Payments by Issue

<u>DEPARTMENT</u>					<u>FUND</u>		<u>FUNCTION</u>					
FINANCE					DEBT SERVICE FUND		GENERAL GOVERNMENT					
					<u>Audited</u>		<u>Budgeted</u>					
	<u>Original Issue</u>	<u>Year of Issue</u>	<u>Year of Final Maturity</u>	<u>Outstanding 12/31/2019</u>	<u>2017 Actual</u>	<u>2018 Actual</u>	<u>2019 Amended</u>	<u>2020 Adopted</u>	<u>2020 Amended</u>	<u>2021 Forecasted</u>	<u>2022 Forecasted</u>	
Macomb County Building Authority												
<i>Series 2005 Clemens Refunding</i>												
Principal	\$2,875,000	2005	2020	\$ 510,000	\$ 285,000	\$ 280,000	\$ 300,000	\$ 210,000	\$ 210,000	\$ -	\$ -	
Interest & Fees					41,312	29,660	17,550	6,000	6,000	-	-	
<i>Series 2012 Public Works/Warehouse Refunding</i>												
Principal	6,550,000	2012	2024	3,395,000	525,000	515,000	560,000	535,000	535,000	575,000	565,000	
Interest & Fees					95,150	84,750	74,225	63,300	63,300	50,700	36,100	
<i>Series 2012 800 MhZ Radio /NB Court Refunding</i>												
Principal	14,285,000	2012	2025	10,370,000	1,320,000	1,360,000	1,395,000	1,410,000	1,410,000	1,455,000	1,495,000	
Interest & Fees					280,425	254,050	226,850	199,000	199,000	170,800	141,400	
<i>Series 2014 Refunding 2007 MTB/YTH Refunding</i>												
Principal	15,155,000	2014	2022	8,155,000	1,780,000	1,860,000	1,910,000	2,020,000	2,020,000	2,120,000	2,105,000	
Interest & Fees					427,800	363,900	288,500	209,900	209,900	127,100	42,100	
Macomb County General Obligation Bonds												
<i>Series 2015 Central Campus Renovations</i>												
Principal	44,210,000	2015	2030	36,830,000	2,460,000	2,510,000	2,565,000	2,635,000	2,635,000	2,705,000	2,770,000	
Interest & Fees					1,278,600	1,228,899	1,171,736	1,100,200	1,100,200	1,033,600	964,500	
Michigan Transportation Bonds												
<i>Series 2012 Refunding Bonds</i>												
Principal	2,385,000	2012	2019	535,000	470,000	470,000	535,000	-	-	-	-	
Interest & Fees					29,750	20,325	10,925	-	-	-	-	
	<u>\$ 96,950,000</u>			<u>\$ 59,795,000</u>	<u>\$ 8,993,037</u>	<u>\$ 8,976,584</u>	<u>\$ 9,054,786</u>	<u>\$ 8,388,400</u>	<u>\$ 8,388,400</u>	<u>\$ 8,237,200</u>	<u>\$ 8,119,100</u>	
					Principal	\$ 6,840,000	\$ 6,995,000	\$ 7,265,000	\$ 6,810,000	\$ 6,810,000	\$ 6,855,000	\$ 6,935,000
					Interest & Fees	2,153,037	1,981,584	1,789,786	1,578,400	1,578,400	1,382,200	1,184,100
						<u>\$ 8,993,037</u>	<u>\$ 8,976,584</u>	<u>\$ 9,054,786</u>	<u>\$ 8,388,400</u>	<u>\$ 8,388,400</u>	<u>\$ 8,237,200</u>	<u>\$ 8,119,100</u>

MACOMB COUNTY, MICHIGAN
Position Schedule by Department by Type
For Funds with Fiscal Year Ending December 31, 2020
Supplemental Information Only

Fund and Position	2020 Salary Range		2019 Full Time	2019 Full Time	2020 Full Time
	Minimum	Maximum	Equivalent Adopted	Equivalent Amended	Equivalent Adopted
GENERAL FUND					
Animal Shelter:					
Managers & Supervisors:					
Director, Animal Control	73,841	103,077	-	1.0	1.0
Chief Animal Control Officer	66,580	84,439	1.0	-	-
Professional Support:					
Operations Manager	46,067	57,584	1.0	-	-
Animal Control Operations Manager	43,853	55,617	-	1.0	1.0
Administrative Coordinator	38,215	48,466	1.0	1.0	1.0
Animal Control Deputy	35,806	45,411	-	7.0	7.0
Animal Control Officer	32,077	43,544	8.0	-	-
Kennel Attendant	31,350	39,760	7.0	7.0	7.0
Veterinarian (3 PT)		70.27 /hr	0.5	0.5	0.5
Clerical Staff:					
Office Assistant Senior	31,350	39,760	-	1.0	1.0
Account Clerk IV	33,279	39,152	1.0	-	-
Office Assistant	29,948	37,981	-	3.0	3.0
Account Clerk I/II	28,199	33,833	2.0	-	-
Typist Clerk I/II	27,523	32,228	1.0	-	-
			22.5	21.5	21.5
Board of Commissioners:					
Managers & Supervisors:					
Chairperson of the Board		90,000	1.0	1.0	1.0
Director of Legislative Affairs	59,445	75,390	1.0	1.0	1.0
Chief of Staff	59,445	75,390	1.0	1.0	1.0
County Commissioner		35,000	12.0	12.0	12.0
Professional Support:					
Public Relations Manager	59,445	75,390	1.0	1.0	1.0
Legislative Assistant	43,853	55,617	1.0	1.0	1.0
Communications Coordinator	38,215	48,466	1.0	1.0	1.0
Special Projects Assistant (1 PT)		21.01 /hr	-	0.5	0.5
Special Projects Coordinator (1 PT)		21.01 /hr	0.5	-	-
Clerical Staff:					
Administrative Assistant	43,853	55,617	-	1.0	1.0
Administrative Secretary to the Board	41,980	52,475	1.0	-	-
			19.5	19.5	19.5
Circuit Court:					
Managers & Supervisors:					
Court Administrator	95,656	133,529	1.0	1.0	1.0
Deputy Court Administrator	94,686	120,084	1.0	1.0	1.0
Court Services Director	73,729	93,506	1.0	1.0	1.0
Circuit Court Legal Services Director	73,729	93,506	1.0	1.0	1.0
Information Systems Director	73,729	93,506	1.0	1.0	1.0
Court Finance Director	73,729	93,506	1.0	1.0	1.0
Case Management Division Manager	55,118	69,902	-	1.0	1.0
Court Finance Manager	55,118	69,902	1.0	1.0	1.0
Caseload Manager	50,603	63,253	1.0	-	-
Assistant Court Case Manager	43,853	55,617	-	1.0	1.0
Assistant Caseload Manager	44,239	55,300	1.0	-	-
Circuit Court Judge		45,724	15.0	15.0	15.0
Professional Support:					
Research Attorney	55,118	69,902	9.0	9.0	9.0
Technology Liaison	55,118	69,902	4.0	4.0	4.0
Specialty Court Coordinator	55,118	69,902	4.0	4.0	4.0
Court Reporter	47,337	60,034	4.0	3.0	3.0
Collection Specialist	43,853	55,617	-	2.0	2.0
Court Coordinator	43,853	55,617	-	1.0	1.0
Judicial Aide	44,239	55,300	2.0	-	-

MACOMB COUNTY, MICHIGAN
Position Schedule by Department by Type
For Funds with Fiscal Year Ending December 31, 2020
Supplemental Information Only

Fund and Position	2020 Salary Range		2019 Full Time	2019 Full Time	2020 Full Time
	Minimum	Maximum	Equivalent Adopted	Equivalent Amended	Equivalent Adopted
Circuit Court (cont.):					
Clerical Staff:					
Administrative Assistant	43,853	55,617	-	1.0	1.0
Judicial Secretary	43,853	55,617	17.0	15.0	15.0
Administrative Coordinator	38,215	48,466	-	1.0	1.0
Senior Secretary	36,988	44,833	1.0	-	-
Office Assistant Senior	31,350	39,760	-	11.0	11.0
Alternative Dispute Resolution Clerk Senior	33,651	39,590	1.0	-	-
Account Clerk, Chief	32,181	37,904	1.0	-	-
Data Maintenance Clerk	32,218	37,904	9.0	-	-
Office Assistant Senior (PT)	16.01	20.31 /hr	-	0.5	0.5
Data Maintenance Clerk (PT)	16.46	19.37 /hr	0.5	-	-
			<u>76.5</u>	<u>75.5</u>	<u>75.5</u>
County Clerk:					
Managers & Supervisors:					
County Clerk/Register of Deeds		115,545	1.0	1.0	1.0
Deputy County Clerk	73,841	103,077	1.0	1.0	1.0
Chief Court Clerk	50,820	64,452	1.0	1.0	1.0
Chief Election Clerk	50,820	64,452	1.0	1.0	-
Clerical Services Supervisor	43,853	55,617	-	1.0	1.0
Clerical Supervisor	41,941	52,426	1.0	-	-
Supervisor of Records	38,215	48,466	2.0	2.0	2.0
Professional Support:					
Chief Operations Clerk	50,820	64,452	-	1.0	1.0
Administrative Coordinator	50,820	64,452	1.0	-	-
Judicial Court Clerk	37,466	47,515	23.0	23.0	23.0
Senior Elections Specialist	35,806	45,411	1.0	1.0	-
Election Specialist	31,350	39,760	2.0	2.0	-
Clerical Staff:					
Administrative Assistant	43,853	55,617	-	1.0	1.0
Administrative Secretary	41,980	52,475	1.0	-	-
Administrative Coordinator	38,215	48,466	-	1.0	1.0
Cashier II	35,806	45,411	1.0	1.0	1.0
Senior Secretary	36,489	44,229	1.0	-	-
Office Assistant Senior	31,350	39,760	-	21.0	21.0
Cashier I	32,479	38,210	3.0	-	-
Office Assistant	29,948	37,981	-	4.0	4.0
Computer Maintenance Clerk	31,845	36,394	18.0	-	-
Account Clerk I/II	28,199	33,833	1.0	-	-
Typist Clerk I/II	27,523	32,228	3.0	-	-
			<u>62.0</u>	<u>62.0</u>	<u>58.0</u>
Corporation Counsel:					
Managers & Supervisors:					
Corporation Counsel Director	95,656	133,529	1.0	1.0	1.0
Professional Support:					
Assistant Corporation Counsel	94,686	120,084	4.0	4.0	4.0
Paralegal	38,215	48,466	1.0	1.0	1.0
Clerical Staff:					
Legal Assistant	43,853	55,617	-	1.0	1.0
Legal Secretary	41,953	52,441	1.0	-	-
Litigation Support Specialist	38,215	48,466	-	1.0	1.0
Senior Secretary	36,621	44,390	1.0	-	-
Litigation Support Specialist (PT)	18.29	23.19 /hr	-	0.5	0.5
Senior Secretary (PT)	18.71	22.68 /hr	0.5	-	-
			<u>8.5</u>	<u>8.5</u>	<u>8.5</u>

MACOMB COUNTY, MICHIGAN
Position Schedule by Department by Type
For Funds with Fiscal Year Ending December 31, 2020
Supplemental Information Only

Fund and Position	2020 Salary Range		2019 Full Time	2019 Full Time	2020 Full Time
	Minimum	Maximum	Equivalent Adopted	Equivalent Amended	Equivalent Adopted
County Executive:					
Managers & Supervisors:					
County Executive		168,263	1.0	1.0	1.0
Chief Deputy County Executive	106,098	148,106	1.0	1.0	1.0
Deputy County Executive	106,098	148,106	3.0	3.0	3.0
Executive Office Manager	42,994	54,526	1.0	1.0	1.0
Professional Support:					
Public Information Officer	55,118	69,902	1.0	1.0	1.0
Project Coordinator	37,951	47,438	1.0	-	-
Chief Policy Advisor (PT)		70.65 /hr	-	0.5	0.5
Clerical Staff:					
Confidential Secretary	47,337	60,034	1.0	1.0	1.0
Administrative Assistant	43,853	55,617	-	2.0	2.0
Administrative Secretary	41,953	52,441	1.0	-	-
			<u>10.0</u>	<u>10.5</u>	<u>10.5</u>
District Court Romeo:					
Managers & Supervisors:					
District Court Director	73,729	93,506	1.0	1.0	1.0
Probation Officer/Supervisor	43,853	55,617	1.0	1.0	1.0
District Court Judge		45,724	1.0	1.0	1.0
Professional Support:					
Probation Officer	43,853	55,617	2.0	2.0	2.0
Court Officer	29,948	37,981	1.0	1.0	1.0
Magistrate (PT-1,170 hrs)		52.03 /hr	0.6	0.6	0.6
Clerical Staff:					
Administrative Assistant	43,853	55,617	-	1.0	1.0
Administrative Secretary	41,980	52,475	1.0	-	-
Senior Court Clerk	34,514	40,604	3.0	3.0	3.0
Deputy Court Clerk	31,350	39,760	-	4.0	4.0
Deputy Court Clerk II	31,935	37,571	4.0	-	-
			<u>14.6</u>	<u>14.6</u>	<u>14.6</u>
District Court New Baltimore:					
Managers & Supervisors:					
District Court Director	73,729	93,506	1.0	1.0	1.0
District Court Judge		45,724	1.0	1.0	1.0
Professional Support:					
Probation Officer	43,853	55,617	1.0	1.0	1.0
Administrative Assistant	37,206	46,508	1.0	-	-
Deputy Court Clerk	31,350	39,760	-	1.0	1.0
Court Recorder	29,948	37,981	1.0	1.0	1.0
Court Officer	30,052	35,356	1.0	1.0	1.0
Magistrate (PT-1,170 hrs)		51.01 /hr	0.6	0.6	0.6
Clerical Staff:					
Administrative Assistant	43,853	55,617	-	1.0	1.0
Administrative Secretary	41,980	52,475	1.0	-	-
Secretary	33,651	40,620	1.0	-	-
Office Assistant Senior	31,350	39,760	-	1.0	1.0
Deputy Court Clerk	31,350	39,760	-	8.0	8.0
Deputy Court Clerk II	31,935	37,571	8.0	-	-
			<u>16.6</u>	<u>16.6</u>	<u>16.6</u>
Elections:					
Managers & Supervisors:					
Chief Election Clerk	50,820	64,452	-	-	1.0
Professional Support:					
Senior Elections Specialist	35,806	45,411	-	-	1.0
Election Specialist	31,350	39,760	-	-	2.0
			<u>-</u>	<u>-</u>	<u>4.0</u>

MACOMB COUNTY, MICHIGAN
Position Schedule by Department by Type
For Funds with Fiscal Year Ending December 31, 2020
Supplemental Information Only

Fund and Position	2020 Salary Range		2019 Full Time	2019 Full Time	2020 Full Time
	Minimum	Maximum	Equivalent Adopted	Equivalent Amended	Equivalent Adopted
Equalization:					
Managers & Supervisors:					
Director, Equalization	73,841	103,077	1.0	1.0	1.0
Equalization Manager	59,445	75,390	2.0	2.0	2.0
Professional Support:					
Comm/Indstrl Appraiser	55,118	69,902	-	4.0	4.0
Appraiser II	41,980	52,475	4.0	-	-
Appraiser Technician	35,806	45,411	3.0	3.0	3.0
			<u>10.0</u>	<u>10.0</u>	<u>10.0</u>
Emergency Management/Technical Services:					
Managers & Supervisors:					
Director, Emer Mgmt & Communications	73,841	103,077	1.0	1.0	1.0
Emergency Program Manager	59,445	75,390	1.0	1.0	1.0
Technical Services Manager	55,118	69,902	-	1.0	1.0
Service Manager	53,021	66,276	1.0	-	-
Professional Support:					
Communications Systems Tech	50,820	64,452	-	5.0	5.0
Radio Technician I/II	41,980	55,105	5.0	-	-
Emergency Services Aide	31,350	39,760	2.0	2.0	2.0
Installer	29,948	37,981	1.0	1.0	1.0
Emergency Management Administrative Aide	31,674	39,592	1.0	-	-
Clerical Staff:					
Office Assistant Senior	31,350	39,760	-	2.0	2.0
Account Clerk IV	33,279	39,152	1.0	-	-
			<u>13.0</u>	<u>13.0</u>	<u>13.0</u>
Facilities & Operations/Security:					
Managers & Supervisors:					
Director, Facilities & Operations	85,213	118,952	1.0	1.0	1.0
Deputy Director	73,841	103,077	1.0	1.0	1.0
General Foreman	65,809	82,398	-	1.0	1.0
Carpenter Foreman	55,118	69,902	-	1.0	1.0
Electrician Foreman	55,118	69,902	-	1.0	1.0
Plumber Foreman	55,118	69,902	-	1.0	1.0
Mechanical Systems Supervisor	55,118	69,902	1.0	1.0	1.0
Painter Foreman	58,376	64,452	-	1.0	1.0
Maintenance Supervisor	47,337	60,034	1.0	1.0	1.0
Custodian Foreman	35,806	45,411	3.0	3.0	3.0
Security Guard Coordinator	35,806	45,411	1.0	1.0	1.0
Security Guard Lead	29,948	37,981	1.0	1.0	1.0
General Foreman	30.27	31.03 /hr	1.0	-	-
Licensed Boiler Operator/Foreman	28.37	28.83 /hr	1.0	-	-
Professional Support:					
Boiler Oper Refrig Maint 1 Cls	58,376	64,452	-	8.0	8.0
Carpenter	58,376	64,452	-	7.0	7.0
Electrician	58,376	64,452	-	6.0	6.0
Plumber	58,376	64,452	-	3.0	3.0
Painter	50,374	55,617	-	4.0	4.0
Custodian/Groundskeeper	26,728	33,898	2.0	2.0	2.0
Custodian	26,728	33,898	37.0	37.0	37.0
Security Guard - Armed	29,948	37,981	-	1.0	1.0
Security Guard	26,728	33,898	6.0	6.0	6.0
Housekeeper	26,728	33,898	-	3.0	3.0
Housekeeper I/II	26,968	31,454	3.0	-	-
Electrician Foreman	29.73	30.49 /hr	1.0	-	-
Plumber Foreman	29.73	30.49 /hr	1.0	-	-
Carpenter Foreman	29.22	30.00 /hr	1.0	-	-
Tradesmen as required	27.60	29.79 /hr	20.0	-	-
Painter Foreman	28.28	28.74 /hr	1.0	-	-
Lic Boiler Oper Refrig Maint	27.59	28.05 /hr	7.0	-	-
Custodian I/II (2 PT)	13.65	17.31 /hr	1.0	1.0	1.0
Security Guard (2 PT)	12.80	16.23 /hr	1.0	1.0	1.0
Clerical Staff:					
Administrative Assistant	43,853	55,617	-	1.0	1.0
Administrative Secretary	41,980	52,475	1.0	-	-
Office Assistant Senior	31,350	39,760	-	2.0	2.0
Account Clerk IV	33,279	39,152	2.0	-	-
			<u>95.0</u>	<u>96.0</u>	<u>96.0</u>

MACOMB COUNTY, MICHIGAN
Position Schedule by Department by Type
For Funds with Fiscal Year Ending December 31, 2020
Supplemental Information Only

Fund and Position	2020 Salary Range		2019 Full Time	2019 Full Time	2020 Full Time
	Minimum	Maximum	Equivalent Adopted	Equivalent Amended	Equivalent Adopted
Family Counseling:					
Professional Support:					
Psychologist (PT)	30.36	38.51 /hr	0.9	0.9	0.9
			0.9	0.9	0.9
Finance:					
Managers & Supervisors:					
Finance Director	95,656	133,529	1.0	1.0	1.0
Deputy Finance Director	85,213	118,952	1.0	1.0	1.0
Risk & Insurance Manager	73,729	93,506	1.0	1.0	1.0
Fiscal Services Manager	73,729	93,506	1.0	1.0	1.0
Professional Support:					
Fiscal Info Systems Manager	59,445	75,390	2.0	3.0	3.0
Budget Analyst Senior	58,915	73,643	1.0	-	-
Fiscal Analyst II	50,820	64,452	1.0	1.0	1.0
Budget Analyst	50,820	64,452	1.0	1.0	1.0
Fiscal Analyst	50,820	64,452	4.0	4.0	4.0
Payroll Specialist Senior	50,820	64,452	-	1.0	1.0
Administrative Assistant	43,853	55,617	-	2.0	2.0
Payroll Coordinator	44,084	55,105	1.0	-	-
Support Specialist	41,593	52,441	1.0	-	-
Risk Management Specialist	35,806	45,411	1.0	-	-
Payroll Specialist	35,806	45,411	-	1.0	1.0
Clerical Staff:					
Administrative Secretary	41,953	52,441	1.0	-	-
Office Assistant Senior	31,351	39,760	-	5.0	5.0
Account Clerk IV	33,279	39,152	6.0	-	-
			23.0	22.0	22.0
Health Department:					
Managers & Supervisors:					
Medical Director	106,098	148,106	1.0	1.0	1.0
Health Officer	85,213	118,952	1.0	1.0	1.0
Deputy Health Officer	73,841	103,077	1.0	1.0	1.0
Division Director	73,729	93,506	3.0	3.0	3.0
Financial Services Manager	59,445	75,390	1.0	1.0	1.0
Health Planning Manager	59,445	75,390	-	1.0	1.0
Manager, Planning/QA	58,915	73,643	1.0	-	-
Environmental Health Supervisor	55,118	69,902	4.0	4.0	4.0
Health Program Supervisor	55,118	69,902	-	1.0	5.0
Manager of Operations	55,682	69,603	1.0	-	-
Program Manager	55,588	69,486	4.0	4.0	-

MACOMB COUNTY, MICHIGAN
Position Schedule by Department by Type
For Funds with Fiscal Year Ending December 31, 2020
Supplemental Information Only

<u>Fund and Position</u>	<u>2020 Salary Range</u>		2019 Full Time	2019 Full Time	2020 Full Time
	<u>Minimum</u>	<u>Maximum</u>	<u>Equivalent Adopted</u>	<u>Equivalent Amended</u>	<u>Equivalent Adopted</u>
Health Department (cont.):					
Professional Support:					
PHS Coordinator	59,445	75,390	5.0	5.0	5.0
Epidemiologist	59,445	75,390	1.0	1.0	1.0
Public Health Nurse Senior	55,118	69,902	-	7.0	7.0
Public Health Informatics Specialist	55,118	69,902	1.0	1.0	1.0
Nutrition Program Supervisor	55,118	69,902	-	1.0	1.0
Public Health Nurse III	51,982	64,977	7.0	-	-
Toxicologist	50,820	64,452	1.0	1.0	1.0
Community Health Planner	50,820	64,452	1.0	1.0	1.0
Fiscal Analyst	50,820	64,452	-	2.0	2.0
Public Health Nurse	50,820	64,452	-	23.0	23.0
Forensic Investigations Specialist	50,820	64,452	1.0	1.0	1.0
Environmentalist IV	50,820	64,452	7.0	7.0	7.0
Nutritionist II	51,438	64,298	1.0	-	-
Public Health Nurse II	50,197	62,746	19.0	-	-
Accountant	46,556	58,195	1.0	-	-
Environmentalist II/III	47,337	60,034	21.0	21.0	21.0
Nutritionist I	45,330	56,662	1.0	-	-
Public Health Educator	43,853	55,617	-	4.0	4.0
Health Communications Specialist	43,853	55,617	-	1.0	1.0
Medical Examiner Investigator	43,853	55,617	6.0	6.0	6.0
Public Health Nurse I	46,091	53,658	4.0	-	-
Health Educator I	41,341	51,676	4.0	-	-
Morgue Specialist	38,215	48,466	2.0	2.0	2.0
Medical Billing Specialist	35,806	45,411	2.0	2.0	2.0
Community Health Technician	31,350	39,760	2.0	2.0	2.0
School Immun Program Assessor	29,948	37,981	-	3.0	3.0
Program Assessor	31,845	36,394	3.0	-	-
Public Health Nurse (8 PT)	28.16	35.71 /hr	-	3.0	3.0
Public Health Nurse II (8 PT)		33.73 /hr	3.0	-	-
Medical Examiner Investigator (2 PT)	22.39	28.41 /hr	1.0	1.0	1.0
Morgue Specialist (PT)	19.52	24.75 /hr	0.5	0.5	0.5
Hearing & Vision Technician (18 PT)	15.30	19.40 /hr	9.0	9.0	9.0
Intern (3 PT)		14.47 /hr	1.0	1.0	1.0
Clinic Outreach Worker (9 PT)		13.67 /hr	3.0	-	-
Clerical Staff:					
Administrative Assistant	43,853	55,617	-	1.0	1.0
Administrative Secretary	41,980	52,475	1.0	-	-
Administrative Coordinator	38,215	48,466	-	1.0	1.0
Senior Secretary	36,489	44,229	1.0	-	-
Office Assistant Senior	31,350	39,760	-	21.0	21.0
Account Clerk IV	33,279	39,152	3.0	-	-
Secretary	33,279	39,152	2.0	-	-
Office Assistant	29,948	37,981	-	10.0	10.0
Account Clerk III	32,630	37,291	6.0	-	-
Computer Maintenance Clerk	31,845	36,394	3.0	-	-
Typist Clerk III	31,079	35,519	6.0	-	-
Community Health Worker	26,728	33,898	-	2.0	2.0
Account Clerk I/II	28,199	33,833	7.0	-	-
Typist Clerk I/II	27,523	32,228	4.0	-	-
Community Outreach Worker	28,199	32,228	2.0	-	-
Office Assistant (9 PT)	15.30	19.40 /hr	-	3.0	3.0
			159.5	160.5	160.5

MACOMB COUNTY, MICHIGAN
Position Schedule by Department by Type
For Funds with Fiscal Year Ending December 31, 2020
Supplemental Information Only

Fund and Position	2020 Salary Range		2019 Full Time	2019 Full Time	2020 Full Time
	Minimum	Maximum	Equivalent Adopted	Equivalent Amended	Equivalent Adopted
Health & Community Services:					
Managers & Supervisors:					
Director, Health & Community Services	95,656	133,529	1.0	1.0	1.0
Professional Support:					
Chief of Staff	59,445	75,390	1.0	1.0	1.0
			2.0	2.0	2.0
Human Resources & Labor Relations:					
Managers & Supervisors:					
Director, HR & Labor Relations	95,656	133,529	1.0	1.0	1.0
Service Director, HR & LR	73,841	103,077	2.0	2.0	2.0
Retirement Administrator	66,580	84,439	1.0	1.0	1.0
Benefits Administrator	66,580	84,439	1.0	1.0	1.0
Operations Administrator	66,580	84,439	-	1.0	1.0
Professional Support:					
HRLR Consultant	55,118	69,902	-	6.0	6.0
HR & LR Service Partner	52,787	65,983	5.0	-	-
Operations Coordinator	49,938	62,423	1.0	-	-
Team Coordinator	43,853	55,617	2.0	2.0	2.0
Position Control Assistant	35,806	45,411	-	2.0	2.0
Training Assistant	35,806	45,411	-	1.0	1.0
Human Resources Assistant	35,806	45,411	2.0	2.0	2.0
Retirement Assistant	35,806	45,411	-	2.0	2.0
Retirement Specialist	36,489	44,229	2.0	-	-
HR & LR Service Partner (PT)	26.97	33.71 /hr	0.5	-	-
Human Resources Assistant (PT)	18.28	21.01 /hr	0.5	0.5	0.5
Clerical Staff:					
Position Control Specialist	35,276	44,095	2.0	-	-
Office Assistant Senior	31,350	39,760	-	2.0	2.0
Account Clerk III	32,630	37,291	3.0	-	-
Receptionist (2 PT)		16.97 /hr	1.0	1.0	1.0
			24.0	24.5	24.5
Information Technology:					
Managers & Supervisors:					
Chief Information Officer	95,656	133,529	1.0	1.0	1.0
Deputy Director, Information Technology	85,213	118,952	1.0	1.0	1.0
Information Technology Program Manager	83,402	105,774	-	1.0	1.0
Manager, Technical Services & Networking	80,692	100,865	1.0	-	-
IT Infrastructure Manager	83,402	105,774	-	1.0	1.0
Manager, Project Management Office	80,692	100,865	1.0	-	-
Application & Enterprise Manager	83,402	105,774	-	1.0	1.0
Manager, Application & Enterprise	80,692	100,865	1.0	-	-
IT Service Delivery Supervisor	73,729	93,506	-	1.0	1.0
IT Project Manager	66,580	84,439	-	4.0	4.0
Project Manager	65,498	81,873	5.0	-	-
Help Desk Supervisor	58,915	73,643	1.0	-	-
Professional Support:					
Enterprise Solutions Architect	73,729	93,506	-	1.0	1.0
Database Administrator	73,729	93,506	1.0	1.0	1.0
Security Administrator	66,580	84,439	1.0	1.0	1.0
Infrastructure Solutions Specialist	66,580	84,439	-	4.0	4.0
Business Systems Analyst	59,445	75,390	8.0	8.0	8.0
PC/Network Support Specialist	59,043	73,804	5.0	-	-
Programmer Analyst	55,118	69,902	-	5.0	5.0
Analyst/Programmer	54,833	68,541	4.0	-	-
Web Developer	50,820	64,452	1.0	1.0	1.0
Infrastructure Technician	50,820	64,452	-	2.0	2.0
PC/Network Support Technician	49,155	61,444	2.0	-	-
Systems Technician	43,853	55,617	4.0	4.0	4.0
Client Support Technician	35,806	45,411	1.0	1.0	1.0
Clerical Staff:					
Administrative Assistant	43,853	55,617	-	1.0	1.0
Administrative Secretary	41,980	52,475	1.0	-	-
Network Co-op Clerk (2 PT)		9.65 /hr	1.0	1.0	1.0
			40.0	40.0	40.0

MACOMB COUNTY, MICHIGAN
Position Schedule by Department by Type
For Funds with Fiscal Year Ending December 31, 2020
Supplemental Information Only

Fund and Position	2020 Salary Range		2019 Full Time	2019 Full Time	2020 Full Time
	Minimum	Maximum	Equivalent Adopted	Equivalent Amended	Equivalent Adopted
Juvenile Court:					
Managers & Supervisors:					
Juvenile Division Administrator	94,686	120,084	1.0	1.0	1.0
Program Director, Juv Div	73,729	93,506	1.0	1.0	1.0
Chief Referee, Juvenile Div	73,729	93,506	1.0	1.0	1.0
Court Finance Manager	55,118	69,902	1.0	1.0	1.0
Caseworker Manager	55,118	69,902	-	2.0	2.0
Case Work Supervisor	51,982	64,977	2.0	-	-
Juvenile Supervisor	42,994	54,526	-	1.0	1.0
Juvenile Clerical Supervisor	41,119	51,398	1.0	-	-
Professional Support:					
Referee	66,580	84,439	-	4.0	4.0
Referee/Attorney	68,014	85,017	4.0	-	-
Adoption Attorney	59,445	75,390	1.0	1.0	1.0
Probation Officer	40,580	60,247 (1)	19.0	19.0	19.0
Adoption Caseworker	40,580	60,247 (1)	1.0	1.0	1.0
Collections Specialist	43,853	55,617	-	2.0	2.0
Reimbursement Aide	44,084	55,105	2.0	-	-
Reimbursement Assistant	34,257	40,302 (1)	1.0	1.0	1.0
Intake Coordinator	34,238	40,280	1.0	-	-
Clerical Staff:					
Administrative Assistant	43,853	55,617	-	1.0	1.0
Administrative Secretary	41,953	52,441	1.0	-	-
Administrative Coordinator	38,215	48,466	-	2.0	2.0
Senior Secretary	36,621	44,390	1.0	-	-
Office Assistant Senior	31,350	39,760	-	17.0	17.0
Account Clerk IV	33,279	39,152	2.0	-	-
Typist Clerk IV	32,746	37,424	2.0	-	-
Account Clerk III	32,630	37,291	3.0	-	-
Typist Clerk III	31,190	35,646	10.0	-	-
			55.0	55.0	55.0
MSU Extension:					
Professional Support:					
Office Manager	43,853	55,617	-	1.0	1.0
Fiscal Administrative Assistant	43,913	54,892	1.0	-	-
Clerical Staff:					
Office Assistant Senior	31,350	39,760	-	4.0	4.0
Computer Maintenance Clerk	31,845	36,394	4.0	-	-
Office Assistant (PT)	15.30	19.40 /hr	-	0.5	0.5
Account Clerk I/II (PT)	14.18	17.01 /hr	0.5	-	-
			5.5	5.5	5.5
Probate Court:					
Managers & Supervisors:					
Probate Court Judge		151,438	2.0	2.0	2.0
Deputy Court Administrator/Probate Register	94,686	120,084	1.0	1.0	1.0
Probate Court Legal Services Director	73,729	93,506	1.0	1.0	1.0
Guardianship Supervisor	50,820	64,452	1.0	1.0	1.0
Clerical Services Supervisor	43,853	55,617	-	1.0	1.0
Data Maintenance Supervisor	44,391	55,144	1.0	-	-
Professional Support:					
Court Attorney	59,445	75,390	3.0	3.0	3.0
Court Analyst	43,853	55,617	2.0	2.0	2.0
Deputy Register Lead	43,853	55,617	-	1.0	1.0
Chief Deputy Register	41,941	52,426	1.0	-	-
Assistant Chief Deputy Register	34,884	43,605	1.0	1.0	1.0
First Deputy Register	34,058	42,572	1.0	-	-
Second Deputy Register	32,305	40,381	1.0	-	-
Deputy Register	31,350	39,760	7.0	10.0	10.0
Guardianship Investigator (PT)	20.73	30.77 /hr (1)	0.5	0.5	0.5
Deputy Register (PT)	16.01	20.31 /hr	0.5	0.5	0.5
Clerical Staff:					
Administrative Assistant	43,853	55,617	-	1.0	1.0
Judicial Secretary	43,853	55,617	3.0	2.0	2.0
Office Assistant Senior	31,350	39,760	-	2.0	2.0
Data Maintenance Clerk	32,269	37,964	2.0	-	-
Office Assistant (PT)	15.30	19.40 /hr	-	0.5	0.5
Typist Clerk I/II (PT)	12.37	16.38 /hr	0.5	-	-
			28.5	29.5	29.5

(1) 2019 Salary Range

MACOMB COUNTY, MICHIGAN
Position Schedule by Department by Type
For Funds with Fiscal Year Ending December 31, 2020
Supplemental Information Only

Fund and Position	2020 Salary Range		2019 Full Time	2019 Full Time	2020 Full Time
	Minimum	Maximum	Equivalent Adopted	Equivalent Amended	Equivalent Adopted
Planning & Economic Development:					
Managers & Supervisors:					
Director of Planning & Econ Develop	95,656	133,529	1.0	1.0	1.0
Deputy Director of Planning	85,213	118,952	1.0	1.0	1.0
Program Director	73,729	93,506	-	4.0	4.0
Program Manager-Business Outreach & Comm	72,201	90,252	1.0	-	-
Program Manager-Economic Development	72,201	90,252	1.0	-	-
Program Manager	72,201	90,252	2.0	-	-
Professional Support:					
Project Manager	66,580	84,439	-	3.0	3.0
Project Coordinator	66,038	82,548	3.0	-	-
Senior Planner	56,473	70,592	4.0	-	-
Communication Specialist Sr	55,118	69,902	-	1.0	1.0
Economic Development Senior	55,118	69,902	2.0	2.0	2.0
Planner Senior	55,118	69,902	-	3.0	3.0
GIS Specialist Senior	55,118	69,902	-	1.0	1.0
Associate Planner	48,262	60,327	3.0	-	-
Senior GIS Technician	48,262	60,327	1.0	-	-
Communications Specialist	43,853	55,617	-	2.0	2.0
Economic Developer	43,853	55,617	-	1.0	1.0
Graphic Designer	43,853	55,617	2.0	2.0	2.0
GIS Specialist	43,853	55,617	-	2.0	2.0
Graphic Information Systems Technician	43,913	54,892	2.0	-	-
Clerical Staff:					
Administrative Assistant	43,853	55,617	-	1.0	1.0
Administrative Secretary	41,980	52,475	1.0	-	-
Administrative Coordinator	38,215	48,466	-	1.0	1.0
Senior Secretary	36,489	44,229	1.0	-	-
Office Assistant Senior	31,350	39,760	-	2.0	2.0
Account Clerk IV	33,279	39,152	2.0	-	-
Co-op Clerk (PT)		9.65 /hr	0.5	0.5	0.5
			27.5	27.5	27.5

MACOMB COUNTY, MICHIGAN
Position Schedule by Department by Type
For Funds with Fiscal Year Ending December 31, 2020
Supplemental Information Only

Fund and Position	2020 Salary Range		2019 Full Time	2019 Full Time	2020 Full Time
	Minimum	Maximum	Equivalent Adopted	Equivalent Amended	Equivalent Adopted
Prosecuting Attorney:					
Managers & Supervisors:					
Prosecutor		157,716	1.0	1.0	1.0
Chief Assistant Prosecutor	85,213	118,952	1.0	1.0	1.0
Chief of Operations	94,686	120,084	1.0	1.0	1.0
Chief Trial Lawyer	94,686	120,084	1.0	1.0	1.0
Chief Appellate Lawyer	94,686	120,084	1.0	1.0	1.0
Chief of Homicide	94,686	120,084	-	1.0	1.0
Chief of Circuit Court & Special Units	87,892	109,866	1.0	-	-
Professional Support:					
Principal Trial Lawyer	76,885	104,574 (1)	8.0	8.0	8.0
Assistant IV	70,154	95,419 (1)	16.0	16.0	16.0
Assistant III	66,949	91,059 (1)	7.0	7.0	7.0
Assistant II	61,172	81,562 (1)	8.0	8.0	8.0
Assistant I	55,875	74,500 (1)	11.0	10.0	10.0
Chief Investigator	50,820	64,452	1.0	1.0	1.0
Administrative Assistant	43,853	55,617	1.0	1.0	1.0
Investigator	38,060	55,612 (1)	4.0	4.0	4.0
Office Manager	43,853	55,617	-	1.0	1.0
Supervisor	41,941	52,426	1.0	-	-
Paralegal	38,215	48,466	1.0	1.0	1.0
Victim Witness Advocate	35,806	45,411	1.0	1.0	1.0
Specialist I	31,350	39,760	1.0	1.0	1.0
Special Prosecutor (3 PT)	42.04	63.05 /hr (1)	1.0	1.5	1.5
Clerical Staff:					
Administrative Assistant	43,853	55,617	-	1.0	1.0
Administrative Secretary	41,157	51,446	1.0	-	-
Administrative Coordinator	38,215	48,466	-	2.0	2.0
Senior Secretary	36,489	44,229	2.0	-	-
Office Assistant Senior	31,350	39,760	-	15.0	15.0
Office Assistant	29,948	37,981	-	6.0	6.0
Typist Clerk IV	32,630	37,291	4.0	-	-
Computer Maintenance Clerk	31,845	36,394	11.0	-	-
Telephone Operator	28,893	33,020	1.0	-	-
Typist Clerk I/II	27,523	32,228	4.0	-	-
Typist Clerk I/II (PT)	13.81	16.21 /hr	0.5	-	-
			90.5	90.5	90.5
Purchasing:					
Managers & Supervisors:					
Purchasing Manager	73,729	93,506	1.0	1.0	1.0
Assistant Purchasing Manager	55,118	69,902	1.0	1.0	1.0
Warehouse Services Manager	43,853	55,617	1.0	1.0	1.0
Professional Support:					
Buyer Senior	50,820	64,452	-	1.0	1.0
Senior Buyer	46,556	58,195	1.0	-	-
Buyer	38,215	48,466	1.0	1.0	1.0
Warehouse Services Assistant	29,948	37,981	1.0	1.0	1.0
Clerical Staff:					
Administrative Coordinator	38,215	48,466	-	1.0	1.0
Senior Secretary	36,489	44,229	1.0	-	-
Printing & Graphics Specialist	29,948	37,981	2.0	2.0	2.0
Inventory & Delivery Clerk	29,948	37,981	1.0	1.0	1.0
Office Assistant	29,948	37,981	-	2.0	2.0
Records Maintenance Clerk	31,079	35,519	2.0	-	-
Mail Services Clerk	26,728	33,898	4.0	4.0	4.0
Office Assistant (PT)	15.30	19.40 /hr	-	0.5	0.5
Typist Clerk I/II (PT)	13.81	16.21 /hr	0.5	-	-
			16.5	16.5	16.5

(1) 2019 Salary Range

MACOMB COUNTY, MICHIGAN
Position Schedule by Department by Type
For Funds with Fiscal Year Ending December 31, 2020
Supplemental Information Only

Fund and Position	2020 Salary Range		2019 Full Time	2019 Full Time	2020 Full Time
	Minimum	Maximum	Equivalent Adopted	Equivalent Amended	Equivalent Adopted
Public Works:					
Managers & Supervisors:					
Public Works Commissioner		137,993	1.0	1.0	1.0
Chief Deputy/Admin Director	85,213	118,952	1.0	1.0	1.0
Deputy Government Relations	83,402	105,774	1.0	1.0	1.0
Plan Review Manager	73,729	93,506	1.0	1.0	1.0
Operations & Flow Manager	73,729	93,506	1.0	1.0	1.0
Construction & Maintenance Manager	73,729	93,506	1.0	1.0	1.0
Environmental Resources Manager	73,729	93,506	1.0	1.0	1.0
Financial Manager	59,445	75,309	1.0	1.0	1.0
Operations Manager, Pump Station	59,445	75,309	1.0	1.0	1.0
Operations Manager - Drain	59,445	75,309	1.0	1.0	1.0
Pub Wks Communications Manager	59,445	75,309	1.0	1.0	1.0
Wastewater Field Supervisor	50,820	64,452	1.0	1.0	1.0
SCADA System Manager	50,820	64,452	1.0	1.0	1.0
Community Wastewater Service Manager	47,033	58,792	1.0	-	-
Assistant Operations Manager, Pump Station	45,699	57,123	1.0	1.0	1.0
Professional Support:					
Engineer II	66,580	84,439	2.0	4.0	4.0
Sediment Control & Soil Erosion (SCSE) Manager	66,580	84,439	-	1.0	1.0
Wastewater Engineer II	60,803	81,071	2.0	-	-
Soil Engineer II	60,803	81,071	1.0	-	-
Construction Engineer	59,445	75,309	1.0	2.0	2.0
Manager Real Property Section	55,118	69,902	1.0	1.0	1.0
Manager Construction Section	43,853	55,617	1.0	1.0	1.0
Geographic Information System Technician Senior	55,118	69,902	-	2.0	2.0
Sr Asset Management Technician	55,118	69,902	-	-	1.0
Engineer I	51,743	68,991	1.0	-	-
Wastewater Engineer I	51,743	68,991	1.0	-	-
Community Services Manager	50,820	64,452	1.0	2.0	2.0
Fiscal Analyst	50,820	64,452	-	1.0	1.0
Accountant	46,556	58,195	1.0	-	-
Public Works Coordinator	43,853	55,617	1.0	1.0	1.0
Administrative Assistant	43,853	55,617	1.0	1.0	1.0
GIS Technician	43,853	55,617	-	1.0	1.0
Inspector Senior	43,853	55,617	-	1.0	1.0
Environmental Specialist	43,853	55,617	1.0	1.0	1.0
Lead Inspector	44,084	55,124	1.0	-	-
Engineering/GIS Technician	44,084	55,105	1.0	-	-
Wastewater Services Specialist	39,013	48,766	1.0	-	-
Inspector	38,215	48,466	9.0	9.0	9.0
Wastewater Field Operator	38,215	48,466	3.0	3.0	3.0
Equipment Operator	38,215	48,466	3.0	3.0	3.0
Station Operator	38,215	48,466	7.0	6.0	6.0
Environmental Educator I	38,215	48,466	1.0	1.0	1.0
SCADA System Manager (PT)	29.12	38.83 /hr	0.5	-	-
SCADA Systems Operator (PT)	25.96	32.93 /hr	-	0.5	0.5
Station Operator (2 PT)	18.30	23.22 /hr	1.0	1.0	1.0
Drain Co-op Laborer (2 PT)		15.68 /hr	1.0	1.0	1.0
Clerical Staff:					
Administrative Coordinator	38,215	48,466	-	1.0	1.0
Drain Account Specialist	35,806	45,411	2.0	3.0	3.0
Senior Secretary	36,489	44,229	1.0	-	-
Office Assistant Senior	31,350	39,760	-	2.0	2.0
Secretary	33,279	39,152	2.0	-	-
Office Assistant (2 PT)	15.30	19.40 /hr	-	1.0	1.0
Typist Clerk I/II (2 PT)	13.81	16.21 /hr	1.0	-	-
			64.5	64.5	65.5

MACOMB COUNTY, MICHIGAN
Position Schedule by Department by Type
For Funds with Fiscal Year Ending December 31, 2020
Supplemental Information Only

Fund and Position	2020 Salary Range		2019 Full Time	2019 Full Time	2020 Full Time
	Minimum	Maximum	Equivalent Adopted	Equivalent Amended	Equivalent Adopted
Register of Deeds:					
Managers & Supervisors:					
Director, Register of Deeds Deputy	73,841	103,077	1.0	1.0	1.0
Supervisor of Records	37,466	47,515	2.0	2.0	2.0
Clerical Staff:					
Administrative Coordinator	38,215	48,466	-	1.0	1.0
Senior Secretary	36,489	44,229	1.0	-	-
Office Assistant Senior	31,350	39,760	-	17.0	17.0
Cashier I	32,479	38,210	3.0	-	-
Account Clerk III	32,630	37,291	3.0	-	-
Computer Maintenance Clerk	31,845	36,394	11.0	-	-
Office Assistant	29,948	37,981	-	4.0	4.0
Account Clerk I/II	28,199	33,833	1.0	-	-
Typist Clerk I/II	27,523	32,228	3.0	-	-
			25.0	25.0	25.0
Sheriff:					
Managers & Supervisors:					
Sheriff		128,904	1.0	1.0	1.0
Undersheriff		128,275	1.0	1.0	1.0
Chief of Staff	110,760	121,055	1.0	1.0	1.0
Captain	100,691	110,050	3.0	3.0	3.0
Communications Administrator	86,385	93,506	1.0	1.0	1.0
Clerical Services Supervisor	43,853	55,617	1.0	1.0	1.0
Professional Support:					
Lieutenant	86,385	94,415	11.0	11.0	11.0
Sergeant	78,009	85,832	22.0	22.0	22.0
Corrections Sergeant	78,009	85,832	4.0	4.0	4.0
Sergeant-1	66,944	78,029	10.0	10.0	10.0
Corrections Sergeant-1	66,944	78,029	3.0	3.0	3.0
Criminal Justice Technology Specialist	59,661	69,902	2.0	2.0	2.0
Dispatch Supervisor	59,661	69,902	4.0	4.0	4.0
Deputy	52,454	66,943	224.0	227.0	227.0
Fiscal Analyst	50,820	64,452	-	1.0	1.0
Prisoner Reimbursement Coordinator	50,820	64,452	1.0	1.0	1.0
Vehicle Maintenance Supervisor	50,820	64,452	-	1.0	1.0
Vehicle Service Manager/Instructor	49,133	61,417	1.0	-	-
Accountant	46,556	58,195	1.0	-	-
Administrative Assistant	43,853	55,617	1.0	1.0	1.0
Corrections Deputy	49,386	55,617	164.0	164.0	164.0
Dispatcher	50,033	54,090	56.0	59.0	59.0
Auto Mechanic	38,215	48,466	1.0	1.0	1.0
Fire & EMS Liaison (PT)		41.02 /hr	0.5	0.5	0.5
Jail Reimbursement Analyst (PT)		25.78 /hr	0.5	0.5	0.5
Clerical Staff:					
Administrative Assistant	43,853	55,617	-	1.0	1.0
Administrative Secretary	41,980	52,475	1.0	-	-
Administrative Coordinator	38,215	48,466	-	1.0	1.0
Cashier II	35,806	45,411	1.0	1.0	1.0
Senior Secretary	36,489	44,229	1.0	-	-
Office Assistant Senior	31,350	39,760	-	7.0	7.0
Records Clerk	31,350	39,760	-	18.0	18.0
Account Clerk IV	33,279	39,152	2.0	-	-
Secretary	33,279	39,152	5.0	-	-
Computer Maintenance Clerk	31,845	36,394	18.0	-	-
Telephone Operator	26,728	33,898	3.0	3.0	3.0
			545.0	551.0	551.0

MACOMB COUNTY, MICHIGAN
Position Schedule by Department by Type
For Funds with Fiscal Year Ending December 31, 2020
Supplemental Information Only

<u>Fund and Position</u>	<u>2020 Salary Range</u>		2019 Full Time	2019 Full Time	2020 Full Time
	<u>Minimum</u>	<u>Maximum</u>	<u>Equivalent Adopted</u>	<u>Equivalent Amended</u>	<u>Equivalent Adopted</u>
Treasurer's Office:					
Managers & Supervisors:					
Treasurer		119,218	1.0	1.0	1.0
Chief Deputy Treasurer	85,213	118,952	1.0	1.0	1.0
Deputy Treasurer of Collections	73,729	93,506	-	1.0	1.0
Deputy Treasurer of Investments	73,729	93,506	-	1.0	1.0
Professional Support:					
Investment Officer	72,201	90,252	1.0	-	-
Tax Collection Administrator	72,201	90,252	1.0	-	-
Tax Service Supervisor	55,118	69,902	-	1.0	1.0
Tax Service Coordinator	55,621	69,526	1.0	-	-
Administrative Assistant	43,853	55,617	1.0	1.0	1.0
Draftsperson Technical Writer	38,215	48,466	1.0	1.0	1.0
Investment Assistant	35,806	45,411	1.0	1.0	1.0
Tax Settlement Assistant	35,806	45,411	1.0	1.0	1.0
Tax Collection Assistant	35,806	45,411	-	2.0	2.0
Tax Collection Officer	35,614	44,518	2.0	-	-
Clerical Staff:					
Administrative Coordinator	38,215	48,466	-	1.0	1.0
Technical Writer Assistant	35,806	45,411	1.0	1.0	1.0
Senior Secretary	36,489	44,229	1.0	-	-
Office Assistant Senior	31,350	39,760	-	13.0	13.0
Cashier	31,350	39,760	2.0	-	-
Account Clerk IV	33,279	39,152	7.0	-	-
Account Clerk III	32,630	37,291	4.0	-	-
Co-op Clerk (4 PT)		9.65 /hr	2.0	2.0	2.0
			28.0	28.0	28.0
Total General Fund Position Count			1,483.6	1,490.6	1,491.6

MACOMB COUNTY, MICHIGAN
Position Schedule by Department by Type
For Funds with Fiscal Year Ending December 31, 2020
Supplemental Information Only

Fund and Position	2020 Salary Range		2019 Full Time	2019 Full Time	2020 Full Time
	Minimum	Maximum	Equivalent Adopted	Equivalent Amended	Equivalent Adopted
SPECIAL REVENUE FUNDS					
Clerk - CPL:					
Clerical Staff:					
Office Assistant Senior	31,350	39,760	-	2.0	2.0
Computer Maintenance Clerk	31,845	36,394	2.0	-	-
			2.0	2.0	2.0
Community Corrections:					
Tether Program:					
Professional Support:					
Pretrial Specialist	43,853	55,617	2.0	2.0	2.0
Pretrial Specialist (PT)	22.40	28.42 /hr	0.5	0.5	0.5
			2.5	2.5	2.5
Macomb Community Action:					
Block Grant:					
Managers & Supervisors:					
Program Manager	55,118	69,902	1.0	1.0	1.0
Professional Support:					
Associate Planner	43,853	55,617	3.0	3.0	3.0
Administrative Coordinator	38,215	48,466	-	1.0	1.0
Administrative Aide	36,128	45,160	1.0	-	-
			5.0	5.0	5.0
Emergency Management Grants:					
Professional Support:					
Emer Mgt Coord-School Safety	55,118	69,902	-	1.0	1.0
Intelligence Analyst	55,118	69,902	1.0	1.0	1.0
Homeland Security Grant Manager	50,820	64,452	1.0	1.0	1.0
Homeland Security Planner	35,806	45,411	1.0	1.0	1.0
Emer Mgt Coord-School Safety (2 PT)	28.16	35.71 /hr	-	2.0	2.0
Homeland Security Planner (3 PT)		25.38 /hr	3.0	3.0	3.0
Administrative Aide (PT)	16.89	21.11 /hr	1.0	1.0	1.0
			7.0	10.0	10.0
Michigan Works:					
Managers & Supervisors:					
Director, M/SCETA	73,841	103,077	1.0	1.0	1.0
Career Center Supervisor	55,118	69,902	-	2.0	2.0
Service Center Supervisor	51,615	64,518	2.0	-	-
Professional Support:					
Career Planner	43,853	55,617	-	42.0	43.0
Case Manager	43,913	54,892	42.0	-	-
			45.0	45.0	46.0
MSUE Grants:					
Clerical Staff:					
Educator (PT)	16.07	20.31 /hr	0.2	0.2	0.2
Office Assistant Senior (PT)	16.01	20.30 /hr	-	0.75	0.75
Account Clerk IV (3 PT)	16.83	19.81 /hr	0.75	-	-
			0.95	0.95	0.95
Register of Deeds Technology Fund:					
Clerical Staff:					
Office Assistant Senior	31,350	39,760	-	-	3.0
			-	-	3.0
Veteran's Affairs:					
Managers & Supervisors:					
Chief Veteran Service Officer	64,585	90,156	1.0	1.0	1.0
Professional Support:					
Financial Coach	43,853	55,617	-	-	1.0
Veterans Services Officer II	43,853	55,617	2.0	2.0	2.0
Veterans Services Officer I	38,215	48,466	6.0	6.0	6.0
Clerical Staff:					
Administrative Coordinator	38,215	48,466	-	1.0	1.0
Senior Secretary	36,489	44,229	1.0	-	-
Office Assistant Senior	31,350	39,760	-	3.0	3.0
Account Clerk III	32,630	37,291	1.0	-	-
Typist Clerk III	31,079	35,519	2.0	-	-
			13.0	13.0	14.0

MACOMB COUNTY, MICHIGAN
Position Schedule by Department by Type
For Funds with Fiscal Year Ending December 31, 2020
Supplemental Information Only

Fund and Position	2020 Salary Range		2019 Full Time	2019 Full Time	2020 Full Time
	Minimum	Maximum	Equivalent Adopted	Equivalent Amended	Equivalent Adopted
ENTERPRISE FUNDS					
Martha T. Berry Medical Care Facility:					
Managers & Supervisors:					
Executive Director	130,123	162,654	1.0	1.0	1.0
Director of Nursing	92,377	115,471	1.0	1.0	1.0
Assistant Director of Nursing	78,413	101,397	2.0	2.0	2.0
Human Resources Director	78,413	101,397	1.0	1.0	1.0
House Manager	77,698	96,961	2.2	2.2	2.2
Admissions Experience Manager	77,698	96,961	1.0	1.0	1.0
Director of Quality	77,698	96,961	-	1.0	1.0
Risk Investigations Manager	77,698	96,961	1.0	1.0	1.0
Staff Education Manager RN	77,698	96,961	-	1.0	1.0
Unit Manager, LPN	77,698	96,961	4.0	4.0	4.0
Environmental & Safety Services Manager	59,315	74,144	1.0	1.0	1.0
Resident Activity & Recreation Manager	53,111	71,178	1.0	-	-
Business/Marketing Manager	52,894	66,113	1.0	1.0	1.0
Hospitality Manager	47,382	59,227	1.0	1.0	1.0
Supervisor of Resident/Client Services ADC	42,997	53,214	1.0	1.0	1.0
Nutrition Services Supervisor	38,533	48,166	-	1.0	1.0
Professional Support:					
Staff Educator LPN	73,576	91,970	-	1.0	1.0
MDS Coordinator/Nurse	78,198	88,861	4.0	4.0	4.0
Staff Development Coordinator	59,315	74,144	2.0	-	-
Education & Compliance Coordinator	59,315	74,144	1.0	1.0	1.0
Human Resource Generalist	56,272	74,144	1.0	1.0	1.0
Community Liaison	52,894	66,113	-	1.0	1.0
IT Support Specialist	50,670	63,337	1.0	1.0	1.0
Assistant to Administrator	47,382	59,227	1.0	2.0	2.0
Assistant to the Director Nursing Executive Director	47,382	59,227	1.0	-	-
Educator/Admissions Coordinator	42,585	52,716	1.0	-	-
Admissions Coordinator	42,585	52,716	1.0	1.0	1.0
Social Worker	42,585	52,716	4.0	4.0	4.0
Environmental & Safety Services Coordinator	38,533	48,166	-	1.0	1.0
Coordinator, Resident Billing Svcs	33,580	41,976	2.0	-	-
Health Information Systems Coordinator	33,687	42,765	1.0	1.0	1.0
Certified Recreational Therapist	33,976	39,972	1.0	-	-

MACOMB COUNTY, MICHIGAN
Position Schedule by Department by Type
For Funds with Fiscal Year Ending December 31, 2020
Supplemental Information Only

<u>Fund and Position</u>	<u>2020 Salary Range</u>		2019 Full Time	2019 Full Time	2020 Full Time
	<u>Minimum</u>	<u>Maximum</u>	<u>Equivalent Adopted</u>	<u>Equivalent Amended</u>	<u>Equivalent Adopted</u>
Martha T. Berry (cont.):					
Team Leader/RN	36.00	39.00 /hr	3.0	20.0	20.0
Licensed Practical Nurse	26.50	28.50 /hr	38.0	24.0	24.0
Maintenance Technician	16.70	20.87 /hr	6.0	6.0	6.0
Accounts Payable Coordinator	16.43	19.32 /hr	1.0	-	-
Coordinator, Resident Billing Services	16.43	19.32 /hr	0.60	-	-
Hospitality	17.10	18.76 /hr	1.0	-	-
Therapeutic Recreational Activity Aide	16.00	18.00 /hr	19.0	-	-
Unit Clerk	16.00	18.00 /hr	3.0	3.0	3.0
Food Production Worker II	15.00	17.00 /hr	1.0	6.0	6.0
Environmental Services Worker III	14.35	15.93 /hr	26.5	26.5	26.5
Laundry Worker II	14.00	15.55 /hr	6.0	6.0	6.0
Food Service Worker	13.66	15.17 /hr	19.0	13.0	13.0
Nurse Aide	13.59	15.10 /hr	115.0	131.9	131.9
Nurse Aide ADC	13.59	15.10 /hr	5.0	-	-
Nurse Aide (29 PT)	13.59	15.10 /hr	10.5	-	-
Nurse Aide (3 PT) ADC	13.59	15.10 /hr	1.4	-	-
Clerical Staff:					
Human Resources Assistant	42,585	52,716	2.0	2.0	2.0
Staffing Specialist	38,533	48,166	2.0	2.0	2.0
Business Office Assistant IV	16.92	19.90 /hr	-	3.6	3.6
Central Supply Clerk	16.00	18.00 /hr	1.0	1.0	1.0
Front Desk HR Support/Receptionist	15.36	17.93 /hr	3.0	-	-
Receptionist	15.36	17.93 /hr	0.7	3.0	3.0
Inventory Control Specialist	14.48	16.31 /hr	1.0	-	-
			304.90	286.20	286.20
Parks Fund:					
Managers & Supervisors:					
Parks Maintenance Supervisor	43,853	55,617	1.0	1.0	1.0
			1.0	1.0	1.0

MACOMB COUNTY, MICHIGAN
Position Schedule by Department by Type
For Funds with Fiscal Year Ending September 30, 2020
Supplemental Information Only

Fund and Position	2020 Salary Range		2019 Full Time	2019 Full Time	2020 Full Time
	Minimum	Maximum	Equivalent Adopted	Equivalent Amended	Equivalent Adopted
<u>SPECIAL REVENUE FUNDS</u>					
Child Care Fund:					
Managers & Supervisors:					
Director, Juvenile Justice Center	73,841	103,077	1.0	1.0	1.0
Deputy Director	64,585	90,156	1.0	1.0	1.0
Treatment Manager	55,118	69,902	1.0	1.0	1.0
Caseworker Manager	55,118	69,902	-	2.0	2.0
Case Work Supervisor	53,021	66,277	2.0	-	-
Shift Supervisor	43,853	55,617	8.0	8.0	8.0
Case Manager	40,637	50,796 (1)	2.0	2.0	2.0
Professional Support:					
Psychologist	59,445	75,390	2.0	2.0	2.0
Therapist	50,820	64,452	2.0	2.0	2.0
Juvenile Division Counselor	40,582	61,688 (1)	4.0	4.0	4.0
Probation Officer	40,580	60,247 (1)	6.0	7.0	7.0
Detention Diversion Worker	39,310	57,913 (1)	10.0	9.0	9.0
Vocational Counselor	40,932	57,568 (1)	1.0	1.0	1.0
Training & Safety Coordinator	43,853	55,617	1.0	1.0	1.0
Youth Specialist	35,806	45,411	71.0	71.0	71.0
Transporter	35,806	45,411	2.0	2.0	2.0
Food Services Manager	31,350	39,760	1.0	1.0	1.0
Cook	29,948	37,981	2.0	2.0	1.0
Custodian	26,728	33,898	3.0	3.0	3.0
Cook (2 PT)	14.34	18.18 /hr	1.0	1.0	1.0
Clerical Staff:					
Administrative Coordinator	38,215	48,466	-	1.0	1.0
Senior Secretary	36,621	44,390	1.0	-	-
Office Assistant Senior	31,350	39,760	-	1.0	1.0
Account Clerk III	32,746	37,424	1.0	-	-
			123.0	123.0	122.0
Community Corrections Fiscal Programs:					
Managers & Supervisors:					
Dir, Community Corrections	73,841	103,077	1.0	1.0	1.0
Professional Support:					
Clinical Manager	59,445	75,390	1.0	1.0	1.0
Pretrial Manager	55,118	69,902	1.0	1.0	1.0
Pretrial Specialist	43,853	55,617	3.0	3.0	3.0
Assessor/Therapy Coordinator	43,853	55,617	3.0	3.0	3.0
Clerical Staff:					
Administrative Coordinator	38,215	48,466	-	1.0	1.0
Office Assistant Senior	31,350	39,760	-	1.0	1.0
Account Clerk IV	31,674	39,592	1.0	-	-
Computer Maintenance Clerk	29,106	36,383	1.0	-	-
			11.0	11.0	11.0

(1) 2019 Salary Range

MACOMB COUNTY, MICHIGAN
Position Schedule by Department by Type
For Funds with Fiscal Year Ending September 30, 2020
Supplemental Information Only

Fund and Position	2020 Salary Range		2019 Full Time	2019 Full Time	2020 Full Time
	Minimum	Maximum	Equivalent Adopted	Equivalent Amended	Equivalent Adopted
Macomb Community Action Fiscal Programs:					
Managers & Supervisors:					
Director, Community Services Agency	85,213	118,952	1.0	1.0	1.0
Division Director	73,729	93,506	3.0	3.0	3.0
Program Manager	55,118	69,902	6.0	6.0	6.0
Public Information Manager	55,118	69,902	1.0	1.0	1.0
Program Supervisor	50,820	64,452	3.0	3.0	3.0
Program Coord-Transportation	43,853	55,617	1.0	1.0	1.0
Professional Support:					
Fiscal Services Manager	59,445	75,390	1.0	1.0	1.0
Fiscal Analyst	50,820	64,452	-	2.0	2.0
Accountant	46,556	58,195	2.0	-	-
Operations Coordinator	43,853	55,617	1.0	1.0	1.0
Housing Specialist	43,853	55,617	-	2.0	2.0
Clerical Services Supervisor	43,853	55,617	-	1.0	1.0
Program Coordinator	43,853	55,617	2.0	20.0	20.0
Case Manager Lead	43,853	55,617	1.0	1.0	1.0
Program Coord-Senior Services	43,853	55,617	3.0	2.0	2.0
Program Coord-Housing Services	43,853	55,617	-	1.0	1.0
Housing Rehabilitation Specialist	43,913	54,892	2.0	-	-
Teacher III - Full Day (8)	42,397	52,996	1.76	6.92	6.92
Disabilities Coordinator	41,780	52,225	1.0	-	-
Education Specialist	41,780	52,225	8.0	-	-
Family Service Coordinator	41,780	52,225	4.0	-	-
Health Services Coordinator	41,780	52,225	2.0	-	-
Site Supervisor	38,215	48,466	1.0	1.0	1.0
Teacher II - Full Day (15)	40,915	51,144	11.44	12.98	12.98
Teacher III-Stacked (3)	40,830	51,037	1.76	2.54	2.54
Volunteer Coordinator	35,806	45,411	1.0	1.0	1.0
Teacher I - Full Day (1)	39,434	49,292	0.88	0.87	0.87
Stacked Teacher II (8)	39,346	49,182	13.20	6.77	6.77
Energy Auditor	38,215	48,466	-	1.0	1.0
Stacked Teacher I (3)	37,862	47,327	2.63	2.54	2.54
Health Services Assistant	37,655	47,069	2.0	-	-
Quality Assurance Technician	35,806	45,411	1.0	1.0	1.0
Case Manager	35,806	45,411	1.0	1.0	1.0
Administrative Aide	36,128	45,160	2.0	-	-
Home Preservation/Energy Auditor	34,112	42,640	1.0	-	-
Case Specialist	31,350	39,760	-	6.0	6.0
Inventory & Delivery Clerk	29,948	37,981	1.0	1.0	1.0
Field Worker	26,064	32,580	6.0	-	-
Intake Support Clerk	26,064	32,580	3.0	-	-
Special Projects Coordinator (1 PT)	18.29	23.19 /hr	0.75	0.67	0.67
Advocate-Community Resources (6 PT)	16.01	20.30 /hr	-	3.6	3.6
Advocate (31 PT)	16.01	20.30 /hr	19.84	19.84	19.84
Bus Driver (10 PT)	15.30	19.40 /hr	4.0	4.6	4.6
Inventory & Delivery Clerk (3 PT)	15.30	19.40 /hr	-	2.30	2.30
Vehicle Maintenance Operator (1 PT)	13.65	17.31 /hr	0.75	0.75	0.75
Field Worker (5 PT)	13.35	16.70 /hr	5.7	-	-
Teacher Aide (78 PT)	12.24	15.53 /hr	46.0	46.0	46.0
Warehouse Operator (3 PT)	12.77	15.02 /hr	2.25	-	-
Van Driver (23 PT)	10.36	13.14 /hr	7.25	12.7	12.7
Food Service Aide (35 PT)	10.36	13.14 /hr	17.5	18.0	18.0

MACOMB COUNTY, MICHIGAN
Position Schedule by Department by Type
For Funds with Fiscal Year Ending September 30, 2020
Supplemental Information Only

Fund and Position	2020 Salary Range		2019 Full Time	2019 Full Time	2020 Full Time
	Minimum	Maximum	Equivalent Adopted	Equivalent Amended	Equivalent Adopted
Macomb Community Action Fiscal Programs (cont.):					
Clerical Staff:					
Administrative Assistant	43,853	55,617	-	1.0	1.0
Administrative Secretary	41,953	52,441	1.0	-	-
Administrative Coordinator	38,215	48,466	-	2.0	2.0
Account Clerk IV	33,383	41,729	5.0	-	-
Office Assistant Senior-HS	33,506	41,882	-	4.0	4.0
Office Assistant Senior	31,350	39,760	-	4.0	4.0
Office Assistant	29,948	37,981	-	8.0	8.0
Data Maintenance Clerk	30,371	37,964	2.0	-	-
Typist Clerk III	28,500	35,624	1.0	-	-
Account Clerk I/II	25,645	33,630	2.0	-	-
Typist Clerk I/II	25,227	32,580	2.0	-	-
Typist Clerk I/II (3 PT)	12.93	16.71 /hr	2.25	-	-
			211.96	218.08	218.08
Friend of the Court:					
Managers & Supervisors:					
Friend of the Court	94,686	120,084	1.0	1.0	1.0
Enforcement Division Director	73,729	93,506	1.0	1.0	1.0
Clerical Services Director	73,729	93,506	1.0	1.0	1.0
Clerical Services Supervisor	43,853	55,617	-	1.0	1.0
Dictation Clerk Supervisor	43,853	55,617	2.0	2.0	2.0
Recorder Secretary Supervisor	43,853	55,617	1.0	1.0	1.0
Financial Services Supervisor	43,853	55,617	-	1.0	1.0
Court Services Supervisor	43,853	55,617	-	1.0	1.0
Data Maintenance Supervisor	44,115	55,144	1.0	-	-
Financial Supervisor	40,954	51,192	1.0	-	-
Supervisor-Court Services	40,954	51,192	1.0	-	-
Family Court Counsel/Referee	37.67	47.77 /hr	0.5	0.5	0.5
Professional Support:					
Chief Referee, FOC Division	73,729	93,506	1.0	1.0	1.0
Referee	66,580	84,439	6.0	6.0	6.0
Judicial Service Officer/Attorney	67,297	84,122	1.0	-	-
Interstate Program Coordinator	59,445	75,390	-	1.0	1.0
Judicial Service Officer	55,118	69,902	11.0	11.0	11.0
Field Investigator Lead	55,118	69,902	-	1.0	1.0
Programmer Analyst	55,118	69,902	-	1.0	1.0
Analyst/Programmer	54,833	68,541	1.0	-	-
Chief Field Investigator	49,987	62,484	1.0	-	-
Field Investigator I/II	38,942	56,766 (1)	5.0	5.0	5.0
Support Investigator	36,295	53,006 (1)	4.0	4.0	4.0
Interstate Investigator	43,853	55,617	2.0	2.0	2.0
Medical Program Specialist	43,853	55,617	2.0	2.0	2.0
Cashier Supervisor	43,853	55,617	-	1.0	1.0
Cashier II	40,954	51,192	1.0	-	-
Enforcement Assistant	31,350	39,760	1.0	1.0	1.0
Clerical Staff:					
Administrative Assistant	43,853	55,617	-	1.0	1.0
Administrative Secretary	41,953	52,441	1.0	-	-
Administrative Coordinator	38,215	48,466	-	2.0	2.0
Recorder Secretary	35,806	45,411	9.0	8.0	8.0
Office Assistant Senior	31,350	39,760	-	29.0	29.0
Office Assistant	29,948	37,981	-	15.0	15.0
Data Maintenance Clerk	32,218	37,904	7.0	-	-
Dictation Clerk	32,218	37,904	14.0	-	-
Account Clerk, Senior	31,754	36,290	6.0	-	-
Data Entry Clerk	31,754	36,290	11.0	-	-
Receptionist/Supply Clerk	30,403	34,747	1.0	-	-
Typist Clerk, Senior	30,403	34,747	2.0	-	-
Office Clerk	26,728	33,898	-	5.0	5.0
Telephone Operator	29,111	33,269	1.0	-	-
Typist Clerk	29,111	33,269	9.0	-	-
Office Clerk (PT)	13.66	17.32 /hr	-	0.5	0.5
			106.5	106.0	106.0

(1) 2019 Salary Range

MACOMB COUNTY, MICHIGAN
Position Schedule by Department by Type
For Funds with Fiscal Year Ending September 30, 2020
Supplemental Information Only

Fund and Position	2020 Salary Range		2019 Full Time	2019 Full Time	2020 Full Time
	Minimum	Maximum	Equivalent Adopted	Equivalent Amended	Equivalent Adopted
Health Grant Fiscal Programs:					
Managers & Supervisors:					
Health Program Supervisor	55,118	69,902	-	-	3.0
Program Manager	55,588	69,486	3.0	3.0	-
Professional Support:					
PHS Coordinator	60,349	75,435	1.0	1.0	1.0
Health Practitioner	59,445	75,390	-	2.0	2.0
Women's Health Practitioner IV	59,483	74,354	2.0	-	-
Nutrition Program Supervisor	55,118	69,902	-	1.0	1.0
Public Health Nurse Senior	55,118	69,902	-	2.0	2.0
Public Health Nurse III	51,982	64,977	2.0	-	-
Public Health Social Worker	50,820	64,452	1.0	1.0	1.0
Public Health Nutritionist Senior	50,820	64,452	-	1.0	1.0
Public Health Nurse	50,820	64,452	-	7.0	8.0
Nutritionist II	51,438	64,298	1.0	-	-
Public Health Nurse II	50,197	62,746	7.0	-	-
Nutritionist I	45,330	56,662	1.0	-	-
Public Health Nutritionist	43,853	55,617	-	3.0	4.0
W.I.C. Dietitian	39,880	49,850	3.0	-	-
Public Health Investigator	35,806	45,411	-	2.0	2.0
Contact Investigator	36,164	45,205	2.0	-	-
Lactation Specialist	31,350	39,760	1.0	1.0	2.0
Community Health Technician	31,350	39,760	11.0	11.0	11.0
Public Health Nurse (10 PT)	28.16	35.71 /hr	-	7.0	6.5
Public Health Nurse II (11 PT)		33.73 /hr	7.0	-	-
Environmentalist (PT)	22.09	29.47 /hr	0.5	0.5	0.5
Counselor (6 PT)		28.41 /hr	3.5	3.5	3.5
Public Health Nutritionist (6 PT)	22.39	28.41 /hr	-	3.5	3.5
W.I.C. Dietitian (6 PT)	20.20	25.26 /hr	3.5	-	-
Community Health Technician (4 PT)	16.01	20.30 /hr	1.5	1.5	1.5
Clerical Staff:					
Office Assistant Senior	31,350	39,760	-	4.0	3.0
Office Assistant	29,948	37,981	-	8.0	8.0
Computer Maintenance Clerk	31,845	36,394	2.0	-	-
Typist Clerk III	31,079	35,519	2.0	-	-
Account Clerk I/II	28,199	33,833	5.0	-	-
Typist Clerk I/II	27,523	32,228	3.0	-	-
			63.0	63.0	64.5
MIDC Fund (Public Defenders Office):					
Managers & Supervisors:					
Indigent Defense Administrator	Salary unknown		-	-	1.0
Professional Support:					
Staff Attorney	Salary unknown		-	-	2.0
Deputy	52,454	66,943	2.0	2.0	2.0
Corrections Deputy	49,386	55,617	2.0	2.0	2.0
MIDC Compliance Liaison (PT)	20.48	25.59 /hr	0.5	0.5	0.5
Clerical Staff:					
Office Assistant Senior	31,350	39,760	-	-	2.0
			4.5	4.5	9.5

MACOMB COUNTY, MICHIGAN
Position Schedule by Department by Type
For Funds with Fiscal Year Ending September 30, 2020
Supplemental Information Only

Fund and Position	2020 Salary Range		2019 Full Time	2019 Full Time	2020 Full Time
	Minimum	Maximum	Equivalent Adopted	Equivalent Amended	Equivalent Adopted
Prosecuting Attorney Grants:					
Managers & Supervisors:					
Victim Witness Coordinator	43,853	55,617	1.0	1.0	1.0
Professional Support:					
Principal Trial Lawyer	76,885	104,574 (1)	1.0	2.0	2.0
Assistant IV	70,154	95,419 (1)	1.0	-	-
Assistant III	66,949	91,059 (1)	2.0	2.0	2.0
Chief Deputy Investigator	39,816	57,587 (1)	1.0	1.0	1.0
Investigator II	39,154	56,386 (1)	1.0	1.0	1.0
Investigator	38,060	55,612 (1)	2.0	2.0	2.0
Victim Witness Advocate	35,806	45,411	4.0	4.0	8.0
Victim Advocate (3 PT)	18.29	23.19 /hr	1.0	1.0	1.5
Clerical Staff:					
Administrative Coordinator	38,215	48,466	-	2.0	2.0
Senior Secretary	36,489	44,229	1.0	-	-
Office Assistant Senior	31,350	39,760	-	7.0	8.0
Typist Clerk IV	32,630	37,291	8.0	-	-
Office Assistant (2 PT)	15.30	19.40 /hr	-	1.0	1.0
Typist Clerk IV (PT)	16.67	19.04 /hr	0.5	-	-
Typist Clerk I/II (PT)	13.81	16.21 /hr	0.5	-	-
			24.0	24.0	29.5
Department of Roads:					
Managers & Supervisors:					
Director of Roads	95,656	133,529	1.0	1.0	1.0
Assistant Finance Director-Fiscal	85,213	118,952	1.0	1.0	1.0
Traffic Operations Director	85,213	118,952	1.0	1.0	1.0
County Highway Engineer	83,402	105,774	1.0	1.0	1.0
Chief of Staff	73,841	103,077	1.0	1.0	1.0
Planning Director	73,729	93,506	1.0	1.0	1.0
Maintenance Supervisor	73,729	93,506	1.0	1.0	1.0
Fiscal Services Manager	73,729	93,506	1.0	1.0	1.0
Permits/Local Roads Department Manager	66,580	84,439	1.0	1.0	1.0
Assistant Purchasing Manager	66,580	84,439	1.0	1.0	1.0
Development Manager	76,128	80,916	1.0	-	-
Traffic Supervisor	59,445	75,392	1.0	1.0	1.0
Electrical Supervisor	59,445	75,392	1.0	1.0	1.0
Right of Way Agent	59,445	75,392	1.0	1.0	1.0
Mechanic Foreman	59,445	75,392	1.0	1.0	1.0
Electrical Assistant Foreman	55,118	69,902	2.0	2.0	2.0
Foreman Service Center 3	55,118	69,902	1.0	-	-
Service Center Foreman	55,118	69,902	3.0	4.0	4.0
Sign Shop Supervisor	55,118	69,902	1.0	1.0	1.0
Stock and Inventory Supervisor	55,118	69,902	1.0	1.0	1.0
Assistant Foreman	50,820	64,452	12.0	12.0	13.0
Professional Support:					
Traffic Engineer	66,580	84,439	1.0	1.0	1.0
Civil Engineer 3	66,580	84,439	9.0	10.0	11.0
Coord of Communication & Public Relations	59,445	75,392	-	1.0	1.0
Fleet Specialist	59,445	75,392	1.0	1.0	1.0
Civil Engineer 2	55,118	69,902	1.0	1.0	1.0
HRLR Consultant	55,118	69,902	2.0	2.0	2.0
Information Systems Coordinator	55,118	69,902	1.0	1.0	1.0
Design Technician	55,118	69,902	2.0	2.0	2.0

(1) 2019 Salary Range

MACOMB COUNTY, MICHIGAN
Position Schedule by Department by Type
For Funds with Fiscal Year Ending September 30, 2020
Supplemental Information Only

Fund and Position	2020 Salary Range		2019 Full Time	2019 Full Time	2020 Full Time
	Minimum	Maximum	Equivalent Adopted	Equivalent Amended	Equivalent Adopted
Department of Roads (cont.):					
Electrician A	50,820	64,452	9.0	9.0	9.0
Electrical Technician	50,820	64,452	2.0	2.0	2.0
Mechanic Leader	50,820	64,452	1.0	1.0	1.0
Master Welder	50,820	64,452	2.0	2.0	2.0
Master Mechanic	50,820	64,452	12.0	12.0	12.0
Engineering Aide III	50,820	64,452	9.0	9.0	9.0
Senior Traffic Technician	50,820	64,452	2.0	2.0	2.0
Buyer	43,853	55,617	1.0	1.0	1.0
Administrative Assistant	41,130	51,413	1.0	1.0	1.0
Service Center Administrative Assistant	43,853	55,617	1.0	1.0	1.0
Systems Technician	50,820	64,452	1.0	1.0	1.0
Account Specialist III	50,820	64,452	2.0	2.0	2.0
Records Technician	50,820	64,452	1.0	1.0	1.0
Right-of-way Technician	50,820	64,452	1.0	1.0	1.0
Project Leader	47,337	60,035	7.0	7.0	7.0
Account Specialist II	43,853	55,617	1.0	1.0	1.0
Engineering Aide II	43,853	55,617	13.0	13.0	13.0
Traffic Technician	43,853	55,617	1.0	2.0	2.0
Equipment Operator A	43,853	55,617	27.0	27.0	27.0
Master Sign Artisan	43,853	55,617	1.0	1.0	1.0
Electrician B	43,853	55,617	5.0	5.0	5.0
Semi Truck Driver	43,853	55,617	4.0	4.0	4.0
Facilities & Maint Coordinator	43,853	55,617	1.0	1.0	1.0
Heavy Truck Driver	43,853	55,617	45.0	45.0	45.0
Traffic/Subdivisions Coordinator	39,640	52,251	1.0	-	-
Account Specialist I	38,215	48,466	2.0	2.0	2.0
Engineering Aide I	38,215	48,466	8.0	7.0	7.0
Mechanic Helper	38,215	48,466	1.0	1.0	1.0
Traffic Sign Artisan	38,215	48,466	1.0	1.0	1.0
Equipment Operator B	38,215	48,466	4.0	4.0	4.0
Highway Maintenance Person Leader	35,785	47,469	9.0	-	-
Highway Maintenance Person	35,806	45,411	22.0	31.0	31.0
Stock Clerk	31,350	39,760	1.0	1.0	1.0
Custodian	26,728	33,898	1.0	1.0	1.0
Clerical Staff:					
Department Secretary	38,215	48,466	5.0	5.0	5.0
Department Clerk	31,350	39,760	9.0	10.0	11.0
Inventory Delivery Clerk	31,350	39,760	1.0	1.0	1.0
Office Assistant	29,948	37,981	1.0	1.0	1.0
			268.0	269.0	272.0
Sheriff Grants:					
Managers & Supervisors:					
Lieutenant	86,385	94,415	1.0	1.0	1.0
Professional Support:					
Sergeant	78,009	85,832	2.0	2.0	2.0
Deputy	52,454	66,943	4.0	4.0	4.0
Clerical Staff:					
Office Assistant Senior	31,350	39,760	-	1.0	1.0
Secretary	33,279	39,152	1.0	-	-
			8.0	8.0	8.0
Veterans Grants:					
Professional Support:					
Financial Coach	43,853	55,617	1.0	1.0	-
VITA Tax Program Coord (PT)		23.00 /hr	0.5	0.5	0.5
Clerk (PT)		13.78 /hr	0.5	0.5	0.5
			2.0	2.0	1.0

MACOMB COUNTY, MICHIGAN
Position Schedule by Department by Type
For Funds with Fiscal Year Ending September 30, 2020
Supplemental Information Only

Fund and Position	2020 Salary Range		2019 Full Time	2019 Full Time	2020 Full Time
	Minimum	Maximum	Equivalent Adopted	Equivalent Amended	Equivalent Adopted
ENTERPRISE FUNDS					
Community Mental Health:					
Managers & Supervisors:					
Medical Director	106,098	148,106	1.0	1.0	1.0
Chief Executive Officer	111,091	138,864	1.0	1.0	1.0
Deputy Director	73,841	103,077	1.0	1.0	1.0
Program Director	76,437	95,546	7.0	-	-
Chief Clinical Officer	73,729	93,506	-	1.0	1.0
Chief Priv & Comp Officer	73,729	93,506	-	1.0	1.0
Dir. Comm & Behavioral Health	73,729	93,506	-	1.0	1.0
Chief of Staff	73,729	93,506	-	1.0	1.0
Chief Quality Officer	73,729	93,506	-	1.0	1.0
Chief Financial Officer	73,729	93,506	-	1.0	1.0
Recipient Rights Director	73,729	93,506	-	1.0	1.0
Chief Information Officer	73,729	93,506	-	1.0	1.0
Chief Network Officer	73,729	93,506	-	1.0	1.0
Dir of Managed Care and Access	73,729	93,506	-	1.0	1.0
Facilities Administrator	66,580	84,439	-	1.0	1.0
Network Operation Administrator	66,580	84,439	-	4.0	4.0
MIHealth Link Administrator	66,580	84,439	-	1.0	1.0
Quality Administrator	66,580	84,439	-	2.0	2.0
Finance Administrator	66,580	84,439	-	2.0	2.0
Information Systems Administrator	66,580	84,439	-	2.0	2.0
Program Supervisor	61,230	76,537	9.0	8.0	8.0
Professional Support:					
Administrative Assistant IV	65,978	82,472	15.0	-	-
Administrative Assistant III	57,639	72,049	19.0	-	-
Community Behav Pgm Coordinator	55,118	69,902	-	1.0	1.0
Community Resource Coordinator	55,118	69,902	-	1.0	1.0
Legal Dispute Res Coordinator	55,118	69,902	-	1.0	1.0
Compliance Coordinator	55,118	69,902	-	1.0	1.0
Autism Services Coordinator	55,118	69,902	-	1.0	1.0
Quality Coordinator	55,118	69,902	-	2.0	2.0
Network Coordinator	55,118	69,902	-	1.0	1.0
Finance Coordinator	55,118	69,902	-	1.0	1.0
Fiscal Analyst	55,118	69,902	-	1.0	1.0
Reimbursement Coordinator	55,118	69,902	-	1.0	1.0
Clinical Records Coordinator	55,118	69,902	-	1.0	1.0
EMR Coordinator	55,118	69,902	-	1.0	1.0
Information Systems Coordinator	55,118	69,902	-	1.0	1.0
Network Coordinator	55,118	69,902	-	3.0	3.0
Computer Info Coordinator	55,118	69,902	-	1.0	1.0
Training Coordinator	55,118	69,902	-	1.0	1.0
Clinical Supervisor	55,118	69,902	-	21.0	21.0
Psychologist	55,118	69,902	1.0	1.0	1.0
Therapist III	55,709	69,636	19.0	-	-
Administrative Assistant II	51,615	64,518	12.0	-	-
Facilities & Maint Specialist	50,820	64,452	-	1.0	1.0
Ombudsperson	50,820	64,452	-	1.0	1.0
Medical Billing Specialist	50,820	64,452	-	1.0	1.0
Recipient Rights Specialist	50,820	64,452	-	4.0	4.0
Training Specialist	50,820	64,452	-	2.0	2.0
Fiscal Analyst	50,820	64,452	-	4.0	4.0
Registered Nurse	50,820	64,452	-	27.0	27.0
Therapist	50,820	65,452	-	65.0	65.0
Therapist II	50,056	62,570	59.0	-	-
Senior Accountant	50,458	63,072	1.0	1.0	1.0
Registered Nurse II	48,845	61,057	23.0	-	-
Case Manager III	45,387	56,734	7.0	-	-
Accountant	45,164	56,455	3.0	-	-
Registered Nurse	42,176	52,720	4.0	-	-
Case Manager II	41,157	51,446	75.0	-	-
Specialist II	35,806	45,411	1.0	2.0	2.0
Administrative Assistant I	39,466	49,333	3.0	-	-
Corporate Compliance Assistant	38,215	48,466	-	1.0	1.0
Quality Assistant	38,215	48,466	-	1.0	1.0
Medical Records Assistant	38,215	48,466	-	1.0	1.0
Case Manager	38,215	48,466	-	78.0	78.0
Reimbursement Analyst	37,206	46,508	1.0	-	-
Specialist I	36,424	45,531	4.0	4.0	4.0
Mental Health Worker III	33,432	39,331	8.0	-	-
Mental Health Worker	29,948	37,981	-	11.0	11.0

MACOMB COUNTY, MICHIGAN
Position Schedule by Department by Type
For Funds with Fiscal Year Ending September 30, 2020
Supplemental Information Only

Fund and Position	2020 Salary Range		2019 Full Time	2019 Full Time	2020 Full Time
	Minimum	Maximum	Equivalent Adopted	Equivalent Amended	Equivalent Adopted
Community Mental Health (cont.):					
Mental Health Worker II	28,893	33,020	3.0	-	-
Case Manager II (PT)	21.09	26.38 /hr	0.5	-	-
Crisis Center Worker Senior (3 PT)	15.30	19.40 /hr	0.59	0.59	0.59
Crisis Center Worker (7 PT)	13.65	17.31 /hr	3.68	3.68	3.68
Clerical Staff:					
Administrative Assistant	43,853	55,617	-	1.0	1.0
Administrative Secretary	41,953	52,441	1.0	-	-
Administrative Coordinator	38,215	48,466	-	1.0	1.0
Senior Secretary	35,508	44,385	1.0	-	-
Office Assistant Senior	31,350	39,760	-	40.0	40.0
Secretary	30,808	38,510	1.0	-	-
Account Clerk IV	32,627	38,385	8.0	-	-
Secretary	32,627	38,385	4.0	-	-
Office Assistant	29,948	37,981	-	17.0	17.0
Account Clerk III	31,990	36,560	14.0	-	-
Typist Clerk IV	31,990	36,560	2.0	-	-
Typist Clerk III	30,470	34,823	11.0	-	-
Account Clerk I/II	27,646	33,169	5.0	-	-
Typist Clerk I/II	26,983	31,596	12.0	-	-
Office Assistant (10 PT)	15.30	19.40 /hr	-	4.34	4.34
Account Clerk I/II (1 PT)	14.18	17.01 /hr	1.03	-	-
Typist Clerk I/II (8 PT)	13.81	16.21 /hr	3.31	-	-
			345.11	345.61	345.61
Substance Abuse:					
Managers & Supervisors:					
Director of Substance Abuse	73,729	93,506	1.0	1.0	1.0
SUD Administrator	66,580	84,439	-	1.0	1.0
Professional Support:					
Administrative Assistant III	57,639	72,049	3.0	-	-
Quality Assurance Coordinator	55,118	69,902	-	1.0	1.0
SUD Coordinator	55,118	69,902	-	1.0	1.0
SUD Finance Coordinator	55,118	69,902	-	1.0	1.0
Administrative Assistant II	51,615	64,518	2.0	-	-
Data & Finance Specialist	50,820	65,452	-	1.0	1.0
SUD Specialist	50,820	65,452	-	1.0	1.0
Therapist	50,820	65,452	-	3.0	3.0
Therapist II	51,057	63,822	3.0	-	-
Clerical Staff:					
Office Assistant Senior	31,350	39,760	-	3.0	3.0
Secretary	33,279	39,152	1.0	-	-
Account Clerk IV	33,279	39,152	2.0	-	-
Data Input Clerk (PT)		12.34 /hr	0.2	0.2	0.2
			12.2	13.2	13.2
Total Special Revenue Funds Position Count			1,560.62	1,553.04	1,571.04
GRAND TOTAL COUNTY WIDE POSITION COUNT			3,044.22	3,043.64	3,062.64